

FLORIM OVERSIZE
magnum[®]

23
+ 49
67

5"

FLORIM



FLORIM È CERTIFICATA B CORP

FLORIM IS B CORP CERTIFIED

Guardiamo al business come una forza positiva in grado di generare profitto e allo stesso tempo creare un impatto virtuoso sulle persone e sull'ambiente. Da sempre.

Le nostre scelte, giorno dopo giorno, ci hanno portato a migliorare il nostro modo di fare impresa.

We conceive the business as a positive force able to generate profits and at the same time create a virtuous impact on people and the environment. Since forever.

Our choices, day after day, have led us to improve our way of doing business.

COSA SIGNIFICA ESSERE B CORP?

Ci siamo misurati con i più alti standard di performance sociale e ambientale e dopo un lungo e rigoroso processo di verifica siamo diventati B Corp.

Le aziende che riescono a ottenere questa certificazione sono le più evolute al mondo in termini di impatto positivo sia sociale che ambientale.

Costituiscono un movimento globale di 'Purpose Driven Businesses' che ha l'obiettivo di diffondere un nuovo paradigma economico, che vede le imprese come protagoniste nel rigenerare la società.



Guarda il video "Essere sostenibili è una scelta quotidiana" con i volti di alcune delle "persone Florim" che ogni giorno contribuiscono a rendere l'azienda sempre più responsabile.
Watch the video "Being sustainable is a daily choice" with the faces of some of the "Florim people" who contribute to making the company even more responsible, every day.

WHAT DOES IT MEAN TO BE B CORP?

We vied with the highest social and environmental performance standards, and after a long and scrupulous verification process, we became B Corp.

Companies that succeed in obtaining this certification are the most evolved in the world in terms of their positive social and environmental impact.

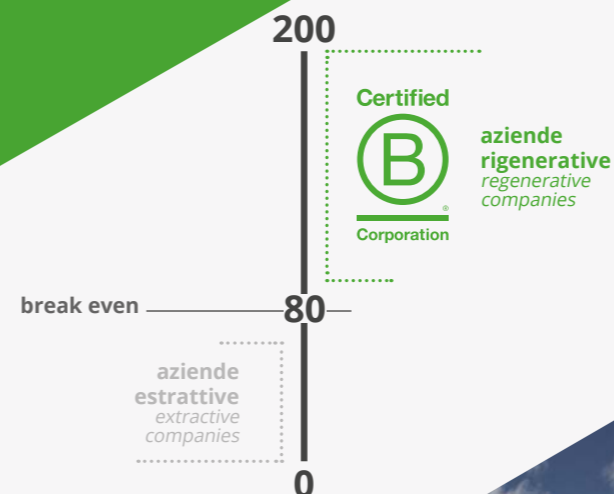
They constitute a global movement of 'Purpose Driven Businesses' whose aim is to diffuse a new economic paradigm, whereby companies are the drivers of social regeneration.

BUSINESS RIGENERATIVO

È in corso un **cambiamento culturale** epocale di cui siamo orgogliosi di essere parte. Uno dei principi fondamentali di tutte le B Corp è quello di adottare un business rigenerativo che si contrappone a quello estrattivo.

Rigenerare significa non solo diminuire l'impatto sulla natura e sull'ambiente che ci circonda, ma addirittura produrre effetti positivi, creando valore condiviso nella società e rigenerando la biosfera.

Diventano B Corp solo quelle aziende che misurano il loro impatto complessivo attraverso il Benefit Impact Assessment (BIA) superando il punteggio di 80 (in una scala da 0 a 200) ed entrando così in una élite di imprese **rigenerative**. Chi non supera questa soglia viene considerata **azienda estrattiva** ovvero per funzionare consuma risorse economiche, sociali e ambientali superiori di quanto sia in grado di generare come output.



REGENERATIVE BUSINESS

*An historical **cultural shift** is under way, of which we are proud to be a part. One of the underlying principles of all B Corps is the adoption of a regenerative business model as opposed to an extractive one.*

*Regenerating means not only reducing the impact of business on our surrounding nature and environment, but also producing **positive effects, creating shared value in society and regenerating the biosphere.***

*Only those companies that measure their overall impact through the Benefit Impact Assessment (BIA) exceeding the score of 80 points can be certified as B Corp, joining an elite of **regenerative companies**. Anyone who does not exceed this threshold is considered an **extractive company** or, in order to function, they consume higher economic, social and environmental resources than they are able to generate as output.*

IL PUNTEGGIO DI FLORIM

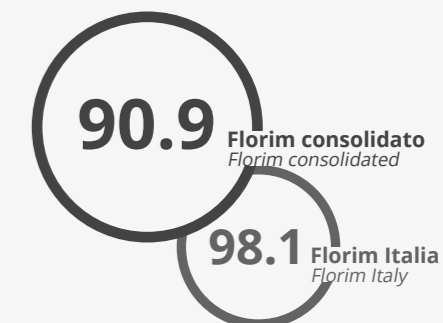
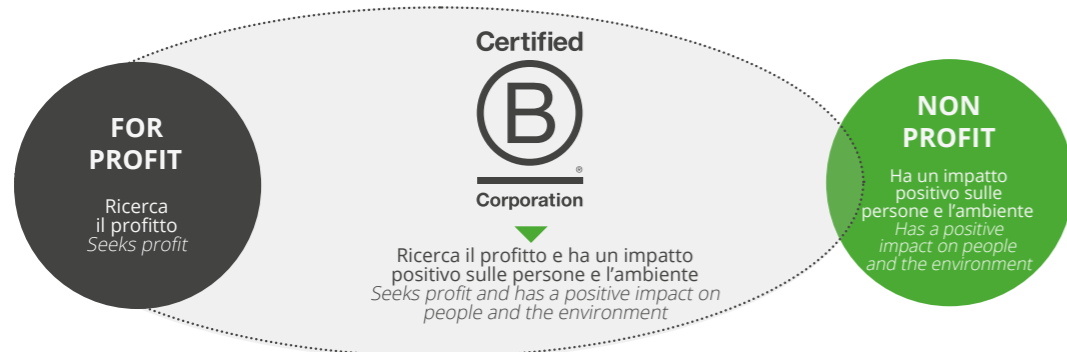
Il punteggio conseguito da Florim Italia è di 98,1 punti e il consolidato, che comprende la consociata americana, è di 90,9 punti. Così Florim rientra tra le migliori B Corp al mondo.

Solo il 3% delle aziende riesce a superare l'iter di verifica imposto da **B Lab**, ente certificatore di origine americana che oggi opera a livello globale.


FLORIM'S SCORE

Florim Italia score is 98.1 points and the consolidated, which includes the American subsidiary, is 90.9 points. Florim is now one of the best B Corps throughout the world.

*Only 3% of companies manage to pass the verification process implemented by **B Lab**, the US certifying body that currently operates on a global scale.*



FLORIM OVERSIZE
magnum[®]



La cultura del progetto sta cambiando le sue prospettive, una nuova idea di estetica si lega alle contemporanee esigenze di una funzionalità dinamica che porta con sé una rivoluzione materica e tecnologica. Per rispondere a queste necessità nasce **Magnum**, una collezione dallo stile evoluto, completa e costantemente alla ricerca delle autentiche suggestioni della natura e delle sue incredibili variabili.

I formati in **6mm** di spessore, i colori ricercati e lo stile di ogni finitura rivelano la sua innata inclinazione ad adeguarsi a tutte le prestazioni tecniche frutto di un dialogo reale tra il progetto e la sua realizzazione.

Molteplici varianti cromatiche ed elevate performance tecniche si mettono perciò al servizio degli operatori dell'arredo che grazie a **Magnum** trovano un prezioso alleato per soddisfare la loro creatività e rendere possibile anche l'idea più impensabile.

Qualsiasi proposta architettonica, per esterni e interni, può essere finalmente personalizzata nello stile e nel design, senza compromessi: il top della cucina e i relativi complementi, i lavandini, i bagni, le porte e gli arredi possono diventare dei pezzi unici senza tempo. Cromie vibranti, formati oversize, qualità dei materiali e facilità di trasformazione sono gli elementi distintivi del prodotto Florim, il perfetto complice per creare nuove scenografie di vita.





The design culture is changing its outlook. A new idea of aesthetics is becoming linked to contemporary demands for dynamic functionality that brings with it a material and technological revolution. **Magnum** was conceived to meet these needs. It is a collection with an evolved style, complete and constantly in search of the authentic allure of nature and its incredible variables.

The **6 mm** thick formats, the refined colours and the style of each finish reveal its innate inclination to adapt to all technical performances resulting from an authentic dialogue between the project and its realisation.

Multiple colour variants and high technical performance are therefore at the service of furniture makers who, thanks to **Magnum**, find a valuable ally to satisfy their creativity and make even the most unthinkable idea possible.

Any architectural proposal, whether for exteriors and interiors, can finally be customised uncompromisingly in style and design: kitchen worktops and their accessories, sinks, bathrooms, doors and furniture can become timeless one-off pieces. Vibrant colours, oversize formats, quality materials and ease of transformation are the hallmarks of Florim's products, the perfect "conspirator" for creating new scenes of life.

La culture du projet change de perspective : une nouvelle idée d'esthétique se mêle aux exigences contemporaines de fonctionnalité dynamique, entraînant une révolution matérielle et technologique. Pour répondre à ces besoins, voici **Magnum**, une collection au style innovant, complète et constamment en quête d'authentiques suggestions de la nature et de ses incroyables variables.

Les formats en épaisseur **6 mm**, les couleurs sophistiquées et le style de chaque finition révèlent son penchant naturel vers l'adaptation à toutes les performances techniques, résultant d'un dialogue réel entre le projet et sa réalisation.

Les nombreux coloris et les hautes performances techniques se mettent ainsi au service des professionnels de l'ameublement, qui trouvent en **Magnum** une précieuse alliée pour accompagner leur créativité et rendre possible même l'idée la plus audacieuse.

Quelle que soit la proposition architecturale, d'extérieur ou d'intérieur, style et design peuvent enfin être personnalisés sans compromis : les plans de travail de cuisine et leurs compléments, les éviers, les salles de bains, les portes et le mobilier peuvent devenir des pièces uniques intemporelles. Couleurs éclatantes, formats surdimensionnés, matériaux de qualité et facilité de transformation : telles sont les caractéristiques des produits Florim, les complices parfaits pour créer de nouvelles scènes de vie.

Die Designkultur verändert ihre Perspektiven, eine neue Vorstellung von Ästhetik verbindet sich mit den zeitgemäßen Bedürfnissen einer dynamischen Funktionalität, die eine materielle und technologische Revolution mit sich bringt. Um auf diese Bedürfnisse zu antworten, wurde **Magnum** entwickelt, eine Kollektion mit einem fortschrittlichen Stil, die vollständig und unermüdlich nach authentischen Vorbildern in der Natur und deren unglaublichen Varianten sucht.

Die Formate mit einer Stärke von **6 mm**, die raffinierten Farben und der Stil jeder Oberflächenbearbeitung zeigen ihre angeborene Neigung, sich an alle technischen Leistungen anzupassen, die aus einem echten Dialog zwischen dem Projekt und seiner Realisierung resultieren.

Vielfältige Farbvariationen und hohe technische Leistungsfähigkeit stellen sich in den Dienst von Einrichtern, die in Magnum eine wertvolle Verbündete finden, um ihre Kreativität zu befriedigen und selbst die undenkbarsten Ideen zu verwirklichen.

Endlich kann jede architektonische Vorstellung für den Außen- und Innenbereich ohne Kompromisse in Stil und Design individuell umgesetzt werden: Die Küchenarbeitsplatte und das entsprechende Zubehör, die Spülen, die Badezimmer, die Türen und die Möbel können so zu zeitlosen Einzelstücken werden. Lebhaftige Farben, übergroße Formate, hochwertige Materialien und einfache Umarbeitung sind die charakteristischen Elemente dieses Florim-Produkts, dem perfekten Komplizen für die Schaffung neuer Lebenswelten.

La cultura del diseño está cambiando sus perspectivas, un nuevo concepto de estética se une a las necesidades contemporáneas de una funcionalidad dinámica que trae consigo una revolución material y tecnológica. **Magnum** nace para responder a estas necesidades: una colección con un estilo evolucionado, completa y en constante búsqueda de las auténticas sugerencias de la naturaleza y sus increíbles variables.

Los formatos de **6 mm** de espesor, los colores sofisticados y el estilo de cada acabado revelan su innata inclinación a adaptarse a todas las prestaciones técnicas fruto de un verdadero diálogo entre el diseño y su realización.

Así, múltiples variantes cromáticas y elevadas prestaciones técnicas se ponen al servicio de los profesionales del mobiliario que, gracias a **Magnum**, encuentran un valioso aliado para satisfacer su creatividad y hacer posible, incluso, la idea más impensable.

El estilo y diseño de cualquier propuesta arquitectónica, tanto para exteriores como para interiores, puede por fin personalizarse sin renunciar a nada: las encimeras de cocina y sus accesorios, los lavabos, los baños, las puertas y el mobiliario pueden convertirse en piezas únicas atemporales. Los colores vibrantes, los grandes formatos, la calidad de los materiales y la facilidad de transformación son los elementos distintivos de los productos Florim, el aliado perfecto para crear nuevos escenarios de vida.





FLORIM OVERSIZE
magnUm

MARBLE

8/97

STONE

98/165

CEMENT

166/217

METAL

218/227

WOOD

228/239

COLOR



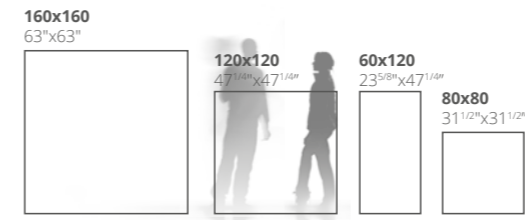
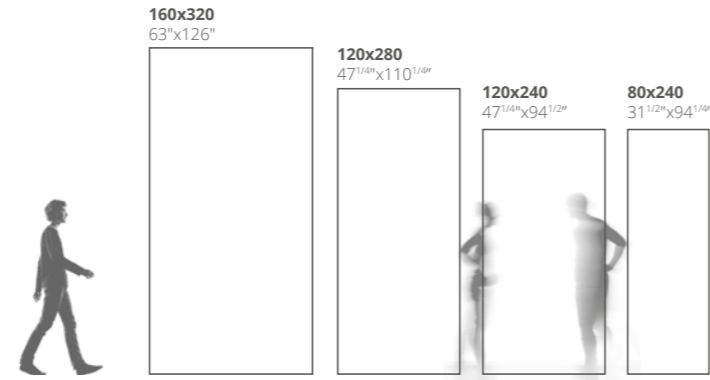
240/279

DECOR

280/297



MARBLE



STONTECH/4.0
STONE_01
PAG 16/17



I CLASSICI
STATUARIO
PAG 18/19



LES ORIGINES
ORIGINES OMBRE DORÉE
PAG 20



LES ORIGINES
ORIGINES BLANC
PAG 21



LES ORIGINES
ORIGINES OR
PAG 22




B&W MARBLE
WAVE
PAG 28



LES ORIGINES
ARGENT
PAG 29



PREXIOUS
WHITE FANTASY
PAG 30



ÉTOILE
ÉTOILE CRÈME
PAG 31



I CLASSICI
CALACATTA GOLD
PAG 32/33



TIMELESS
TIMELESS CALACATTA
PAG 23



STONES&MORE 2.0
STONE CALACATTA
PAG 2



B&W MARBLE
BREACH
PAG 25



ÉTOILE
ÉTOILE RENOIR
PAG 26




LES BIJOUX
CALACATTA
ALTISSIMO BLANC
PAG 27



STONES&MORE 2.0
ARABESCATO WHITE
PAG 34



RÊVES
RÊVE PERLE
PAG 35



ONYX&MORE
WHITE ONYX
PAG 36


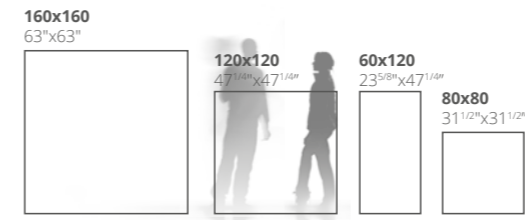
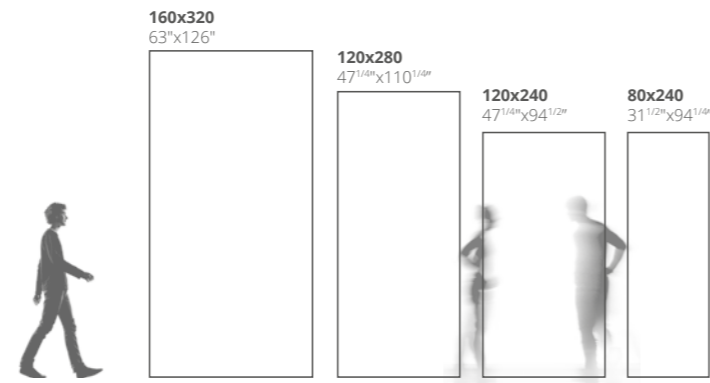


NATURE MOOD
GLACIER
PAG 37



LES BIJOUX
BRÈCHE CAPRAIA
PAG 38

MARBLE



TIMELESS
TIMELESS TRAVERTINO
PAG 39



STONES&MORE 2.0
STONE MARFIL
PAG 40/41



LES BIJOUX
ONYX BLANCHE
PAG 42



ONYX&MORE
GOLDEN ONYX
PAG 43



ONYX&MORE
GOLDEN BLEND
PAG 44




HERITAGE LUXE
HERITAGE FLAME
PAG 52



ONYX&MORE
GOLDEN PORPHYRY
PAG 53



STONES&MORE 2.0
AMANI BRONZE
PAG 54



PREXIOUS
CHARMING AMBER
PAG 55



STONES&MORE 2.0
STONE CALACATTA BLACK
PAG 56



ÉTOILE
ÉTOILE SYMPHONIE
PAG 45



NATURE MOOD
TUNDRA
PAG 46/47



RÊVES
RÊVE NOISSETTE
PAG 48




RÊVES
RÊVE ROSE
PAG 49



NATURE MOOD
RIVERBED
PAG 50/51



LES BIJOUX
MARRON IMPERIAL
PAG 57



RÊVES
RÊVE CHOCO
PAG 58



HERITAGE LUXE
HERITAGE BROWN
PAG 59


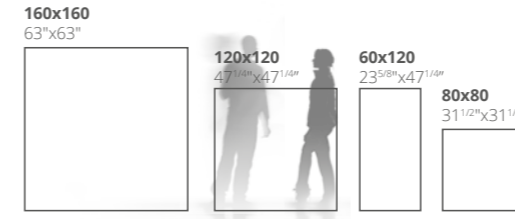
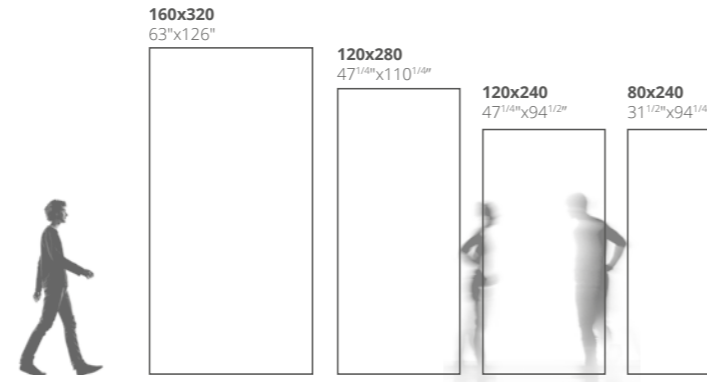


PREXIOUS
DREAM ARABESQUE
PAG 60



NATURE MOOD
RAINFOREST
PAG 61

MARBLE



TIMELESS
TIMELESS CEPPPO DI GRÈ
PAG 62



ONYX&MORE
WHITE BLEND
PAG 63



ONYX&MORE
SILVER ONYX
PAG 64



ONYX&MORE
SILVER BLEND
PAG 65



TIMELESS
TIMELESS AMANI GREY
PAG 66



ÉTOILE
ÉTOILE ILLUSION
PAG 72




RÊVES
RÊVE JADE
PAG 73



HERITAGE LUXE
HERITAGE AQUA
PAG 74/75



HERITAGE LUXE
HERITAGE EMERALD
PAG 76



LES BIJOUX
LES QUATRE SAISONS
PAG 77



ONYX&MORE
WHITE PORPHYRY
PAG 67



STONTECH/4.0
STONE_05
PAG 68



ONYX&MORE
SILVER PORPHYRY
PAG 69



HERITAGE LUXE
HERITAGE CLOUD
PAG 70



ÉTOILE
ÉTOILE GRIS
PAG 71



RÊVES
RÊVE BLEU
PAG 78

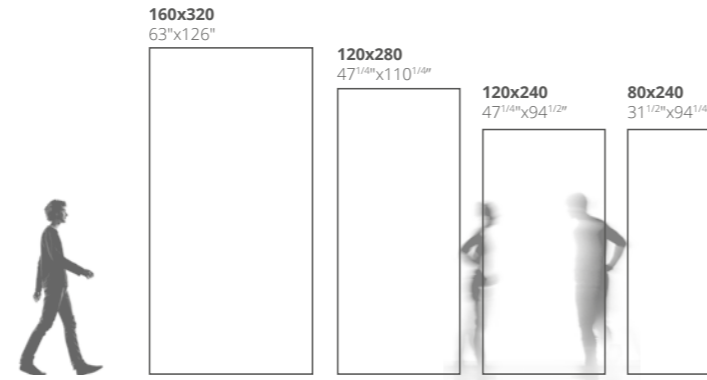


LES BIJOUX
SODALITE BLEU
PAG 79



HERITAGE LUXE
HERITAGE AZURE
PAG 80/81


MARBLE



NATURE MOOD
MOUNTAIN PEAK
PAG 82/83



LES BIJOUX
JASPE ROUGE
PAG 84




LES BIJOUX
OMBRE DE CARAVAGE
PAG 85



PREXIOUS
THUNDER NIGHT
PAG 86



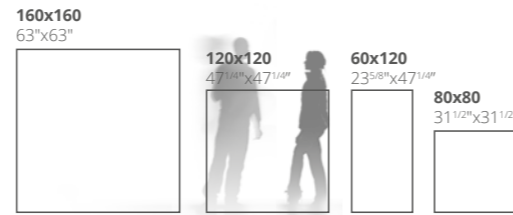
I CLASSICI
NERO MARQUINIA
PAG 87



STONES&MORE 2.0
STONE SAHARA NOIR
PAG 88/89




B&W_MARBLE
FRAGMENT
PAG 90



STONTECH/4.0

STONE_01



GRES FINE PORCELLANATO
FINE PORCELAIN STONEWARE/GRES CERAME FIN/FEINSTEINZEUG-KOLLEKTIONEN/GRES PORCELANICO FINO
SQUADRATO - SQUARED - EQUARRI - REKTIFIZIERT - ESCUADRADO

6 mm 1/4" ↓	COLOR	SURFACE	120x280	120x240	120x120	60x120
			47 ^{1/4"} x110 ^{1/4"}	47 ^{1/4"} x94 ^{1/2"}	47 ^{1/4"} x47 ^{1/4"}	23 ^{5/8"} x47 ^{1/4"}
STONTECH/4.0	STONE_01	NATURALE	761502	761508	761514	761520
		HIGH-GLOSSY	761500	761506	761512	761518
		R+PTV	-	762816	762812	-

Le grafiche sopra riportate si riferiscono al formato 120x280 / The above designs refer to size 120x280 cm / Les graphismes indiqués ci-dessus se réfèrent au format 120x280
Die oben abgebildeten Grafiken beziehen sich auf das Format 120x280 / Las gráficas arriba indicadas se refieren a la medida 120x280.

STONTECH/4.0

STONE_01

4 grafiche continue / 4 continuous pattern graphics



6 mm 1/4" ↓	COLOR	SURFACE	160x320
			63"x126"
STONTECH/4.0	STONE_01	MATTE	777604

Es. posa:

Il disegno riprodotto è indicativo. Come per il materiale naturale la grafica può mostrare discontinuità di vena nel passaggio da una lastra all'altra. Per questo motivo differenze fino a 1,5 cm devono essere considerate come caratteristica del prodotto; non è garantita la sequenza delle facce in fase di approntamento dell'ordine.

Example of installation:

The drawing is indicative. As with natural material, graphics may show vein discontinuities in the transition from one slab to another. For this reason, differences of up to 1.5 cm must be considered as a product characteristic. The sequence of the faces is not guaranteed when placing the order.

Le grafiche sopra riportate si riferiscono al formato 160x320 / The above designs refer to size 160x320 cm / Les graphismes indiqués ci-dessus se réfèrent au format 160x320
Die oben abgebildeten Grafiken beziehen sich auf das Format 160x320 / Las gráficas arriba indicadas se refieren a la medida 160x320.

I CLASSICI

STATUARIO



GRES PORCELLANATO COLORATO IN MASSA/COLOURED BODY PORCELAIN STONEWARE
GRÈS CÉRAMÉ COLORE DANS LA MASSE/DÜRCHGEFÄRBTE FEINSTEINZEUG/GRES PORCELÁNICO COLOREADO EN MASA
SQUADRATO - SQUARED - EQUARRI - REKTIFIZIERT - ESCUADRADO

I CLASSICI	COLOR	SURFACE	FORMATO							
			160x320 63"x126"	120x280 47 1/4"x110 1/4"	160x160 63"x63"	120x240 47 1/4"x94 1/2"	80x240 31 1/2"x94 1/2"	120x120 47 1/4"x47 1/4"	80x80 31 1/2"x31 1/2"	60x120 23 5/8"x47 1/4"
STATUARIO	GLOSSY	6 mm 1/4"	746607	757833	746606	746605	746603	746604	746601	746602
			SOFT	746600	757832	746599	746598	746596	746597	746594

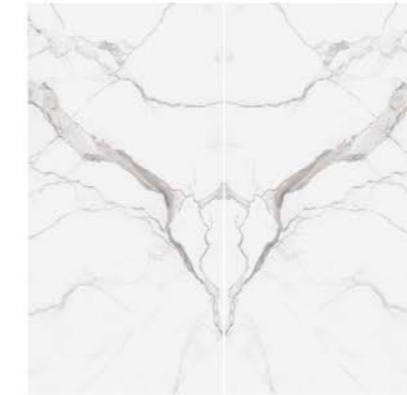
Le grafiche sopra riportate si riferiscono al formato 160x320 / The above designs refer to size 160x320 cm / Les graphismes indiqués ci-dessus se réfèrent au format 160x320
Die oben abgebildeten Grafiken beziehen sich auf das Format 160x320 / Las gráficas arriba indicadas se refieren a la medida 160x320.

FLORIM / MAGNUM / 18

I CLASSICI

STATUARIO

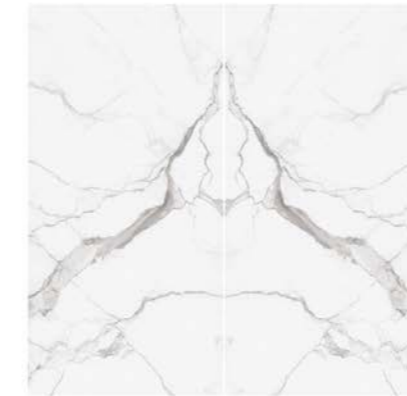
Es. posa A



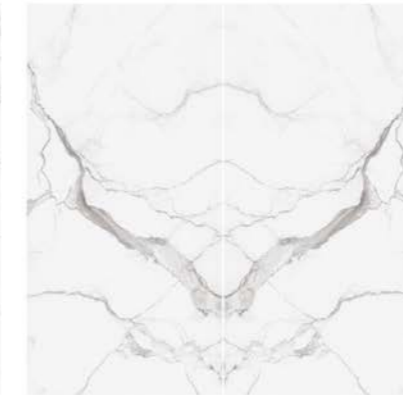
160x320 (63"x126")
OPEN BOOK A SOFT
OPEN BOOK A GLOSSY

160x320 (63"x126")
OPEN BOOK B SOFT
OPEN BOOK B GLOSSY

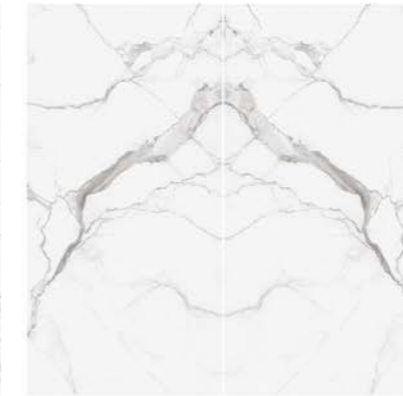
Es. posa C



Es. posa B



Es. posa D



Il disegno riprodotto è indicativo.
Come per il materiale naturale anche la grafica di OPEN BOOK e CHAIN può mostrare discontinuità di vena nel passaggio da una lastra all'altra.
Per questo motivo differenze fino a 1,5 cm devono essere considerate come caratteristica del prodotto.

The drawing is purely illustrative.
As with the natural material, the graphic design of OPEN BOOK and CHAIN may result in discontinuities in the veining between panels.
Discontinuities of up to 1.5 cm are not defects, but are characteristic of the product.

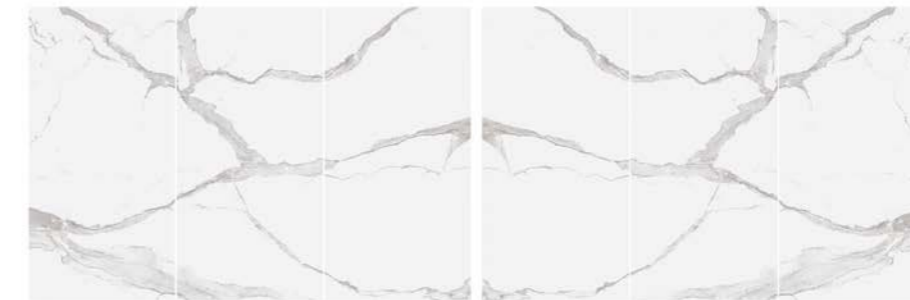
Le dessin reproduit est indicatif.
De même que le matériau naturel, le graphisme d'OPEN BOOK et de CHAIN peut présenter des marbrures discontinues d'une dalle à l'autre.
Pour cette raison, les différences jusqu'à 1,5 cm doivent être considérées comme une caractéristique du produit.

Die wiedergegebene Zeichnung ist eine Musterzeichnung.
Wie für das natürliche Material kann auch die Grafik von OPEN BOOK und CHAIN Brüche der Aderungen beim Übergang von einer Platte zur anderen aufweisen.
Aus diesem Grund sind Unterschiede bis zu 1,5 cm als Charakteristik des Produkts zu betrachten.

El dibujo es indicativo.
Como el material natural, también la gráfica de OPEN BOOK y CHAIN puede mostrar discontinuidades de la veta al pasar de una losa a otra.
Por este motivo, las diferencias de hasta 1,5 cm se deben considerar características del producto.

I CLASSICI	COLOR	SURFACE	320x320 126"x126"	
			GLOSSY	9000161
STATUARIO	OPEN BOOK A+B	6 mm 1/4"	GLOSSY	9000161
			SOFT	9000160

Es. posa A



120x240 (47 1/4"x94 1/2")
CHAIN A SOFT
CHAIN A GLOSSY

120x240 (47 1/4"x94 1/2")
CHAIN B SOFT
CHAIN B GLOSSY

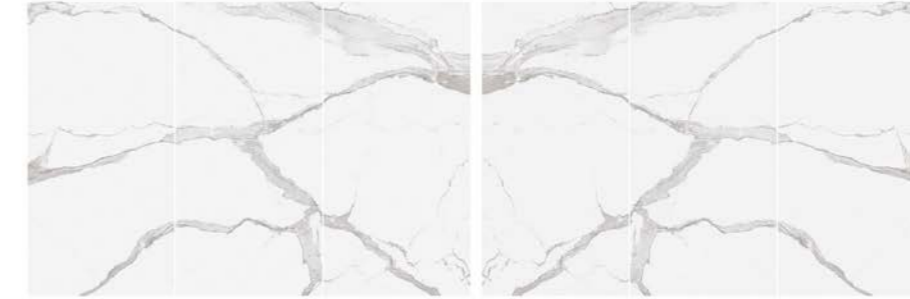
120x240 (47 1/4"x94 1/2")
CHAIN C SOFT
CHAIN C GLOSSY

120x240 (47 1/4"x94 1/2")
CHAIN D SOFT
CHAIN D GLOSSY

120x240 (47 1/4"x94 1/2")
CHAIN E SOFT
CHAIN E GLOSSY

120x240 (47 1/4"x94 1/2")
CHAIN F SOFT
CHAIN F GLOSSY

Es. posa B



120x240 (47 1/4"x94 1/2")
CHAIN C SOFT
CHAIN C GLOSSY

120x240 (47 1/4"x94 1/2")
CHAIN B SOFT
CHAIN B GLOSSY

120x240 (47 1/4"x94 1/2")
CHAIN A SOFT
CHAIN A GLOSSY

120x240 (47 1/4"x94 1/2")
CHAIN F SOFT
CHAIN F GLOSSY

120x240 (47 1/4"x94 1/2")
CHAIN E SOFT
CHAIN E GLOSSY

120x240 (47 1/4"x94 1/2")
CHAIN D SOFT
CHAIN D GLOSSY

I CLASSICI	COLOR	SURFACE	360x240 141 3/4"x94 1/2"	
			GLOSSY	9000168
STATUARIO	CHAIN A+B+C	6 mm 1/4"	GLOSSY	9000168
			SOFT	9000167

I CLASSICI	COLOR	SURFACE	360x240 141 3/4"x94 1/2"	
			GLOSSY	9000171
STATUARIO	CHAIN D+E+F	6 mm 1/4"	GLOSSY	9000171
			SOFT	9000170

LES ORIGINES

ORIGINES OMBRE DORÉE




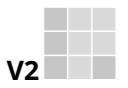
GRES PORCELLANATO COLORATO IN MASSA/COLOURED BODY PORCELAIN STONWARE
GRÈS CÉRAMÉ COLORE DANS LA MASSE/DÜRCHGEFÄRBTE FEINSTEINZEUG/GRES PORCELÁNICO COLOREADO EN MASA
SQUADRATO - SQUARED - EQUARRI - REKTIFIZIERT - ESCUADRADO

6 mm 1/4" ↓	COLOR	SURFACE	160x320 63"x126"	120x280 47 ^{1/4"} x110 ^{1/4"}	120x240 47 ^{1/4"} x94 ^{1/2"}	120x120 47 ^{1/4"} x47 ^{1/4"}	60x120 23 ^{5/8"} x47 ^{1/4"}
LES ORIGINES	ORIGINES OMBRE DORÉE	GLOSSY	769951	769976	769968	769960	769984
		MATTE	769947	769972	769964	769956	769980

Le grafiche sopra riportate si riferiscono al formato 160x320 / The above designs refer to size 160x320 cm / Les graphismes indiqués ci-dessus se réfèrent au format 160x320
Die oben abgebildeten Grafiken beziehen sich auf das Format 160x320 / Las gráficas arriba indicadas se refieren a la medida 160x320.

LES ORIGINES

ORIGINES BLANC



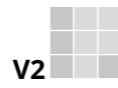
GRES PORCELLANATO COLORATO IN MASSA/COLOURED BODY PORCELAIN STONWARE
GRÈS CÉRAMÉ COLORE DANS LA MASSE/DÜRCHGEFÄRBTE FEINSTEINZEUG/GRES PORCELÁNICO COLOREADO EN MASA
SQUADRATO - SQUARED - EQUARRI - REKTIFIZIERT - ESCUADRADO

6 mm 1/4" ↓	COLOR	SURFACE	160x320 63"x126"	120x280 47 ^{1/4"} x110 ^{1/4"}	120x240 47 ^{1/4"} x94 ^{1/2"}	120x120 47 ^{1/4"} x47 ^{1/4"}	60x120 23 ^{5/8"} x47 ^{1/4"}
LES ORIGINES	ORIGINES BLANC	GLOSSY	769952	769977	769969	769961	769985
		MATTE	769948	769973	769965	769957	769981

Le grafiche sopra riportate si riferiscono al formato 160x320 / The above designs refer to size 160x320 cm / Les graphismes indiqués ci-dessus se réfèrent au format 160x320
Die oben abgebildeten Grafiken beziehen sich auf das Format 160x320 / Las gráficas arriba indicadas se refieren a la medida 160x320.

LES ORIGINES

ORIGINES OR



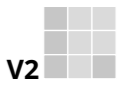
GRES PORCELLANATO COLORATO IN MASSA/COLOURED BODY PORCELAIN STONWARE
GRÈS CÉRAMÉ COLORE DANS LA MASSE/DURCHGEFÄRBTE FEINSTEINZEUG/GRES PORCELÁNICO COLOREADO EN MASA
SQUADRATO - SQUARED - EQUARRI - REKTIFIZIERT - ESCUADRADO

6 mm 1/4" ↓	COLOR	SURFACE	160x320 63"x126"	120x280 47 ^{11/16} "x110 ^{1/16} "	120x240 47 ^{11/16} "x94 ^{1/2} "	120x120 47 ^{11/16} "x47 ^{11/16} "	60x120 23 ^{5/8} "x47 ^{11/16} "
LES ORIGINES	ORIGINES OR	GLOSSY	769953	769978	769970	769962	769986
		MATTE	769949	769974	769966	769958	769982

Le grafiche sopra riportate si riferiscono al formato 160x320 / The above designs refer to size 160x320 cm / Les graphismes indiqués ci-dessus se réfèrent au format 160x320
Die oben abgebildeten Grafiken beziehen sich auf das Format 160x320 / Las gráficas arriba indicadas se refieren a la medida 160x320.

TIMELESS

TIMELESS CALACATTA



GRES PORCELLANATO SMALTATO/GLAZED PORCELAIN STONWARE
GRÈS CÉRAMÉ ÉMAILLÉ/GLASIERTE FEINSTEINZEUG/GRES PORCELÁNICO ESMALTADO
SQUADRATO - SQUARED - EQUARRI - REKTIFIZIERT - ESCUADRADO

6 mm 1/4" ↓	COLOR	SURFACE	80x240 31 ^{1/2} "x94 ^{1/2} "	80x80 31 ^{1/2} "x31 ^{1/2} "
TIMELESS	TIMELESS CALACATTA	LUCIDO	746851	746835
		NATURALE	746843	746827

Le grafiche sopra riportate si riferiscono al formato 80x240 / The above designs refer to size 80x240 cm / Les graphismes indiqués ci-dessus se réfèrent au format 80x240
Die oben abgebildeten Grafiken beziehen sich auf das Format 80x240 / Las gráficas arriba indicadas se refieren a la medida 80x240.

STONES&MORE 2.0

STONE CALACATTA



GRES FINE PORCELLANATO
FINE PORCELAIN STONWARE/GRES CERAME FIN/FEINSTEINZEUG-KOLLEKTIONEN/GRES PORCELANICO FINO
SQUADRATO - SQUARED - EQUARRI - REKTIFIZIERT - ESCUADRADO

6 mm 1/4" ↓	COLOR	SURFACE	120x280	120x240	120x120	60x120
			47 ^{1/4"} x110 ^{1/4"}	47 ^{1/4"} x94 ^{1/2"}	47 ^{1/4"} x47 ^{1/4"}	23 ^{5/8"} x47 ^{1/4"}
STONES&MORE 2.0	STONE CALACATTA	GLOSSY	757760	751779	751781	751782
		SMOOTH	757761	744310	744309	744306
		COMFORT	776334	776330	776337	776342

Le grafiche sopra riportate si riferiscono al formato 120x280 / The above designs refer to size 120x280 cm / Les graphismes indiqués ci-dessus se réfèrent au format 120x280
Die oben abgebildeten Grafiken beziehen sich auf das Format 120x280 / Las gráficas arriba indicadas se refieren a la medida 120x280.

B&W_MARBLE

BREACH




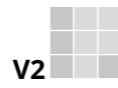
GRES FINE PORCELLANATO
FINE PORCELAIN STONWARE/GRES CERAME FIN/FEINSTEINZEUG-KOLLEKTIONEN/GRES PORCELANICO FINO
SQUADRATO - SQUARED - EQUARRI - REKTIFIZIERT - ESCUADRADO

6 mm 1/4" ↓	COLOR	SURFACE	160x320	120x280	120x240	120x120	60x120
			63"x126"	47 ^{1/4"} x110 ^{1/4"}	47 ^{1/4"} x94 ^{1/2"}	47 ^{1/4"} x47 ^{1/4"}	23 ^{5/8"} x47 ^{1/4"}
B&W_MARBLE	BREACH	NATURALE	765497	765521	765539	765566	765586
		HIGH-GLOSSY	765503	765533	765545	765575	765596

Le grafiche sopra riportate si riferiscono al formato 120x280 / The above designs refer to size 120x280 cm / Les graphismes indiqués ci-dessus se réfèrent au format 120x280
Die oben abgebildeten Grafiken beziehen sich auf das Format 120x280 / Las gráficas arriba indicadas se refieren a la medida 120x280.

ÉTOILE

ÉTOILE RENOIR



GRES PORCELLANATO COLORATO IN MASSA/COLOURED BODY PORCELAIN STONWARE
GRÈS CÉRAMÉ COLORE DANS LA MASSE/DURCHGEFÄRBTE FEINSTEINZEUG/GRES PORCELÁNICO COLOREADO EN MASA
SQUADRATO - SQUARED - EQUARRI - REKTIFIZIERT - ESCUADRADO

6 mm 1/4" ↑	COLOR	SURFACE	120x280	120x240	120x120	60x120
			47 ^{1/4"} x110 ^{1/4"}	47 ^{1/4"} x94 ^{1/2"}	47 ^{1/4"} x47 ^{1/4"}	23 ^{5/8"} x47 ^{1/4"}
ÉTOILE	ÉTOILE RENOIR	GLOSSY	761727	761737	761749	761773
		MATTE	761723	761731	761743	761767

Le grafiche sopra riportate si riferiscono al formato 120x280 / The above designs refer to size 120x280 cm / Les graphismes indiqués ci-dessus se réfèrent au format 120x280
Die oben abgebildeten Grafiken beziehen sich auf das Format 120x280 / Las gráficas arriba indicadas se refieren a la medida 120x280.

LES BIJOUX

CALACATTA ALTISSIMO BLANC



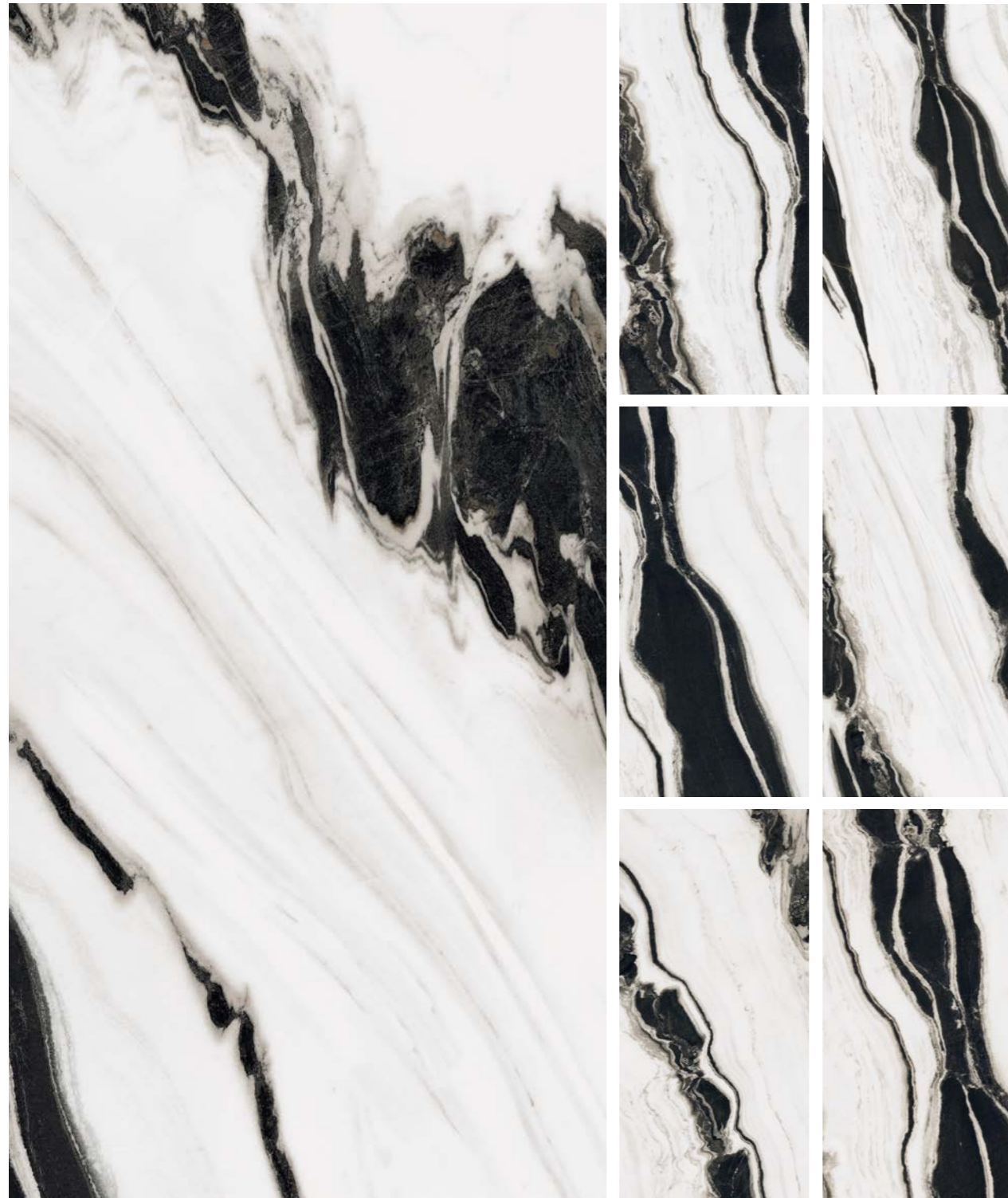
GRES PORCELLANATO COLORATO IN MASSA/COLOURED BODY PORCELAIN STONWARE
GRÈS CÉRAMÉ COLORE DANS LA MASSE/DURCHGEFÄRBTE FEINSTEINZEUG/GRES PORCELÁNICO COLOREADO EN MASA
SQUADRATO - SQUARED - EQUARRI - REKTIFIZIERT - ESCUADRADO

6 mm 1/4" ↑	COLOR	SURFACE	120x280	120x240	120x120	60x120
			47 ^{1/4"} x110 ^{1/4"}	47 ^{1/4"} x94 ^{1/2"}	47 ^{1/4"} x47 ^{1/4"}	23 ^{5/8"} x47 ^{1/4"}
LES BIJOUX	CALACATTA ALTISSIMO BLANC	GLOSSY	765697	765721	765759	765781
		MATTE	765682	765713	765751	765773

Le grafiche sopra riportate si riferiscono al formato 120x280 / The above designs refer to size 120x280 cm / Les graphismes indiqués ci-dessus se réfèrent au format 120x280
Die oben abgebildeten Grafiken beziehen sich auf das Format 120x280 / Las gráficas arriba indicadas se refieren a la medida 120x280.

B&W_MARBLE

WAVE




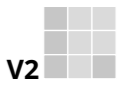
GRES FINE PORCELLANATO
FINE PORCELAIN STONWARE/GRES CERAME FIN/FEINSTEINZEUG-KOLLEKTIONEN/GRES PORCELANICO FINO
SQUADRATO - SQUARED - EQUARRI - REKTIFIZIERT - ESCUADRADO

6 mm 1/4" ↓	COLOR	SURFACE	160x320 63"x126"	120x280 47 1/4"x110 1/4"	120x240 47 1/4"x94 1/2"	120x120 47 1/4"x47 1/4"	60x120 23 5/8"x47 1/4"
B&W_MARBLE	WAVE	NATURALE	765493	765519	765537	765563	765584
		HIGH-GLOSSY	765501	765529	765543	765573	765593

Le grafiche sopra riportate si riferiscono al formato 120x280 / The above designs refer to size 120x280 cm / Les graphismes indiqués ci-dessus se réfèrent au format 120x280
Die oben abgebildeten Grafiken beziehen sich auf das Format 120x280 / Las gráficas arriba indicadas se refieren a la medida 120x280.

LES ORIGINES

ORIGINES ARGENT



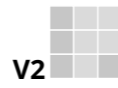
GRES PORCELLANATO COLORATO IN MASSA/COLOURED BODY PORCELAIN STONWARE
GRÈS CÉRAMÉ COLORE DANS LA MASSE/DURCHGEFÄRBTE FEINSTEINZEUG/GRES PORCELÁNICO COLOREADO EN MASA
SQUADRATO - SQUARED - EQUARRI - REKTIFIZIERT - ESCUADRADO

6 mm 1/4" ↓	COLOR	SURFACE	160x320 63"x126"	120x280 47 1/4"x110 1/4"	120x240 47 1/4"x94 1/2"	120x120 47 1/4"x47 1/4"	60x120 23 5/8"x47 1/4"
LES ORIGINES	ORIGINES ARGENT	GLOSSY	769950	769975	769967	769959	769983
		MATTE	769946	769971	769963	769955	769979

Le grafiche sopra riportate si riferiscono al formato 120x280 / The above designs refer to size 120x280 cm / Les graphismes indiqués ci-dessus se réfèrent au format 120x280
Die oben abgebildeten Grafiken beziehen sich auf das Format 120x280 / Las gráficas arriba indicadas se refieren a la medida 120x280.

PREXIOUS

WHITE FANTASY




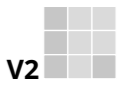
GRES PORCELLANATO COLORATO IN MASSA/COLOURED BODY PORCELAIN STONWARE
GRÈS CÉRAMÉ COLORE DANS LA MASSE/DURCHGEFÄRBTE FEINSTEINZEUG/GRES PORCELÁNICO COLOREADO EN MASA
SQUADRATO - SQUARED - EQUARRI - REKTIFIZIERT - ESCUADRADO

6 mm 1/4" ↓	COLOR	SURFACE	160x320 63"x126"	120x280 47 1/4"x110 1/4"	160x160 63"x63"	120x240 47 1/4"x94 1/4"	120x120 47 1/4"x47 1/4"	80x80 31 1/2"x31 1/2"	60x120 23 5/8"x47 1/4"
PREXIOUS	WHITE FANTASY	GLOSSY	756424	757735	756436	756285	756388	756412	756400
		MATTE	756418	757729	756430	756290	756382	756406	756394

Le grafiche sopra riportate si riferiscono al formato 120x240 / The above designs refer to size 120x240 cm / Les graphismes indiqués ci-dessus se réfèrent au format 120x240
Die oben abgebildeten Grafiken beziehen sich auf das Format 120x240 / Las gráficas arriba indicadas se refieren a la medida 120x240.

ÉTOILE

ÉTOILE CRÈME



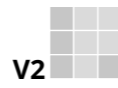
GRES PORCELLANATO COLORATO IN MASSA/COLOURED BODY PORCELAIN STONWARE
GRÈS CÉRAMÉ COLORE DANS LA MASSE/DURCHGEFÄRBTE FEINSTEINZEUG/GRES PORCELÁNICO COLOREADO EN MASA
SQUADRATO - SQUARED - EQUARRI - REKTIFIZIERT - ESCUADRADO

6 mm 1/4" ↓	COLOR	SURFACE	120x280 47 1/4"x110 1/4"	120x240 47 1/4"x94 1/4"	120x120 47 1/4"x47 1/4"	60x120 23 5/8"x47 1/4"
ÉTOILE	ÉTOILE CRÈME	GLOSSY	761729	761739	761751	761775
		MATTE	761725	761733	761745	761769

Le grafiche sopra riportate si riferiscono al formato 120x240 / The above designs refer to size 120x240 cm / Les graphismes indiqués ci-dessus se réfèrent au format 120x240
Die oben abgebildeten Grafiken beziehen sich auf das Format 120x240 / Las gráficas arriba indicadas se refieren a la medida 120x240.

I CLASSICI

CALACATTA GOLD



GRES PORCELLANATO COLORATO IN MASSA/COLOURED BODY PORCELAIN STONEWARE
GRÈS CÉRAMÉ COLORE DANS LA MASSE/DURCHGEFÄRBTE FEINSTEINZEUG/GRES PORCELÁNICO COLOREADO EN MASA
SQUADRATO - SQUARED - EQUARRI - REKTIFIZIERT - ESCUADRADO

I CLASSICI	COLOR	SURFACE	6 mm 1/4" ↓									
			160x320 63"x126"	120x280 47 1/4"x110 1/4"	160x160 63"x63"	120x240 47 1/4"x94 1/2"	80x240 31 1/2"x94 1/2"	120x120 47 1/4"x47 1/4"	80x80 31 1/2"x31 1/2"	60x120 23 5/8"x47 1/4"		
I CLASSICI	CALACATTA GOLD	GLOSSY	750673	757835	750701	750682	750683	750702	750704	750703		
		MATTE	753282	757834	753291	753280	753281	753292	753294	753293		

Le grafiche sopra riportate si riferiscono al formato 160x320 / The above designs refer to size 160x320 cm / Les graphismes indiqués ci-dessus se réfèrent au format 160x320
Die oben abgebildeten Grafiken beziehen sich auf das Format 160x320 / Las gráficas arriba indicadas se refieren a la medida 160x320.

I CLASSICI

CALACATTA GOLD

Es. posa A



160x320 (63"x126")
OPEN BOOK A MATTE
OPEN BOOK A GLOSSY

160x320 (63"x126")
OPEN BOOK B MATTE
OPEN BOOK B GLOSSY

Es. posa B



I CLASSICI	COLOR	SURFACE	6 mm 1/4" ↓	
			320x320 126"x126"	
I CLASSICI	CALACATTA GOLD OPEN BOOK A+B	GLOSSY	9000176	
		MATTE	9000191	

Il disegno riprodotto è indicativo.
Come per il materiale naturale anche la grafica di OPEN BOOK e CHAIN può mostrare discontinuità di vena nel passaggio da una lastra all'altra.
Per questo motivo differenze fino a 1,5 cm devono essere considerate come caratteristica del prodotto.

The drawing is purely illustrative.
As with the natural material, the graphic design of OPEN BOOK and CHAIN may result in discontinuities in the veining between panels.
Discontinuities of up to 1.5 cm are not defects, but are characteristic of the product.

Le dessin reproduit est indicatif.
De même que le matériau naturel, le graphisme d'OPEN BOOK et de CHAIN peut présenter des marbrures discontinues d'une dalle à l'autre.
Pour cette raison, les différences jusqu'à 1,5 cm doivent être considérées comme une caractéristique du produit.

Die wiedergegebene Zeichnung ist eine Musterzeichnung.
Wie für das natürliche Material kann auch die Grafik von OPEN BOOK und CHAIN Brüche der Aderungen beim Übergang von einer Platte zur andern aufweisen.
Aus diesem Grund sind Unterschiede bis zu 1,5 cm als Charakteristik des Produkts zu betrachten.

El dibujo es indicativo.
Como el material natural, también la gráfica de OPEN BOOK y CHAIN puede mostrar discontinuidades de la veta al pasar de una losa a otra.
Por este motivo, las diferencias de hasta 1,5 cm se deben considerar características del producto.

Es. posa A



120x240 (47 1/4"x94 1/2")
CHAIN A MATTE
CHAIN A GLOSSY

120x240 (47 1/4"x94 1/2")
CHAIN B MATTE
CHAIN B GLOSSY

120x240 (47 1/4"x94 1/2")
CHAIN C MATTE
CHAIN C GLOSSY

120x240 (47 1/4"x94 1/2")
CHAIN F MATTE
CHAIN F GLOSSY

120x240 (47 1/4"x94 1/2")
CHAIN E MATTE
CHAIN E GLOSSY

120x240 (47 1/4"x94 1/2")
CHAIN D MATTE
CHAIN D GLOSSY

Es. posa B



120x240 (47 1/4"x94 1/2")
CHAIN F GLOSSY
CHAIN F GLOSSY

120x240 (47 1/4"x94 1/2")
CHAIN E MATTE
CHAIN E GLOSSY

120x240 (47 1/4"x94 1/2")
CHAIN D MATTE
CHAIN D GLOSSY

120x240 (47 1/4"x94 1/2")
CHAIN A MATTE
CHAIN A GLOSSY


120x240 (47 1/4"x94 1/2")
CHAIN B MATTE
CHAIN B GLOSSY

120x240 (47 1/4"x94 1/2")
CHAIN C MATTE
CHAIN C GLOSSY

I CLASSICI	COLOR	SURFACE	6 mm 1/4" ↓		I CLASSICI	COLOR	SURFACE	6 mm 1/4" ↓	
			360x240 141 3/4"x94 1/2"					360x240 141 3/4"x94 1/2"	
I CLASSICI	CALACATTA GOLD CHAIN A+B+C	GLOSSY	9000179		I CLASSICI	CALACATTA GOLD CHAIN F+E+D	GLOSSY	9000180	
		MATTE	9000188				MATTE	9000189	

STONES&MORE 2.0

ARABESCATO WHITE




GRES FINE PORCELLANATO
FINE PORCELAIN STONEWARE/GRES CERAME FIN/FEINSTEINZEUG-KOLLEKTIONEN/GRES PORCELANICO FINO
SQUADRATO - SQUARED - EQUARRI - REKTIFIZIERT - ESCUADRADO

6 mm 1/4" ↓	COLOR	SURFACE	120x240 47 1/4" x 94 1/2"	120x120 47 1/4" x 47 1/4"	60x120 23 5/8" x 47 1/4"
STONES&MORE 2.0	ARABESCATO WHITE	GLOSSY	756538	756537	756541

Le grafiche sopra riportate si riferiscono al formato 120x240 / The above designs refer to size 120x240 cm / Les graphismes indiqués ci-dessus se réfèrent au format 120x240
Die oben abgebildeten Grafiken beziehen sich auf das Format 120x240 / Las gráficas arriba indicadas se refieren a la medida 120x240.

RÊVES

RÊVE PERLE



GRES PORCELLANATO COLORATO IN MASSA/COLOURED BODY PORCELAIN STONEWARE
GRÈS CÉRAME COLORE DANS LA MASSE/DURCHGEFÄRBTE FEINSTEINZEUG/GRES PORCELÁNICO COLOREADO EN MASA
SQUADRATO - SQUARED - EQUARRI - REKTIFIZIERT - ESCUADRADO

6 mm 1/4" ↓	COLOR	SURFACE	160x320 63" x 126"	120x280 47 1/4" x 110 1/4"	120x240 47 1/4" x 94 1/2"	120x120 47 1/4" x 47 1/4"	60x120 23 5/8" x 47 1/4"
RÊVES	RÊVE PERLE	GLOSSY	769943	769926	769918	769910	769935
		MATTE	769939	769922	769914	769906	769931

Le grafiche sopra riportate si riferiscono al formato 160x320 / The above designs refer to size 160x320 cm / Les graphismes indiqués ci-dessus se réfèrent au format 160x320
Die oben abgebildeten Grafiken beziehen sich auf das Format 160x320 / Las gráficas arriba indicadas se refieren a la medida 160x320.

ONYX&MORE

WHITE ONYX



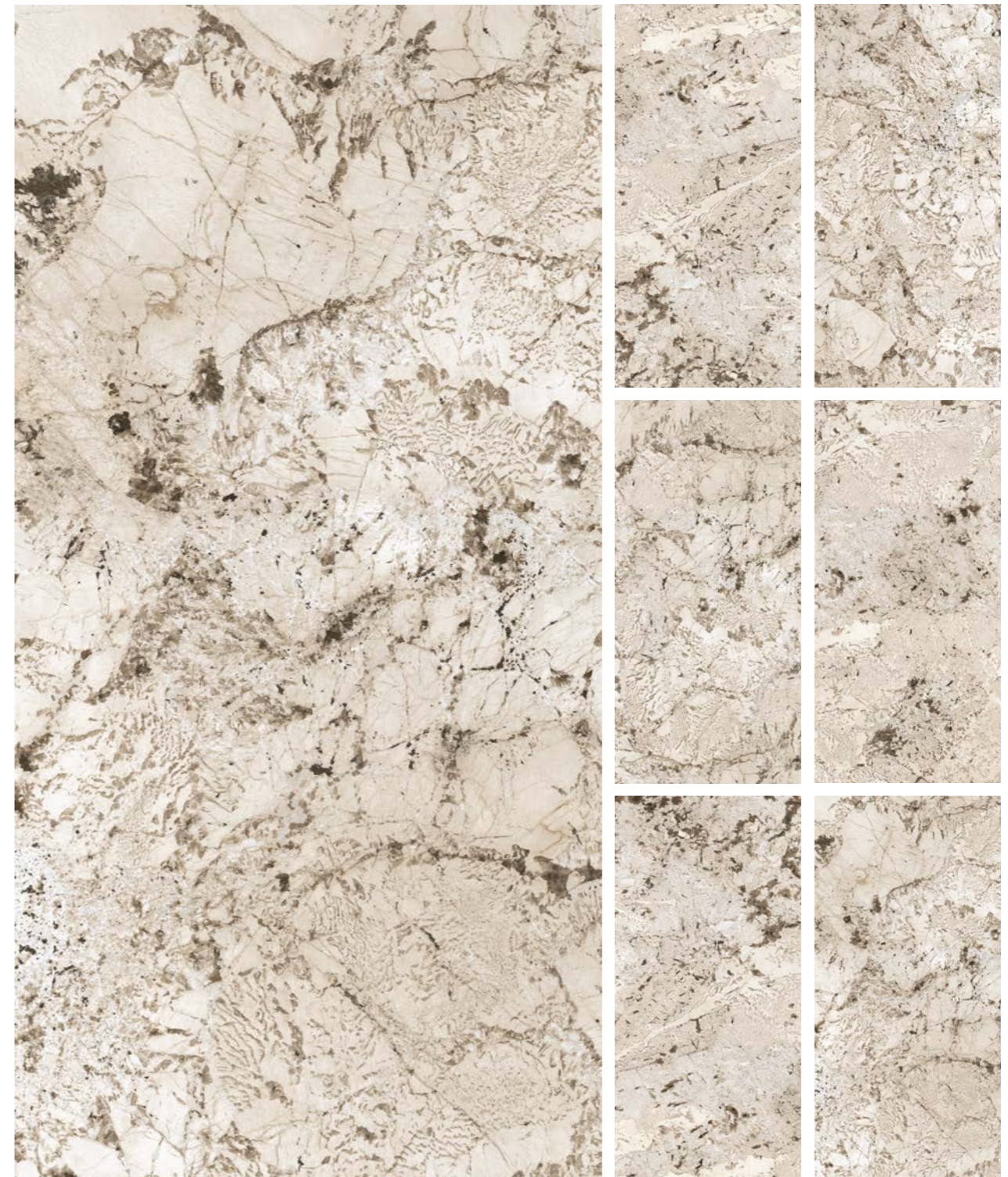
GRES FINE PORCELLANATO
FINE PORCELAIN STONEWARE/GRES CERAME FIN/FEINSTEINZEUG-KOLLEKTIONEN/GRES PORCELANICO FINO
SQUADRATO - SQUARED - EQUARRI - REKTIFIZIERT - ESCUADRADO

6 mm 1/4" ↓	COLOR	SURFACE	160x320	160x160	120x280	120x240	120x120	80x80	60x120
			63"x126"	63"x63"	47 ^{1/4"} x110 ^{1/4"}	47 ^{1/4"} x94 ^{1/2"}	47 ^{1/4"} x47 ^{1/4"}	31 ^{1/2"} x31 ^{1/2"}	23 ^{5/8"} x47 ^{1/4"}
ONYX&MORE	WHITE ONYX	GLOSSY	765980	765996	766028	765894	765924	766013	765960
		SATIN	765971	765990	766020	765880	765913	766002	765953

Le grafiche sopra riportate si riferiscono al formato 120x280 / The above designs refer to size 120x280 cm / Les graphismes indiqués ci-dessus se réfèrent au format 120x280
Die oben abgebildeten Grafiken beziehen sich auf das Format 120x280 / Las gráficas arriba indicadas se refieren a la medida 120x280.

NATURE MOOD

GLACIER



GRES FINE PORCELLANATO
FINE PORCELAIN STONEWARE/GRES CERAME FIN/FEINSTEINZEUG-KOLLEKTIONEN/GRES PORCELANICO FINO
SQUADRATO - SQUARED - EQUARRI - REKTIFIZIERT - ESCUADRADO

6 mm 1/4" ↓	COLOR	SURFACE	120x280	120x240	120x120	60x120
			47 ^{1/4"} x110 ^{1/4"}	47 ^{1/4"} x94 ^{1/2"}	47 ^{1/4"} x47 ^{1/4"}	23 ^{5/8"} x47 ^{1/4"}
NATURE MOOD	GLACIER	GLOSSY	774718	774871	774887	774903
		COMFORT	774706	774860	774876	774892

Le grafiche sopra riportate si riferiscono al formato 120x280 / The above designs refer to size 120x280 cm / Les graphismes indiqués ci-dessus se réfèrent au format 120x280
Die oben abgebildeten Grafiken beziehen sich auf das Format 120x280 / Las gráficas arriba indicadas se refieren a la medida 120x280.

LES BIJOUX

BRÈCHE CAPRAIA



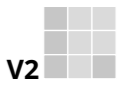
GRES PORCELLANATO COLORATO IN MASSA/COLOURED BODY PORCELAIN STONEWARE
GRÈS CÉRAMÉ COLORE DANS LA MASSE/DURCHGEFÄRBTE FEINSTEINZEUG/GRES PORCELÁNICO COLOREADO EN MASA
SQUADRATO - SQUARED - EQUARRI - REKTIFIZIERT - ESCUADRADO

6 mm 1/4" ↓	COLOR	SURFACE	120x280	120x240	120x120	60x120
			47 ^{11/16"} x110 ^{11/16"}	47 ^{11/16"} x94 ^{1/2"}	47 ^{11/16"} x47 ^{11/16"}	23 ^{5/8"} x47 ^{11/16"}
LES BIJOUX	BRÈCHE CAPRAIA	GLOSSY	765699	765724	765762	765783
		MATTE	765684	765715	765753	765775

Le grafiche sopra riportate si riferiscono al formato 120x280 / The above designs refer to size 120x280 cm / Les graphismes indiqués ci-dessus se réfèrent au format 120x280
Die oben abgebildeten Grafiken beziehen sich auf das Format 120x280 / Las gráficas arriba indicadas se refieren a la medida 120x280.

TIMELESS

TIMELESS TRAVERTINO



GRES PORCELLANATO SMALTATO/GLAZED PORCELAIN STONEWARE
GRÈS CÉRAMÉ ÉMAILLÉ/GLASIERTE FEINSTEINZEUG/GRES PORCELÁNICO ESMALTADO
SQUADRATO - SQUARED - EQUARRI - REKTIFIZIERT - ESCUADRADO

6 mm 1/4" ↓	COLOR	SURFACE	80x240	80x80
			31 ^{1/2"} x94 ^{1/2"}	31 ^{1/2"} x31 ^{1/2"}
TIMELESS	TIMELESS TRAVERTINO	LUCIDO	746849	746833
		NATURALE	746841	746825

Le grafiche sopra riportate si riferiscono al formato 80x240 / The above designs refer to size 80x240 cm / Les graphismes indiqués ci-dessus se réfèrent au format 80x240
Die oben abgebildeten Grafiken beziehen sich auf das Format 80x240 / Las gráficas arriba indicadas se refieren a la medida 80x240.

STONES&MORE 2.0

STONE MARFIL



GRES FINE PORCELLANATO
FINE PORCELAIN STONEWARE/GRES CERAME FIN/FEINSTEINZEUG-KOLLEKTIONEN/GRES PORCELANICO FINO
SQUADRATO - SQUARED - EQUARRI - REKTIFIZIERT - ESCUADRADO

6 mm 1/4" ↓	COLOR	SURFACE	120x280 47 ^{1/4"} x110 ^{1/4"}	120x240 47 ^{1/4"} x94 ^{1/2"}	120x120 47 ^{1/4"} x47 ^{1/4"}	60x120 23 ^{5/8"} x47 ^{1/4"}
STONES&MORE 2.0	STONE MARFIL	GLOSSY	757758	756499	756498	756502
		SMOOTH	757759	745934	745935	756496
		COMFORT	776853	776329	776336	776341

Le grafiche sopra riportate si riferiscono al formato 120x240 / The above designs refer to size 120x240 cm / Les graphismes indiqués ci-dessus se réfèrent au format 120x240
Die oben abgebildeten Grafiken beziehen sich auf das Format 120x240 / Las gráficas arriba indicadas se refieren a la medida 120x240.

STONES&MORE 2.0

STONE MARFIL

4 grafiche continue / 4 continuous pattern graphics



6 mm 1/4" ↓	COLOR	SURFACE	160x320 63"x126"
STONES&MORE 2.0	STONE MARFIL	GLOSSY	777606
		MATTE	777600

Es. posa:

Il disegno riprodotto è indicativo. Come per il materiale naturale la grafica può mostrare discontinuità di vena nel passaggio da una lastra all'altra. Per questo motivo differenze fino a 1,5 cm devono essere considerate come caratteristica del prodotto; non è garantita la sequenza delle facce in fase di approntamento dell'ordine.

Example of installation:

The drawing is indicative. As with natural material, graphics may show vein discontinuities in the transition from one slab to another. For this reason, differences of up to 1.5 cm must be considered as a product characteristic. The sequence of the faces is not guaranteed when placing the order.

Le grafiche sopra riportate si riferiscono al formato 160x320 / The above designs refer to size 160x320 cm / Les graphismes indiqués ci-dessus se réfèrent au format 160x320
Die oben abgebildeten Grafiken beziehen sich auf das Format 160x320 / Las gráficas arriba indicadas se refieren a la medida 160x320.

LES BIJOUX

ONYX BLANCHE



GRES PORCELLANATO COLORATO IN MASSA/COLOURED BODY PORCELAIN STONEWARE
GRÈS CÉRAME COLORE DANS LA MASSE/DURCHGEFÄRBTE FEINSTEINZEUG/GRES PORCELÁNICO COLOREADO EN MASA
SQUADRATO - SQUARED - EQUARRI - REKTIFIZIERT - ESCUADRADO

6 mm 1/4" ↑↓	COLOR	SURFACE	120x280 47 1/4" x 110 1/4"	120x240 47 1/4" x 94 1/2"	120x120 47 1/4" x 47 1/4"	60x120 23 5/8" x 47 1/4"
LES BIJOUX	ONYX BLANCHE	GLOSSY	765693	765720	765758	765780
		MATTE	765680	765704	765750	765768

Le grafiche sopra riportate si riferiscono al formato 120x280 / The above designs refer to size 120x280 cm / Les graphismes indiqués ci-dessus se réfèrent au format 120x280
Die oben abgebildeten Grafiken beziehen sich auf das Format 120x280 / Las gráficas arriba indicadas se refieren a la medida 120x280.

ONYX&MORE

GOLDEN ONYX



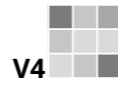
GRES FINE PORCELLANATO
FINE PORCELAIN STONEWARE/GRES CERAME FIN/FEINSTEINZEUG-KOLLEKTIONEN/GRES PORCELÁNICO FINO
SQUADRATO - SQUARED - EQUARRI - REKTIFIZIERT - ESCUADRADO

6 mm 1/4" ↑↓	COLOR	SURFACE	160x320 63" x 126"	160x160 63" x 63"	120x280 47 1/4" x 110 1/4"	120x240 47 1/4" x 94 1/2"	120x120 47 1/4" x 47 1/4"	80x80 31 1/2" x 31 1/2"	60x120 23 5/8" x 47 1/4"
ONYX&MORE	GOLDEN ONYX	GLOSSY	765986	765998	766030	765900	765926	766015	765962
		SATIN	765974	765992	766023	765888	765920	766009	765956

Le grafiche sopra riportate si riferiscono al formato 120x280 / The above designs refer to size 120x280 cm / Les graphismes indiqués ci-dessus se réfèrent au format 120x280
Die oben abgebildeten Grafiken beziehen sich auf das Format 120x280 / Las gráficas arriba indicadas se refieren a la medida 120x280.

ONYX&MORE

GOLDEN BLEND




GRES FINE PORCELLANATO
FINE PORCELAIN STONEWARE/GRES CERAME FIN/FEINSTEINZEUG-KOLLEKTIONEN/GRES PORCELANICO FINO
SQUADRATO - SQUARED - EQUARRI - REKTIFIZIERT - ESCUADRADO

6 mm 1/4" ↑	COLOR	SURFACE	160x320	160x160	120x280	120x240	120x120	60x120
			63"x126"	63"x63"	47 ^{11/16} "x110 ^{1/16} "	47 ^{11/16} "x94 ^{1/2} "	47 ^{11/16} "x47 ^{11/16} "	23 ^{5/8} "x47 ^{11/16} "
ONYX&MORE	GOLDEN BLEND	GLOSSY	765987	765999	766032	765901	765927	765963
		SATIN	765977	765993	766025	765890	765921	765957

Le grafiche sopra riportate si riferiscono al formato 120x280 / The above designs refer to size 120x280 cm / Les graphismes indiqués ci-dessus se réfèrent au format 120x280
Die oben abgebildeten Grafiken beziehen sich auf das Format 120x280 / Las gráficas arriba indicadas se refieren a la medida 120x280.

ÉTOILE

ETOILE SYMPHONIE



GRES PORCELLANATO COLORATO IN MASSA/COLOURED BODY PORCELAIN STONEWARE
GRÈS CÉRAMÉ COLORE DANS LA MASSE/DURCHGEFÄRBTE FEINSTEINZEUG/GRES PORCELÁNICO COLOREADO EN MASA
SQUADRATO - SQUARED - EQUARRI - REKTIFIZIERT - ESCUADRADO

6 mm 1/4" ↑	COLOR	SURFACE	120x240	120x120	60x120
			47 ^{11/16} "x94 ^{1/2} "	47 ^{11/16} "x47 ^{11/16} "	23 ^{5/8} "x47 ^{11/16} "
ÉTOILE	ÉTOILE SYMPHONIE	GLOSSY	761741	761753	761777
		MATTE	761735	761747	761771

Le grafiche sopra riportate si riferiscono al formato 120x240 / The above designs refer to size 120x240 cm / Les graphismes indiqués ci-dessus se réfèrent au format 120x240
Die oben abgebildeten Grafiken beziehen sich auf das Format 120x240 / Las gráficas arriba indicadas se refieren a la medida 120x240.

NATURE MOOD

TUNDRA



GRES FINE PORCELLANATO
FINE PORCELAIN STONEWARE/GRES CERAME FIN/FEINSTEINZEUG-KOLLEKTIONEN/GRES PORCELANICO FINO
SQUADRATO - SQUARED - EQUARRI - REKTIFIZIERT - ESCUADRADO

6 mm 1/4" ↑↓	COLOR	SURFACE	120x280	120x240	120x120	60x120
			47 ^{1/4"} x110 ^{1/4"}	47 ^{1/4"} x94 ^{1/2"}	47 ^{1/4"} x47 ^{1/4"}	23 ^{5/8"} x47 ^{1/4"}
NATURE MOOD	TUNDRA	GLOSSY	774720	774873	774889	774905
		COMFORT	774708	774862	774878	774894

Le grafiche sopra riportate si riferiscono al formato 120x280 / The above designs refer to size 120x280 cm / Les graphismes indiqués ci-dessus se réfèrent au format 120x280
Die oben abgebildeten Grafiken beziehen sich auf das Format 120x280 / Las gráficas arriba indicadas se refieren a la medida 120x280.

NATURE MOOD

TUNDRA

4 grafiche continue / 4 continuous pattern graphics



6 mm 1/4" ↑↓	COLOR	SURFACE	160x320
NATURE MOOD	TUNDRA	GLOSSY	777572
		MATTE	777578

Es. posa:

Il disegno riprodotto è indicativo. Come per il materiale naturale la grafica può mostrare discontinuità di vena nel passaggio da una lastra all'altra. Per questo motivo differenze fino a 1,5 cm devono essere considerate come caratteristica del prodotto; non è garantita la sequenza delle facce in fase di approntamento dell'ordine.

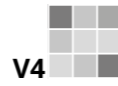
Example of installation:

The drawing is indicative. As with natural material, graphics may show vein discontinuities in the transition from one slab to another. For this reason, differences of up to 1.5 cm must be considered as a product characteristic. The sequence of the faces is not guaranteed when placing the order.

Le grafiche sopra riportate si riferiscono al formato 160x320 / The above designs refer to size 160x320 cm / Les graphismes indiqués ci-dessus se réfèrent au format 160x320
Die oben abgebildeten Grafiken beziehen sich auf das Format 160x320 / Las gráficas arriba indicadas se refieren a la medida 160x320.

RÊVES

RÊVE NOISETTE




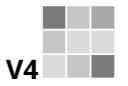
GRES PORCELLANATO COLORATO IN MASSA/COLOURED BODY PORCELAIN STONWARE
GRÈS CÉRAMÉ COLORE DANS LA MASSE/DURCHGEFÄRBTE FEINSTEINZEUG/GRES PORCELÁNICO COLOREADO EN MASA
SQUADRATO - SQUARED - EQUARRI - REKTIFIZIERT - ESCUADRADO

6 mm 1/4" ↑ ↓	COLOR	SURFACE	160x320 63"x126"	120x280 47 1/4"x110 1/4"	120x240 47 1/4"x94 1/2"	120x120 47 1/4"x47 1/4"	60x120 23 5/8"x47 1/4"
RÊVES	RÊVE NOISETTE	GLOSSY	769942	769925	769917	769909	769934
		MATTE	769938	769921	769913	769905	769930

Le grafiche sopra riportate si riferiscono al formato 160x320 / The above designs refer to size 160x320 cm / Les graphismes indiqués ci-dessus se réfèrent au format 160x320
Die oben abgebildeten Grafiken beziehen sich auf das Format 160x320 / Las gráficas arriba indicadas se refieren a la medida 160x320.

RÊVES

RÊVE ROSE




GRES PORCELLANATO COLORATO IN MASSA/COLOURED BODY PORCELAIN STONWARE
GRÈS CÉRAMÉ COLORE DANS LA MASSE/DURCHGEFÄRBTE FEINSTEINZEUG/GRES PORCELÁNICO COLOREADO EN MASA
SQUADRATO - SQUARED - EQUARRI - REKTIFIZIERT - ESCUADRADO

6 mm 1/4" ↑ ↓	COLOR	SURFACE	160x320 63"x126"	120x280 47 1/4"x110 1/4"	120x240 47 1/4"x94 1/2"	120x120 47 1/4"x47 1/4"	60x120 23 5/8"x47 1/4"
RÊVES	RÊVE ROSE	GLOSSY	774489	774483	774493	774497	774501
		MATTE	774488	774482	774492	774496	774500

Le grafiche sopra riportate si riferiscono al formato 160x320 / The above designs refer to size 160x320 cm / Les graphismes indiqués ci-dessus se réfèrent au format 160x320
Die oben abgebildeten Grafiken beziehen sich auf das Format 160x320 / Las gráficas arriba indicadas se refieren a la medida 160x320.

NATURE MOOD

RIVERBED



GRES FINE PORCELLANATO
FINE PORCELAIN STONEWARE/GRES CERAME FIN/FEINSTEINZEUG-KOLLEKTIONEN/GRES PORCELANICO FINO
SQUADRATO - SQUARED - EQUARRI - REKTIFIZIERT - ESCUADRADO


6 mm 1/4" ↓	COLOR	SURFACE	120x280	120x240	120x120	60x120
			47 ^{1/4"} x110 ^{1/4"}	47 ^{1/4"} x94 ^{1/2"}	47 ^{1/4"} x47 ^{1/4"}	23 ^{5/8"} x47 ^{1/4"}
NATURE MOOD	RIVERBED	GLOSSY	774721	774874	774890	774906
		COMFORT	774709	774863	774879	774895

Le grafiche sopra riportate si riferiscono al formato 120x280 / The above designs refer to size 120x280 cm / Les graphismes indiqués ci-dessus se réfèrent au format 120x280
Die oben abgebildeten Grafiken beziehen sich auf das Format 120x280 / Las gráficas arriba indicadas se refieren a la medida 120x280.

NATURE MOOD

RIVERBED

4 grafiche continue / 4 continuous pattern graphics



6 mm 1/4" ↓	COLOR	SURFACE	160x320
			63"x126"
NATURE MOOD	RIVERBED	GLOSSY	777571
		MATTE	777577

Es. posa:

Il disegno riprodotto è indicativo. Come per il materiale naturale la grafica può mostrare discontinuità di vena nel passaggio da una lastra all'altra. Per questo motivo differenze fino a 1,5 cm devono essere considerate come caratteristica del prodotto; non è garantita la sequenza delle facce in fase di approntamento dell'ordine.


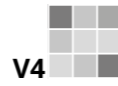
Example of installation:

The drawing is indicative. As with natural material, graphics may show vein discontinuities in the transition from one slab to another. For this reason, differences of up to 1.5 cm must be considered as a product characteristic. The sequence of the faces is not guaranteed when placing the order.

Le grafiche sopra riportate si riferiscono al formato 160x320 / The above designs refer to size 160x320 cm / Les graphismes indiqués ci-dessus se réfèrent au format 160x320
Die oben abgebildeten Grafiken beziehen sich auf das Format 160x320 / Las gráficas arriba indicadas se refieren a la medida 160x320.

HERITAGE LUXE

HERITAGE FLAME




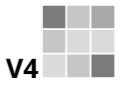
GRES FINE PORCELLANATO
FINE PORCELAIN STONEWARE/GRES CERAME FIN/FEINSTEINZEUG-KOLLEKTIONEN/GRES PORCELANICO FINO
SQUADRATO - SQUARED - EQUARRI - REKTIFIZIERT - ESCUADRADO

6 mm 1/4" ↓	COLOR	SURFACE	120x280	120x240	120x120	60x120
			47 ^{1/4} "x110 ^{1/4} "	47 ^{1/4} "x94 ^{1/2} "	47 ^{1/4} "x47 ^{1/4} "	23 ^{5/8} "x47 ^{1/4} "
HERITAGE LUXE	HERITAGE FLAME	GLOSSY	774704	774830	774842	774858
		COMFORT	774703	774824	774836	774848

Le grafiche sopra riportate si riferiscono al formato 120x280 / The above designs refer to size 120x280 cm / Les graphismes indiqués ci-dessus se réfèrent au format 120x280
Die oben abgebildeten Grafiken beziehen sich auf das Format 120x280 / Las gráficas arriba indicadas se refieren a la medida 120x280.

ONYX&MORE

GOLDEN PORPHYRY



GRES FINE PORCELLANATO
FINE PORCELAIN STONEWARE/GRES CERAME FIN/FEINSTEINZEUG-KOLLEKTIONEN/GRES PORCELANICO FINO
SQUADRATO - SQUARED - EQUARRI - REKTIFIZIERT - ESCUADRADO

6 mm 1/4" ↓	COLOR	SURFACE	120x240	120x120	60x120
			47 ^{1/4} "x94 ^{1/2} "	47 ^{1/4} "x47 ^{1/4} "	23 ^{5/8} "x47 ^{1/4} "
ONYX&MORE	GOLDEN PORPHYRY	STRUTTURATO	765907	765933	765967

Le grafiche sopra riportate si riferiscono al formato 120x240 / The above designs refer to size 120x240 cm / Les graphismes indiqués ci-dessus se réfèrent au format 120x240
Die oben abgebildeten Grafiken beziehen sich auf das Format 120x240 / Las gráficas arriba indicadas se refieren a la medida 120x240.

STONES&MORE 2.0

AMANI BRONZE



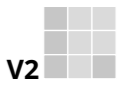
GRES FINE PORCELLANATO
FINE PORCELAIN STONWARE/GRES CERAME FIN/FEINSTEINZEUG-KOLLEKTIONEN/GRES PORCELANICO FINO
SQUADRATO - SQUARED - EQUARRI - REKTIFIZIERT - ESCUADRADO

6 mm 1/4" ↓	COLOR	SURFACE	120x240	120x120	60x120
			47 ^{1/4} "x94 ^{1/2} "	47 ^{1/4} "x47 ^{1/4} "	23 ^{5/8} "x47 ^{1/4} "
STONES&MORE 2.0	AMANI BRONZE	GLOSSY	756521	756520	756525
		COMFORT	776332	776339	776344

Le grafiche sopra riportate si riferiscono al formato 120x240 / The above designs refer to size 120x240 cm / Les graphismes indiqués ci-dessus se réfèrent au format 120x240
Die oben abgebildeten Grafiken beziehen sich auf das Format 120x240 / Las gráficas arriba indicadas se refieren a la medida 120x240.

PREXIOUS

CHARMING AMBER




GRES PORCELLANATO COLORATO IN MASSA/COLOURED BODY PORCELAIN STONWARE
GRÈS CÉRAMÉ COLORE DANS LA MASSE/DURCHGEFÄRBTE FEINSTEINZEUG/GRES PORCELÁNICO COLOREADO EN MASA
SQUADRATO - SQUARED - EQUARRI - REKTIFIZIERT - ESCUADRADO

6 mm 1/4" ↓	COLOR	SURFACE	160x320	120x280	160x160	120x240	120x120	80x80	60x120
			63"x126"	47 ^{1/4} "x110 ^{1/4} "	63"x63"	47 ^{1/4} "x94 ^{1/2} "	47 ^{1/4} "x47 ^{1/4} "	31 ^{1/2} "x31 ^{1/2} "	23 ^{5/8} "x47 ^{1/4} "
PREXIOUS	CHARMING AMBER	GLOSSY	756428	757739	756440	755840	756392	756416	756404
		MATTE	756422	757733	756434	756294	756386	756410	756398

Le grafiche sopra riportate si riferiscono al formato 120x240 / The above designs refer to size 120x240 cm / Les graphismes indiqués ci-dessus se réfèrent au format 120x240
Die oben abgebildeten Grafiken beziehen sich auf das Format 120x240 / Las gráficas arriba indicadas se refieren a la medida 120x240.

STONES&MORE 2.0

STONE CALACATTA BLACK





GRES FINE PORCELLANATO
FINE PORCELAIN STONWARE/GRES CERAME FIN/FEINSTEINZEUG-KOLLEKTIONEN/GRES PORCELANICO FINO
SQUADRATO - SQUARED - EQUARRI - REKTIFIZIERT - ESCUADRADO

6 mm 1/4" ↓	COLOR	SURFACE	120x280 47 ^{1/4} "x110 ^{1/4} "	120x240 47 ^{1/4} "x94 ^{1/2} "	120x120 47 ^{1/4} "x47 ^{1/4} "	60x120 23 ^{5/8} "x47 ^{1/4} "
STONES&MORE 2.0	STONE CALACATTA BLACK	GLOSSY	757762	756554	756553	756557
		COMFORT	776335	776333	776340	776345

Le grafiche sopra riportate si riferiscono al formato 120x240 / The above designs refer to size 120x240 cm / Les graphismes indiqués ci-dessus se réfèrent au format 120x240
Die oben abgebildeten Grafiken beziehen sich auf das Format 120x240 / Las gráficas arriba indicadas se refieren a la medida 120x240.

LES BIJOUX

MARRON IMPERIAL




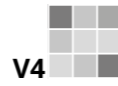
GRES PORCELLANATO COLORATO IN MASSA/COLOURED BODY PORCELAIN STONWARE
GRÈS CÉRAMÉ COLORE DANS LA MASSE/DURCHGEFÄRBTE FEINSTEINZEUG/GRES PORCELÁNICO COLOREADO EN MASA
SQUADRATO - SQUARED - EQUARRI - REKTIFIZIERT - ESCUADRADO

6 mm 1/4" ↓	COLOR	SURFACE	120x280 47 ^{1/4} "x110 ^{1/4} "	120x240 47 ^{1/4} "x94 ^{1/2} "	120x120 47 ^{1/4} "x47 ^{1/4} "	60x120 23 ^{5/8} "x47 ^{1/4} "
LES BIJOUX	MARRON IMPERIAL	GLOSSY	765700	765725	765763	765784
		MATTE	765685	765716	765754	765776

Le grafiche sopra riportate si riferiscono al formato 120x280 / The above designs refer to size 120x280 cm / Les graphismes indiqués ci-dessus se réfèrent au format 120x280
Die oben abgebildeten Grafiken beziehen sich auf das Format 120x280 / Las gráficas arriba indicadas se refieren a la medida 120x280.

RÊVES

RÊVE CHOCO




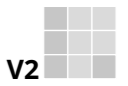
GRES PORCELLANATO COLORATO IN MASSA/COLOURED BODY PORCELAIN STONWARE
GRÈS CÉRAMÉ COLORE DANS LA MASSE/DURCHGEFÄRBT FEINSTEINZEUG/GRES PORCELÁNICO COLOREADO EN MASA
SQUADRATO - SQUARED - EQUARRI - REKTIFIZIERT - ESCUADRADO

6 mm 1/4" ↓	COLOR	SURFACE	160x320 63"x126"	120x280 47 1/4"x110 1/4"	120x240 47 1/4"x94 1/2"	120x120 47 1/4"x47 1/4"	60x120 23 5/8"x47 1/4"
RÊVES	RÊVE CHOCO	GLOSSY	769941	769924	769916	769908	769933
		MATTE	769937	769920	769912	769904	769929

Le grafiche sopra riportate si riferiscono al formato 160x320 / The above designs refer to size 160x320 cm / Les graphismes indiqués ci-dessus se réfèrent au format 160x320
Die oben abgebildeten Grafiken beziehen sich auf das Format 160x320 / Las gráficas arriba indicadas se refieren a la medida 160x320.

HERITAGE LUXE

HERITAGE BROWN




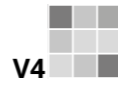
GRES FINE PORCELLANATO
FINE PORCELAIN STONWARE/GRES CERAME FIN/FEINSTEINZEUG-KOLLEKTIONEN/GRES PORCELÁNICO FINO
SQUADRATO - SQUARED - EQUARRI - REKTIFIZIERT - ESCUADRADO

6 mm 1/4" ↓	COLOR	SURFACE	120x280 47 1/4"x110 1/4"	120x240 47 1/4"x94 1/2"	120x120 47 1/4"x47 1/4"	60x120 23 5/8"x47 1/4"
HERITAGE LUXE	HERITAGE BROWN	GLOSSY	774698	774827	774839	774851
		COMFORT	774697	774821	774833	774845

Le grafiche sopra riportate si riferiscono al formato 120x280 / The above designs refer to size 120x280 cm / Les graphismes indiqués ci-dessus se réfèrent au format 120x280
Die oben abgebildeten Grafiken beziehen sich auf das Format 120x280 / Las gráficas arriba indicadas se refieren a la medida 120x280.

PREXIOUS

DREAM ARABESQUE



GRES PORCELLANATO COLORATO IN MASSA/COLOURED BODY PORCELAIN STONEWARE
GRÈS CÉRAMÉ COLORE DANS LA MASSE/DURCHGEFÄRBT FEINSTEINZEUG/GRES PORCELÁNICO COLOREADO EN MASA
SQUADRATO - SQUARED - EQUARRI - REKTIFIZIERT - ESCUADRADO

6 mm 1/4" ↓	COLOR	SURFACE	160x320 63"x126"	120x280 47 1/4"x110 1/4"	160x160 63"x63"	120x240 47 1/4"x94 1/4"	120x120 47 1/4"x47 1/4"	80x80 31 1/2"x31 1/2"	60x120 23 5/8"x47 1/4"
PREXIOUS	DREAM ARABESQUE	GLOSSY	756427	757738	756439	756287	756391	756415	756403
		MATTE	756421	757732	756433	756292	756385	756409	756397

Le grafiche sopra riportate si riferiscono al formato 120x280 / The above designs refer to size 120x280 cm / Les graphismes indiqués ci-dessus se réfèrent au format 120x280
Die oben abgebildeten Grafiken beziehen sich auf das Format 120x280 / Las gráficas arriba indicadas se refieren a la medida 120x280.

NATURE MOOD

RAINFOREST



GRES FINE PORCELLANATO
FINE PORCELAIN STONEWARE/GRES CERAME FIN/FEINSTEINZEUG-KOLLEKTIONEN/GRES PORCELÁNICO FINO
SQUADRATO - SQUARED - EQUARRI - REKTIFIZIERT - ESCUADRADO

6 mm 1/4" ↓	COLOR	SURFACE	120x280 47 1/4"x110 1/4"	120x240 47 1/4"x94 1/4"	120x120 47 1/4"x47 1/4"	60x120 23 5/8"x47 1/4"
NATURE MOOD	RAINFOREST	GLOSSY	774717	774870	774886	774902
		COMFORT	774705	774859	774875	774891

Le grafiche sopra riportate si riferiscono al formato 120x280 / The above designs refer to size 120x280 cm / Les graphismes indiqués ci-dessus se réfèrent au format 120x280
Die oben abgebildeten Grafiken beziehen sich auf das Format 120x280 / Las gráficas arriba indicadas se refieren a la medida 120x280.

TIMELESS

TIMELESS CEPPO DI GRÈ



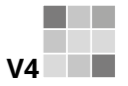
GRES PORCELLANATO SMALTATO/GLAZED PORCELAIN STONEWARE
GRÈS CÉRAMÉ ÉMAILLÉ/GLASIERTE FEINSTEINZEUG/GRES PORCELÁNICO ESMALTADO
SQUADRATO - SQUARED - EQUARRI - REKTIFIZIERT - ESCUADRADO

6 mm 1/4" ↓	COLOR	SURFACE	80x240 31 1/2"x94 1/2"	80x80 31 1/2"x31 1/2"
TIMELESS	TIMELESS CEPPO DI GRÈ	LUCIDO	746847	746831
		NATURALE	746839	746823

Le grafiche sopra riportate si riferiscono al formato 80x240 / The above designs refer to size 80x240 cm / Les graphismes indiqués ci-dessus se réfèrent au format 80x240
Die oben abgebildeten Grafiken beziehen sich auf das Format 80x240 / Las gráficas arriba indicadas se refieren a la medida 80x240.

ONYX&MORE

WHITE BLEND



GRES FINE PORCELLANATO
FINE PORCELAIN STONEWARE/GRES CERAME FIN/FEINSTEINZEUG-KOLLEKTIONEN/GRES PORCELÁNICO FINO
SQUADRATO - SQUARED - EQUARRI - REKTIFIZIERT - ESCUADRADO

6 mm 1/4" ↓	COLOR	SURFACE	160x320 63"x126"	160x160 63"x63"	120x280 47 1/4"x110 1/4"	120x240 47 1/4"x94 1/2"	120x120 47 1/4"x47 1/4"	80x80 31 1/2"x31 1/2"	60x120 23 5/8"x47 1/4"
ONYX&MORE	WHITE BLEND	GLOSSY	765982	765997	766029	765899	765925	766014	765961
		SATIN	765973	765991	766022	765886	765915	766008	765955

Le grafiche sopra riportate si riferiscono al formato 120x280 / The above designs refer to size 120x280 cm / Les graphismes indiqués ci-dessus se réfèrent au format 120x280
Die oben abgebildeten Grafiken beziehen sich auf das Format 120x280 / Las gráficas arriba indicadas se refieren a la medida 120x280.

ONYX&MORE

SILVER ONYX





GRES FINE PORCELLANATO
FINE PORCELAIN STONEWARE/GRES CERAME FIN/FEINSTEINZEUG-KOLLEKTIONEN/GRES PORCELANICO FINO
SQUADRATO - SQUARED - EQUARRI - REKTIFIZIERT - ESCUADRADO

6 mm 1/4" ↓	COLOR	SURFACE	160x320	160x160	120x280	120x240	120x120	80x80	60x120
			63"x126"	63"x63"	47 ^{1/4"} x110 ^{1/4"}	47 ^{1/4"} x94 ^{1/2"}	47 ^{1/4"} x47 ^{1/4"}	31 ^{1/2"} x31 ^{1/2"}	23 ^{5/8"} x47 ^{1/4"}
ONYX&MORE	SILVER ONYX	GLOSSY	765988	766000	766033	765902	765929	766017	765964
		SATIN	765978	765994	766026	765892	765922	766011	765958

Le grafiche sopra riportate si riferiscono al formato 120x280 / The above designs refer to size 120x280 cm / Les graphismes indiqués ci-dessus se réfèrent au format 120x280
Die oben abgebildeten Grafiken beziehen sich auf das Format 120x280 / Las gráficas arriba indicadas se refieren a la medida 120x280.

ONYX&MORE

SILVER BLEND



GRES FINE PORCELLANATO
FINE PORCELAIN STONEWARE/GRES CERAME FIN/FEINSTEINZEUG-KOLLEKTIONEN/GRES PORCELANICO FINO
SQUADRATO - SQUARED - EQUARRI - REKTIFIZIERT - ESCUADRADO

6 mm 1/4" ↓	COLOR	SURFACE	160x320	160x160	120x280	120x240	120x120	60x120
			63"x126"	63"x63"	47 ^{1/4"} x110 ^{1/4"}	47 ^{1/4"} x94 ^{1/2"}	47 ^{1/4"} x47 ^{1/4"}	23 ^{5/8"} x47 ^{1/4"}
ONYX&MORE	SILVER BLEND	GLOSSY	765989	766001	766034	765903	765930	765965
		SATIN	765979	765995	766027	765893	765923	765959

Le grafiche sopra riportate si riferiscono al formato 120x280 / The above designs refer to size 120x280 cm / Les graphismes indiqués ci-dessus se réfèrent au format 120x280
Die oben abgebildeten Grafiken beziehen sich auf das Format 120x280 / Las gráficas arriba indicadas se refieren a la medida 120x280.

TIMELESS

TIMELESS AMANI GREY



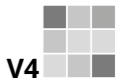
GRES PORCELLANATO SMALTATO/GLAZED PORCELAIN STONEWARE
GRÈS CÉRAMÉ ÉMAILLÉ/GLASIERTE FEINSTEINZEUG/GRES PORCELÁNICO ESMALTADO
SQUADRATO - SQUARED - EQUARRI - REKTIFIZIERT - ESCUADRADO

6 mm 1/4" ↓	COLOR	SURFACE	80x240	80x80
			31 ^{1/2"} x94 ^{1/2"}	31 ^{1/2"} x31 ^{1/2"}
TIMELESS	TIMELESS AMANI GREY	LUCIDO	746844	746828
		NATURALE	746836	746820

Le grafiche sopra riportate si riferiscono al formato 80x240 / The above designs refer to size 80x240 cm / Les graphismes indiqués ci-dessus se réfèrent au format 80x240
Die oben abgebildeten Grafiken beziehen sich auf das Format 80x240 / Las gráficas arriba indicadas se refieren a la medida 80x240.

ONYX&MORE

WHITE PORPHYRY



GRES FINE PORCELLANATO
FINE PORCELAIN STONEWARE/GRES CERAME FIN/FEINSTEINZEUG-KOLLEKTIONEN/GRES PORCELANICO FINO
SQUADRATO - SQUARED - EQUARRI - REKTIFIZIERT - ESCUADRADO

6 mm 1/4" ↓	COLOR	SURFACE	120x240	120x120	60x120
			47 ^{1/4"} x94 ^{1/2"}	47 ^{1/4"} x47 ^{1/4"}	23 ^{5/8"} x47 ^{1/4"}
ONYX&MORE	WHITE PORPHYRY	STRUTTURATO	765904	765931	765966

Le grafiche sopra riportate si riferiscono al formato 120x240 / The above designs refer to size 120x240 cm / Les graphismes indiqués ci-dessus se réfèrent au format 120x240
Die oben abgebildeten Grafiken beziehen sich auf das Format 120x240 / Las gráficas arriba indicadas se refieren a la medida 120x240.

STONTECH/4.0

STONE_05



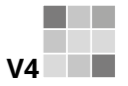
GRES FINE PORCELLANATO
FINE PORCELAIN STONEWARE/GRES CERAME FIN/FEINSTEINZEUG-KOLLEKTIONEN/GRES PORCELANICO FINO
SQUADRATO - SQUARED - EQUARRI - REKTIFIZIERT - ESCUADRADO

6 mm 1/4" ↓	COLOR	SURFACE	120x280 47 ^{1/4"} x94 ^{1/2"}	120x240 47 ^{1/4"} x94 ^{1/2"}	120x120 47 ^{1/4"} x47 ^{1/4"}	60x120 23 ^{5/8"} x47 ^{1/4"}
STONTECH/4.0	STONE_05	NATURALE	761505	761511	761517	761523
		HIGH-GLOSSY	761501	761507	761513	761519
		R+PTV	-	762819	762815	-

Le grafiche sopra riportate si riferiscono al formato 120x280 / The above designs refer to size 120x280 cm / Les graphismes indiqués ci-dessus se réfèrent au format 120x280
Die oben abgebildeten Grafiken beziehen sich auf das Format 120x280 / Las gráficas arriba indicadas se refieren a la medida 120x280.

ONYX&MORE

SILVER PORPHYRY



GRES FINE PORCELLANATO
FINE PORCELAIN STONEWARE/GRES CERAME FIN/FEINSTEINZEUG-KOLLEKTIONEN/GRES PORCELANICO FINO
SQUADRATO - SQUARED - EQUARRI - REKTIFIZIERT - ESCUADRADO

6 mm 1/4" ↓	COLOR	SURFACE	120x240 47 ^{1/4"} x94 ^{1/2"}	120x120 47 ^{1/4"} x47 ^{1/4"}	60x120 23 ^{5/8"} x47 ^{1/4"}
ONYX&MORE	SILVER PORPHYRY	STRUTTURATO	765908	765936	765968

Le grafiche sopra riportate si riferiscono al formato 120x240 / The above designs refer to size 120x240 cm / Les graphismes indiqués ci-dessus se réfèrent au format 120x240
Die oben abgebildeten Grafiken beziehen sich auf das Format 120x240. /Las gráficas arriba indicadas se refieren a la medida 120x240.

HERITAGE LUXE

HERITAGE CLOUD



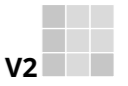
GRES FINE PORCELLANATO
FINE PORCELAIN STONWARE/GRES CERAME FIN/FEINSTEINZEUG-KOLLEKTIONEN/GRES PORCELANICO FINO
SQUADRATO - SQUARED - EQUARRI - REKTIFIZIERT - ESCUADRADO

6 mm 1/4" ↓	COLOR	SURFACE	120x280	120x240	120x120	60x120
			47 ^{1/4"} x110 ^{1/4"}	47 ^{1/4"} x94 ^{1/2"}	47 ^{1/4"} x47 ^{1/4"}	23 ^{5/8"} x47 ^{1/4"}
HERITAGE LUXE	HERITAGE CLOUD	GLOSSY	774696	774826	774838	774850
		COMFORT	774695	774820	774832	774844

Le grafiche sopra riportate si riferiscono al formato 120x280 / The above designs refer to size 120x280 cm / Les graphismes indiqués ci-dessus se réfèrent au format 120x280
Die oben abgebildeten Grafiken beziehen sich auf das Format 120x280 / Las gráficas arriba indicadas se refieren a la medida 120x280.

ÉTOILE

ÉTOILE GRIS




GRES PORCELLANATO COLORATO IN MASSA/COLOURED BODY PORCELAIN STONWARE
GRÈS CÉRAME COLORE DANS LA MASSE/DURCHGEFÄRBTE FEINSTEINZEUG/GRES PORCELÁNICO COLOREADO EN MASA
SQUADRATO - SQUARED - EQUARRI - REKTIFIZIERT - ESCUADRADO

6 mm 1/4" ↓	COLOR	SURFACE	120x280	120x240	120x120	60x120
			47 ^{1/4"} x110 ^{1/4"}	47 ^{1/4"} x94 ^{1/2"}	47 ^{1/4"} x47 ^{1/4"}	23 ^{5/8"} x47 ^{1/4"}
ÉTOILE	ÉTOILE GRIS	GLOSSY	761728	761738	761750	761774
		MATTE	761724	761732	761744	761768

Le grafiche sopra riportate si riferiscono al formato 120x240 / The above designs refer to size 120x240 cm / Les graphismes indiqués ci-dessus se réfèrent au format 120x240
Die oben abgebildeten Grafiken beziehen sich auf das Format 120x240 / Las gráficas arriba indicadas se refieren a la medida 120x240.

ÉTOILE

ÉTOILE ILLUSION




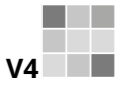
GRES PORCELLANATO COLORATO IN MASSA/COLOURED BODY PORCELAIN STONWARE
GRÈS CÉRAMÉ COLORE DANS LA MASSE/DURCHGEFÄRBTE FEINSTEINZEUG/GRES PORCELÁNICO COLOREADO EN MASA
SQUADRATO - SQUARED - EQUARRI - REKTIFIZIERT - ESCUADRADO

6 mm 1/4" ↓	COLOR	SURFACE	120x240	120x120	60x120
			47 ^{1/4} "x94 ^{1/2} "	47 ^{1/4} "x47 ^{1/4} "	23 ^{5/8} "x47 ^{1/4} "
ÉTOILE	ÉTOILE ILLUSION	GLOSSY	761742	761754	761778
		MATTE	761736	761748	761772

Le grafiche sopra riportate si riferiscono al formato 120x240 / The above designs refer to size 120x240 cm / Les graphismes indiqués ci-dessus se réfèrent au format 120x240
Die oben abgebildeten Grafiken beziehen sich auf das Format 120x240 / Las gráficas arriba indicadas se refieren a la medida 120x240.

RÊVES

RÊVE JADE



GRES PORCELLANATO COLORATO IN MASSA/COLOURED BODY PORCELAIN STONWARE
GRÈS CÉRAMÉ COLORE DANS LA MASSE/DURCHGEFÄRBTE FEINSTEINZEUG/GRES PORCELÁNICO COLOREADO EN MASA
SQUADRATO - SQUARED - EQUARRI - REKTIFIZIERT - ESCUADRADO

6 mm 1/4" ↓	COLOR	SURFACE	160x320	120x280	120x240	120x120	60x120
			63"x126"	47 ^{1/4} "x110 ^{1/4} "	47 ^{1/4} "x94 ^{1/2} "	47 ^{1/4} "x47 ^{1/4} "	23 ^{5/8} "x47 ^{1/4} "
RÊVES	RÊVE JADE	GLOSSY	774487	774481	774491	774495	774499
		MATTE	774485	774480	774490	774494	774498

Le grafiche sopra riportate si riferiscono al formato 160x320 / The above designs refer to size 160x320 cm / Les graphismes indiqués ci-dessus se réfèrent au format 160x320
Die oben abgebildeten Grafiken beziehen sich auf das Format 160x320 / Las gráficas arriba indicadas se refieren a la medida 160x320.

HERITAGE LUXE

HERITAGE AQUA



GRES FINE PORCELLANATO
FINE PORCELAIN STONEWARE/GRES CERAME FIN/FEINSTEINZEUG-KOLLEKTIONEN/GRES PORCELANICO FINO
SQUADRATO - SQUARED - EQUARRI - REKTIFIZIERT - ESCUADRADO

6 mm 1/4" ↓	COLOR	SURFACE	120x280	120x240	120x120	60x120
			47 ^{1/4"} x110 ^{1/4"}	47 ^{1/4"} x94 ^{1/2"}	47 ^{1/4"} x47 ^{1/4"}	23 ^{5/8"} x47 ^{1/4"}
HERITAGE LUXE	HERITAGE AQUA	GLOSSY	774702	774829	774841	774856
		COMFORT	774701	774823	774835	774847

Le grafiche sopra riportate si riferiscono al formato 120x280 / The above designs refer to size 120x280 cm / Les graphismes indiqués ci-dessus se réfèrent au format 120x280
Die oben abgebildeten Grafiken beziehen sich auf das Format 120x280 / Las gráficas arriba indicadas se refieren a la medida 120x280.

HERITAGE LUXE

HERITAGE AQUA

4 grafiche continue / 4 continuous pattern graphics



6 mm 1/4" ↓	COLOR	SURFACE	160x320
HERITAGE LUXE	HERITAGE AQUA		63"x126"
		GLOSSY	777553
		MATTE	777574

Es. posa:

Il disegno riprodotto è indicativo. Come per il materiale naturale la grafica può mostrare discontinuità di vena nel passaggio da una lastra all'altra. Per questo motivo differenze fino a 1,5 cm devono essere considerate come caratteristica del prodotto; non è garantita la sequenza delle facce in fase di approntamento dell'ordine.


Example of installation:

The drawing is indicative. As with natural material, graphics may show vein discontinuities in the transition from one slab to another. For this reason, differences of up to 1.5 cm must be considered as a product characteristic. The sequence of the faces is not guaranteed when placing the order.

Le grafiche sopra riportate si riferiscono al formato 160x320 / The above designs refer to size 160x320 cm / Les graphismes indiqués ci-dessus se réfèrent au format 160x320
Die oben abgebildeten Grafiken beziehen sich auf das Format 160x320 / Las gráficas arriba indicadas se refieren a la medida 160x320.

HERITAGE LUXE

HERITAGE EMERALD




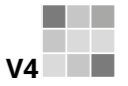
GRES FINE PORCELLANATO
FINE PORCELAIN STONEWARE/GRES CERAME FIN/FEINSTEINZEUG-KOLLEKTIONEN/GRES PORCELANICO FINO
SQUADRATO - SQUARED - EQUARRI - REKTIFIZIERT - ESCUADRADO

6 mm 1/4" ↓	COLOR	SURFACE	120x280	120x240	120x120	60x120
			47 ^{1/4"} x110 ^{1/4"}	47 ^{1/4"} x94 ^{1/2"}	47 ^{1/4"} x47 ^{1/4"}	23 ^{5/8"} x47 ^{1/4"}
HERITAGE LUXE	HERITAGE EMERALD	GLOSSY	774700	774828	774840	774852
		COMFORT	774699	774822	774834	774846

Le grafiche sopra riportate si riferiscono al formato 120x280 / The above designs refer to size 120x280 cm / Les graphismes indiqués ci-dessus se réfèrent au format 120x280
Die oben abgebildeten Grafiken beziehen sich auf das Format 120x280 / Las gráficas arriba indicadas se refieren a la medida 120x280.

LES BIJOUX

LES QUATRE SAISONS




GRES PORCELLANATO COLORATO IN MASSA/COLOURED BODY PORCELAIN STONEWARE
GRÈS CÉRAMÉ COLORE DANS LA MASSE/DURCHGEFÄRBTE FEINSTEINZEUG/GRES PORCELÁNICO COLOREADO EN MASA
SQUADRATO - SQUARED - EQUARRI - REKTIFIZIERT - ESCUADRADO

6 mm 1/4" ↓	COLOR	SURFACE	120x280	120x240	120x120	60x120
			47 ^{1/4"} x110 ^{1/4"}	47 ^{1/4"} x94 ^{1/2"}	47 ^{1/4"} x47 ^{1/4"}	23 ^{5/8"} x47 ^{1/4"}
LES BIJOUX	LES QUATRE SAISONS	GLOSSY	765703	765728	765767	765787
		MATTE	765691	765719	765757	765779

Le grafiche sopra riportate si riferiscono al formato 120x280 / The above designs refer to size 120x280 cm / Les graphismes indiqués ci-dessus se réfèrent au format 120x280
Die oben abgebildeten Grafiken beziehen sich auf das Format 120x280 / Las gráficas arriba indicadas se refieren a la medida 120x280.

RÊVES

RÊVE BLEU





GRES PORCELLANATO COLORATO IN MASSA/COLOURED BODY PORCELAIN STONWARE
GRÈS CÉRAME COLORE DANS LA MASSE/DURCHGEFÄRBTE FEINSTEINZEUG/GRES PORCELÁNICO COLOREADO EN MASA
SQUADRATO - SQUARED - EQUARRI - REKTIFIZIERT - ESCUADRADO

6 mm 1/4" ↓	COLOR	SURFACE	160x320 63"x126"	120x280 47 ^{1/4} "x110 ^{1/4} "	120x240 47 ^{1/4} "x94 ^{1/2} "	120x120 47 ^{1/4} "x47 ^{1/4} "	60x120 23 ^{5/8} "x47 ^{1/4} "
RÊVES	RÊVE BLEU	GLOSSY	769940	769923	769915	769907	769932
		MATTE	769936	769919	769911	769903	769928

Le grafiche sopra riportate si riferiscono al formato 160x320 / The above designs refer to size 160x320 cm / Les graphismes indiqués ci-dessus se réfèrent au format 160x320
Die oben abgebildeten Grafiken beziehen sich auf das Format 160x320 / Las gráficas arriba indicadas se refieren a la medida 160x320.

LES BIJOUX

SODALITE BLEU




GRES PORCELLANATO COLORATO IN MASSA/COLOURED BODY PORCELAIN STONWARE
GRÈS CÉRAME COLORE DANS LA MASSE/DURCHGEFÄRBTE FEINSTEINZEUG/GRES PORCELÁNICO COLOREADO EN MASA
SQUADRATO - SQUARED - EQUARRI - REKTIFIZIERT - ESCUADRADO

6 mm 1/4" ↓	COLOR	SURFACE	120x280 47 ^{1/4} "x110 ^{1/4} "	120x240 47 ^{1/4} "x94 ^{1/2} "	120x120 47 ^{1/4} "x47 ^{1/4} "	60x120 23 ^{5/8} "x47 ^{1/4} "
LES BIJOUX	SODALITE BLEU	GLOSSY	765702	765727	765765	765786
		MATTE	765690	765718	765756	765778

Le grafiche sopra riportate si riferiscono al formato 120x280 / The above designs refer to size 120x280 cm / Les graphismes indiqués ci-dessus se réfèrent au format 120x280
Die oben abgebildeten Grafiken beziehen sich auf das Format 120x280 / Las gráficas arriba indicadas se refieren a la medida 120x280.

HERITAGE LUXE

HERITAGE AZURE



GRES FINE PORCELLANATO
FINE PORCELAIN STONEWARE/GRES CERAME FIN/FEINSTEINZEUG-KOLLEKTIONEN/GRES PORCELANICO FINO
SQUADRATO - SQUARED - EQUARRI - REKTIFIZIERT - ESCUADRADO


6 mm 1/4" ↓	COLOR	SURFACE	120x280	120x240	120x120	60x120
			47 ^{1/4"} x110 ^{1/4"}	47 ^{1/4"} x94 ^{1/2"}	47 ^{1/4"} x47 ^{1/4"}	23 ^{5/8"} x47 ^{1/4"}
HERITAGE LUXE	HERITAGE AZURE	GLOSSY	774694	774825	774837	774849
		COMFORT	774693	774819	774831	774843

Le grafiche sopra riportate si riferiscono al formato 120x280 / The above designs refer to size 120x280 cm / Les graphismes indiqués ci-dessus se réfèrent au format 120x280
Die oben abgebildeten Grafiken beziehen sich auf das Format 120x280 / Las gráficas arriba indicadas se refieren a la medida 120x280.

HERITAGE LUXE

HERITAGE AZURE

4 grafiche continue / 4 continuous pattern graphics



6 mm 1/4" ↓	COLOR	SURFACE	160x320
			63"x126"
HERITAGE LUXE	AZURE	GLOSSY	777557
		MATTE	777575

Es. posa:

Il disegno riprodotto è indicativo. Come per il materiale naturale la grafica può mostrare discontinuità di vena nel passaggio da una lastra all'altra. Per questo motivo differenze fino a 1,5 cm devono essere considerate come caratteristica del prodotto; non è garantita la sequenza delle facce in fase di approntamento dell'ordine.


Example of installation:

The drawing is indicative. As with natural material, graphics may show vein discontinuities in the transition from one slab to another. For this reason, differences of up to 1.5 cm must be considered as a product characteristic. The sequence of the faces is not guaranteed when placing the order.

Le grafiche sopra riportate si riferiscono al formato 160x320 / The above designs refer to size 160x320 cm / Les graphismes indiqués ci-dessus se réfèrent au format 160x320
Die oben abgebildeten Grafiken beziehen sich auf das Format 160x320 / Las gráficas arriba indicadas se refieren a la medida 160x320.

NATURE MOOD

MOUNTAIN PEAK



GRES FINE PORCELLANATO
FINE PORCELAIN STONEWARE/GRES CERAME FIN/FEINSTEINZEUG-KOLLEKTIONEN/GRES PORCELANICO FINO
SQUADRATO - SQUARED - EQUARRI - REKTIFIZIERT - ESCUADRADO

6 mm 1/4" ↓	COLOR	SURFACE	120x280	120x240	120x120	60x120
			47 ^{1/4} "x110 ^{1/4} "	47 ^{1/4} "x94 ^{1/2} "	47 ^{1/4} "x47 ^{1/4} "	23 ^{5/8} "x47 ^{1/4} "
NATURE MOOD	MOUNTAIN PEAK	GLOSSY	774719	774872	774888	774904
		COMFORT	774707	774861	774877	774893

Le grafiche sopra riportate si riferiscono al formato 120x280 / The above designs refer to size 120x280 cm / Les graphismes indiqués ci-dessus se réfèrent au format 120x280
Die oben abgebildeten Grafiken beziehen sich auf das Format 120x280 / Las gráficas arriba indicadas se refieren a la medida 120x280.

NATURE MOOD

MOUNTAIN PEAK

4 grafiche continue / 4 continuous pattern graphics



6 mm 1/4" ↓	COLOR	SURFACE	160x320
			63"x126"
NATURE MOOD	MOUNTAIN PEAK	GLOSSY	777570
		MATTE	777576

Es. posa:

Il disegno riprodotto è indicativo. Come per il materiale naturale la grafica può mostrare discontinuità di vena nel passaggio da una lastra all'altra. Per questo motivo differenze fino a 1,5 cm devono essere considerate come caratteristica del prodotto; non è garantita la sequenza delle facce in fase di approntamento dell'ordine.

Example of installation:

The drawing is indicative. As with natural material, graphics may show vein discontinuities in the transition from one slab to another. For this reason, differences of up to 1.5 cm must be considered as a product characteristic. The sequence of the faces is not guaranteed when placing the order.

Le grafiche sopra riportate si riferiscono al formato 160x320 / The above designs refer to size 160x320 cm / Les graphismes indiqués ci-dessus se réfèrent au format 160x320
Die oben abgebildeten Grafiken beziehen sich auf das Format 160x320 / Las gráficas arriba indicadas se refieren a la medida 160x320.

LES BIJOUX

JASPE ROUGE




GRES PORCELLANATO COLORATO IN MASSA/COLOURED BODY PORCELAIN STONEWARE
GRÈS CÉRAMÉ COLORE DANS LA MASSE/DURCHGEFÄRBTE FEINSTEINZEUG/GRES PORCELÁNICO COLOREADO EN MASA
SQUADRATO - SQUARED - EQUARRI - REKTIFIZIERT - ESCUADRADO

6 mm 1/4" ↓	COLOR	SURFACE	120x280	120x240	120x120	60x120
			47 ^{11/16"} x110 ^{1/16"}	47 ^{1/16"} x94 ^{1/2"}	47 ^{1/16"} x47 ^{1/16"}	23 ^{5/8"} x47 ^{1/16"}
LES BIJOUX	JASPE ROUGE	GLOSSY	765701	765726	765764	765785
		MATTE	765686	765717	765755	765777

Le grafiche sopra riportate si riferiscono al formato 120x280 / The above designs refer to size 120x280 cm / Les graphismes indiqués ci-dessus se réfèrent au format 120x280
Die oben abgebildeten Grafiken beziehen sich auf das Format 120x280 / Las gráficas arriba indicadas se refieren a la medida 120x280.

LES BIJOUX

OMBRE DE CARAVAGE




GRES PORCELLANATO COLORATO IN MASSA/COLOURED BODY PORCELAIN STONEWARE
GRÈS CÉRAMÉ COLORE DANS LA MASSE/DURCHGEFÄRBTE FEINSTEINZEUG/GRES PORCELÁNICO COLOREADO EN MASA
SQUADRATO - SQUARED - EQUARRI - REKTIFIZIERT - ESCUADRADO

6 mm 1/4" ↓	COLOR	SURFACE	120x280	120x240	120x120	60x120
			47 ^{11/16"} x110 ^{1/16"}	47 ^{1/16"} x94 ^{1/2"}	47 ^{1/16"} x47 ^{1/16"}	23 ^{5/8"} x47 ^{1/16"}
LES BIJOUX	OMBRE DE CARAVAGE	GLOSSY	765698	765723	765761	765782
		MATTE	765683	765714	765752	765774

Le grafiche sopra riportate si riferiscono al formato 120x280 / The above designs refer to size 120x280 cm / Les graphismes indiqués ci-dessus se réfèrent au format 120x280
Die oben abgebildeten Grafiken beziehen sich auf das Format 120x280 / Las gráficas arriba indicadas se refieren a la medida 120x280.

PREXIOUS

THUNDER NIGHT



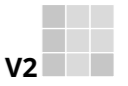
GRES PORCELLANATO COLORATO IN MASSA/COLOURED BODY PORCELAIN STONWARE
GRÈS CÉRAMÉ COLORE DANS LA MASSE/DURCHGEFÄRBTE FEINSTEINZEUG/GRES PORCELÁNICO COLOREADO EN MASA
SQUADRATO - SQUARED - EQUARRI - REKTIFIZIERT - ESCUADRADO

6 mm 1/4" ↓	COLOR	SURFACE	160x320 63"x126"	120x280 47 ^{1/4} "x110 ^{1/4} "	160x160 63"x63"	120x240 47 ^{1/4} "x94 ^{1/2} "	120x120 47 ^{1/4} "x47 ^{1/4} "	80x80 31 ^{1/2} "x31 ^{1/2} "	60x120 23 ^{5/8} "x47 ^{1/4} "
PREXIOUS	THUNDER NIGHT	GLOSSY	756429	757740	756441	756286	756393	756417	756405
		MATTE	756423	757734	756435	756291	756387	756411	756399

Le grafiche sopra riportate si riferiscono al formato 160x320 / The above designs refer to size 160x320 cm / Les graphismes indiqués ci-dessus se réfèrent au format 160x320
Die oben abgebildeten Grafiken beziehen sich auf das Format 160x320 / Las gráficas arriba indicadas se refieren a la medida 160x320.

I CLASSICI

NERO MARQUINIA



GRES PORCELLANATO COLORATO IN MASSA/COLOURED BODY PORCELAIN STONWARE
GRÈS CÉRAMÉ COLORE DANS LA MASSE/DURCHGEFÄRBTE FEINSTEINZEUG/GRES PORCELÁNICO COLOREADO EN MASA
SQUADRATO - SQUARED - EQUARRI - REKTIFIZIERT - ESCUADRADO

6 mm 1/4" ↓	COLOR	SURFACE	160x320 63"x126"	160x160 63"x63"	120x240 47 ^{1/4} "x94 ^{1/2} "	120x120 47 ^{1/4} "x47 ^{1/4} "	80x80 31 ^{1/2} "x31 ^{1/2} "	60x120 23 ^{5/8} "x47 ^{1/4} "
I CLASSICI	MARQUINIA	GLOSSY	750776	750886	750885	750884	757839	750883
		MATTE	751942	751924	751923	751922	757838	751921

Le grafiche sopra riportate si riferiscono al formato 160x320 / The above designs refer to size 160x320 cm / Les graphismes indiqués ci-dessus se réfèrent au format 160x320
Die oben abgebildeten Grafiken beziehen sich auf das Format 160x320 / Las gráficas arriba indicadas se refieren a la medida 160x320.

STONES&MORE 2.0

STONE SAHARA NOIR



GRES FINE PORCELLANATO
FINE PORCELAIN STONEWARE/GRES CERAME FIN/FEINSTEINZEUG-KOLLEKTIONEN/GRES PORCELANICO FINO
SQUADRATO - SQUARED - EQUARRI - REKTIFIZIERT - ESCUADRADO

6 mm 1/4" ↑ ↓	COLOR	SURFACE	120x240 47 1/4" x 94 1/2"	120x120 47 1/4" x 47 1/4"	60x120 23 5/8" x 47 1/4"
STONES&MORE 2.0	STONE SAHARA NOIR	GLOSSY	752806	752805	752804
		COMFORT	776331	776338	776343

Le grafiche sopra riportate si riferiscono al formato 120x240 / The above designs refer to size 120x240 cm / Les graphismes indiqués ci-dessus se réfèrent au format 120x240
Die oben abgebildeten Grafiken beziehen sich auf das Format 120x240 / Las gráficas arriba indicadas se refieren a la medida 120x240.

STONES&MORE 2.0

STONE SAHARA NOIR

4 grafiche continue / 4 continuous pattern graphics



6 mm 1/4" ↑ ↓	COLOR	SURFACE	160x320 63"x126"
STONES&MORE 2.0	STONE SAHARA NOIR	GLOSSY	777605
		MATTE	777599

Es. posa:

Il disegno riprodotto è indicativo. Come per il materiale naturale la grafica può mostrare discontinuità di vena nel passaggio da una lastra all'altra. Per questo motivo differenze fino a 1,5 cm devono essere considerate come caratteristica del prodotto; non è garantita la sequenza delle facce in fase di approntamento dell'ordine.

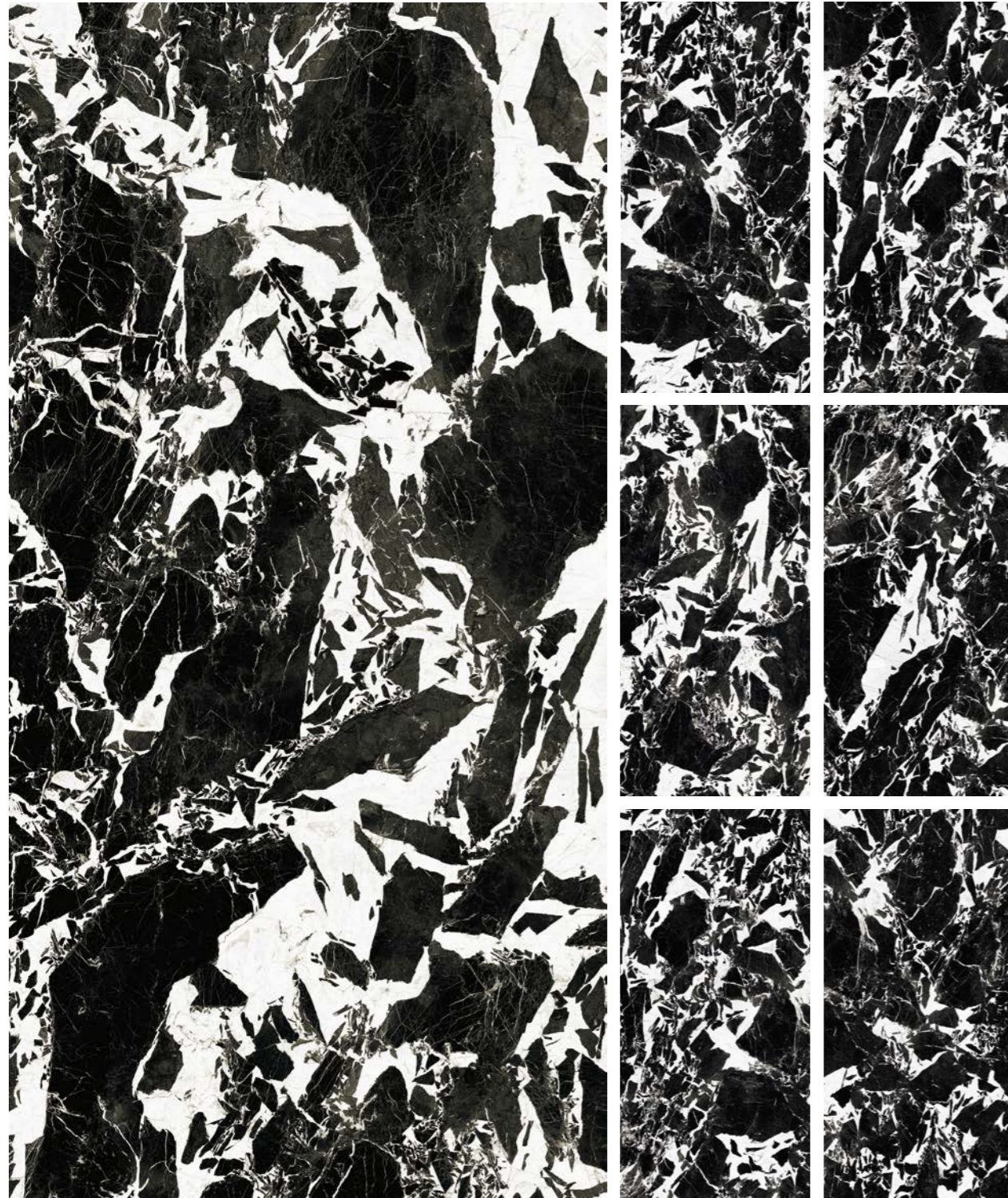
Example of installation:

The drawing is indicative. As with natural material, graphics may show vein discontinuities in the transition from one slab to another. For this reason, differences of up to 1.5 cm must be considered as a product characteristic. The sequence of the faces is not guaranteed when placing the order.


Le grafiche sopra riportate si riferiscono al formato 160x320 / The above designs refer to size 160x320 cm / Les graphismes indiqués ci-dessus se réfèrent au format 160x320
Die oben abgebildeten Grafiken beziehen sich auf das Format 160x320 / Las gráficas arriba indicadas se refieren a la medida 160x320.

B&W_MARBLE

FRAGMENT



GRES FINE PORCELLANATO
FINE PORCELAIN STONEWARE/GRES CERAME FIN/FEINSTEINZEUG-KOLLEKTIONEN/GRES PORCELANICO FINO
SQUADRATO - SQUARED - EQUARRI - REKTIFIZIERT - ESCUADRADO

6 mm 1/4" ↓	COLOR	SURFACE	160x320 63"x126"	120x280 47 1/4"x110 1/4"	120x240 47 1/4"x94 1/2"	120x120 47 1/4"x47 1/4"	60x120 23 5/8"x47 1/4"
B&W_MARBLE 	FRAGMENT	NATURALE	765496	765520	765538	765564	765585
		HIGH-GLOSSY	765502	765531	765544	765574	765595

Le grafiche sopra riportate si riferiscono al formato 120x280 / The above designs refer to size 120x280 cm / Les graphismes indiqués ci-dessus se réfèrent au format 120x280
Die oben abgebildeten Grafiken beziehen sich auf das Format 120x280 / Las gráficas arriba indicadas se refieren a la medida 120x280.



PEZZI SPECIALI

SPECIAL TRIMS/PIÈCES SPÉCIALES/FORMSTÜCKE/PIEZAS ESPECIALES

6 mm 1/4" ↓							
	COLOR	SURFACE	30x30 11 4/5" x 11 4/5" mosaico tessere 7,5x7,5	30x30 11 4/5" x 11 4/5" muretto tessere 7,5x15	30x30 11 4/5" x 11 4/5" mosaico tessere 1,5x3	4,6x80 1 4/5" x 31 1/2" battiscopa	4,6x60 1 4/5" x 23 5/8" battiscopa
STONTECH/4.0	STONE_01	NATURALE	761439	761445	761433	761427	-
		HIGH-GLOSSY	761437	761443	761431	761425	-
	STONE_05	NATURALE	761442	761448	761436	761430	-
		HIGH-GLOSSY	761438	761444	761432	761426	-
I CLASSICI	STATUARIO	GLOSSY	747773	747803	-	747888	-
		SOFT	747772	747802	-	747887	-
	CALACATTA GOLD	GLOSSY	750869	750871	-	750873	-
		MATTE	753302	753303	-	753304	-
MARQUINIA	GLOSSY	750887	750888	-	750889	-	
	MATTE	751925	751927	-	751928	-	
LES ORIGINES	ORIGINES OR	GLOSSY	770390	770382	-	-	770398
		MATTE	770386	770378	-	-	770394
	ORIGINES ARGENT	GLOSSY	770387	770379	-	-	770395
		MATTE	770383	770375	-	-	770391
	ORIGINES BLANC	GLOSSY	770389	770381	-	-	770397
		MATTE	770385	770377	-	-	770393
ORIGINES OMBRE DORÉE	GLOSSY	770388	770380	-	-	770396	
	MATTE	770384	770376	-	-	770392	
STONES&MORE 2.0	STONE MARFIL	GLOSSY	756814	756822	-	756806	-
		SMOOTH	747827	747842	-	747903	-
	STONE CALACATTA	GLOSSY	752811	752812	-	752813	-
		SMOOTH	747828	747843	-	747904	-
	STONE SAHARA NOIR	GLOSSY	752808	752809	-	752810	-
	AMANI BRONZE	GLOSSY	756815	756823	-	756807	-
STONE CALACATTA BLACK	GLOSSY	756813	756821	-	756805	-	
ARABESCATO WHITE	GLOSSY	756816	756824	-	756808	-	
B&W_MARBLE	WAVE	NATURALE	767452	767464	767476	767488	-
		HIGH-GLOSSY	767446	767458	767470	767482	-
	FRAGMENT	NATURALE	767453	767465	767477	767489	-
		HIGH-GLOSSY	767447	767459	767471	767483	-
	BREACH	NATURALE	767454	767466	767478	767490	-
		HIGH-GLOSSY	767448	767460	767472	767484	-

6 mm 1/4" ↓							
	COLOR	SURFACE	30x30 11 4/5" x 11 4/5" mosaico tessere 7,5x7,5	30x30 11 4/5" x 11 4/5" muretto tessere 7,5x15	4,6x80 1 4/5" x 31 1/2" battiscopa	4,6x60 1 4/5" x 23 5/8" battiscopa	
	CALACATTA ALTISSIMO BLANC	GLOSSY	767616	767600	767632	-	
		MATTE	767624	767608	767637	-	
	ONYX BLANCHE	GLOSSY	767615	767599	767631	-	
		MATTE	767623	767607	767636	-	
	OMBRE DE CARAVAGE	GLOSSY	767617	767601	767633	-	
		MATTE	767625	767609	767638	-	
LES BIJOUX	BRÈCHE CAPRAIA	GLOSSY	767618	767602	767634	-	
		MATTE	767626	767610	767639	-	
	MARRON IMPERIAL	GLOSSY	767619	767603	767635	-	
		MATTE	767627	767611	767640	-	
	JASPE ROUGE	GLOSSY	767620	767604	-	-	
		MATTE	767628	767612	-	-	
	SODALITE BLEU	GLOSSY	767621	767605	-	-	
		MATTE	767629	767613	-	-	
	LES QUATRE SAISONS	GLOSSY	767622	767606	-	-	
		MATTE	767630	767614	-	-	
ÉTOILE	ÉTOILE RENOIR	GLOSSY	761825	761813	761803	-	
		MATTE	761819	761807	761799	-	
	ÉTOILE GRIS	GLOSSY	761826	761814	761804	-	
		MATTE	761820	761808	761800	-	
	ÉTOILE CRÈME	GLOSSY	761827	761815	761805	-	
		MATTE	761821	761809	761801	-	
	ÉTOILE SYMPHONIE	GLOSSY	761829	761817	-	-	
		MATTE	761823	761811	-	-	
	ÉTOILE ILLUSION	GLOSSY	761830	761818	-	-	
		MATTE	761824	761812	-	-	
NATURE MOOD	GLACIER	GLOSSY	-	-	-	775487	
		COMFORT	-	-	-	775492	
	TUNDRA	GLOSSY	-	-	-	775488	
		COMFORT	-	-	-	775493	
	RAINFOREST	GLOSSY	-	-	-	775489	
		COMFORT	-	-	-	775494	
	MOUNTAIN PEAK	GLOSSY	-	-	-	775490	
		COMFORT	-	-	-	775495	
	RIVERBED	GLOSSY	-	-	-	775491	
		COMFORT	-	-	-	775496	

PEZZI SPECIALI

SPECIAL TRIMS/PIÈCES SPÉCIALES/FORMSTÜCKE/PIEZAS ESPECIALES

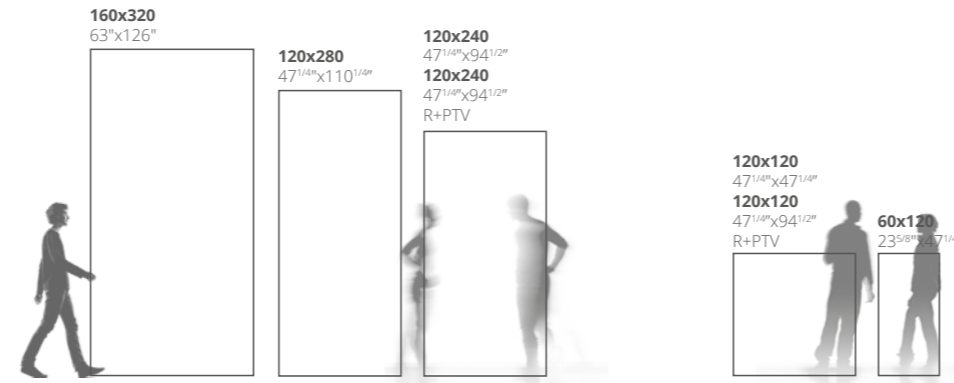

6 mm 1/4" ↓						
	COLOR	SURFACE	30x30 11 4/5" x 11 4/5" mosaico tessere 7,5x7,5	30x30 11 4/5" x 11 4/5" muretto tessere 7,5x15	4,6x80 1 4/5" x 3 1/2" battiscopa	4,6x60 1 4/5" x 2 3/8" battiscopa
ONYX&MORE	WHITE ONYX	GLOSSY	767692	767703	767714	-
		SATIN	767696	767707	767718	-
	WHITE BLEND	GLOSSY	767780	767785	767789	-
		SATIN	767783	767787	767791	-
	WHITE PORPHYRY	STRUTTURATO	767700	767711	-	-
	GOLDEN ONYX	GLOSSY	767693	767704	767715	-
		SATIN	767697	767708	767719	-
	GOLDEN BLEND	GLOSSY	767779	767784	767788	-
		SATIN	767782	767786	767790	-
	GOLDEN PORPHYRY	STRUTTURATO	767701	767712	-	-
	SILVER ONYX	GLOSSY	767694	767705	767716	-
		SATIN	767698	767709	767720	-
SILVER BLEND	GLOSSY	767695	767706	767717	-	
	SATIN	767699	767710	767721	-	
SILVER PORPHYRY	STRUTTURATO	767702	767713	-	-	
RÊVES	RÊVE PERLE	GLOSSY	770289	770281	-	770298
		MATTE	770285	770277	-	770294
	RÊVE BLEU	GLOSSY	770286	770278	-	770295
		MATTE	770282	770274	-	770291
	RÊVE NOISETTE	GLOSSY	770288	770280	-	770297
		MATTE	770284	770276	-	770293
	RÊVE CHOCO	GLOSSY	770287	770279	-	770296
		MATTE	770283	770275	-	770292
	RÊVE ROSE	GLOSSY	-	-	-	776197
		MATTE	-	-	-	776198
RÊVE JADE	GLOSSY	-	-	-	776195	
	MATTE	-	-	-	776196	
HERITAGE LUXE	HERITAGE AZURE	GLOSSY	-	-	-	775691
		COMFORT	-	-	-	775685
	HERITAGE CLOUD	GLOSSY	-	-	-	775692
		COMFORT	-	-	-	775686
	HERITAGE BROWN	GLOSSY	-	-	-	775694
		COMFORT	-	-	-	775688
	HERITAGE EMERALD	GLOSSY	-	-	-	775693
		COMFORT	-	-	-	775687
	HERITAGE AQUA	GLOSSY	-	-	-	775696
		COMFORT	-	-	-	775690
HERITAGE FLAME	GLOSSY	-	-	-	775695	
	COMFORT	-	-	-	775689	

6 mm 1/4" ↓					
	COLOR	SURFACE	30x30 11 4/5" x 11 4/5" mosaico tessere 7,5x7,5	30x30 11 4/5" x 11 4/5" muretto tessere 7,5x15	4,6x80 1 4/5" x 3 1/2" battiscopa
PREXIOUS	WHITE FANTASY	GLOSSY	756364	756352	756376
		MATTE	756358	756346	756370
	DREAM ARABESQUE	GLOSSY	756367	756355	756379
		MATTE	756361	756349	756373
	CHARMING AMBER	GLOSSY	756366	756354	756378
		MATTE	756360	756348	756372
	THUNDER NIGHT	GLOSSY	756369	756357	756381
		MATTE	756363	756351	756375

Le immagini riportate non rappresentano necessariamente il numero di grafiche del prodotto. Il numero di grafiche è variabile in funzione del formato e del colore di riferimento. Images do not necessarily represent the number of patterns in the product's range. The number of different patterns varies according to size and color of the item. / Les images reportées ne représentent pas forcément le nombre de graphismes du produit. Leur nombre varie en fonction du format et de la couleur choisie. / Die Abbildungen geben keine bindende Auskunft bzgl. der Anzahl verschiedener Grafiken. Die Anzahl der Grafiken ist abhängig von Format und Farbe der jeweiligen Kollektion. / Las imágenes mostradas no representan necesariamente el número de gráficas del producto. El número de gráficas varía en función del formato y del color.



STONE



PLIMATECH
PLIMAWHITE/01
PAG 104/105



PLIMATECH
PLIMAWHITE/02
PAG 106



PLIMATECH
PLIMAWHITE/03
PAG 107




ARDOISE
BLANC
PAG 108



ROCK SALT
WHITE GOLD
PAG 109



WOODSLATE LIFE
COTTON
PAG 115



STONTECH/4.0
STONE_02
PAG 116



LA ROCHE
LA ROCHE BLANC
PAG 117



URBAN STYLE
URBAN LIGHT
PAG 118



ROCK SALT
DANISH SMOKE
PAG 119



SENSI
DUST WHITE
PAG 110




SENSI
LITHOS WHITE
PAG 111



SENSI
SAND WHITE
PAG 112



SENSI
FOSSIL WHITE
PAG 113



ATMOSPHÈRES
LUMIÈRE
PAG 114



SENSI
DUST IVORY
PAG 120



SENSI
LITHOS IVORY
PAG 121



SENSI
SAND IVORY
PAG 122/123

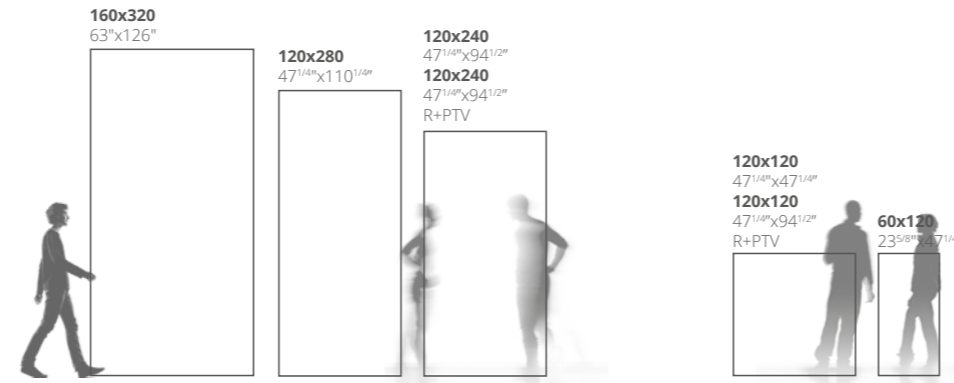



SENSI
FOSSIL IVORY
PAG 124



ARDOISE
ECRU
PAG 125

STONE



PLIMATECH
PLIMABEIGE/01
PAG 126



PLIMATECH
PLIMABEIGE/02
PAG 127



PLIMATECH
PLIMABEIGE/03
PAG 128



LA ROCHE
LA ROCHE ECRU
PAG 129



SENSI
DUST TAUPE
PAG 130



SENSI
DUST BROWN
PAG 136



SENSI
LITHOS BROWN
PAG 137



SENSI
SAND BROWN
PAG 138/139



SENSI
FOSSIL BROWN
140



WOODSLATE LIFE
STORM
PAG 141



SENSI
LITHOS TAUPE
PAG 131



SENSI
SAND TAUPE
PAG 132



SENSI
FOSSIL TAUPE
PAG 133



WOODSLATE LIFE
DOVE
PAG 134



ARDOISE
GRIS
PAG 135



ATMOSPHERES
OMBRE
PAG 142



URBAN STYLE
URBAN PLOMB
PAG 143



LA ROCHE
LA ROCHE GREY
PAG 144

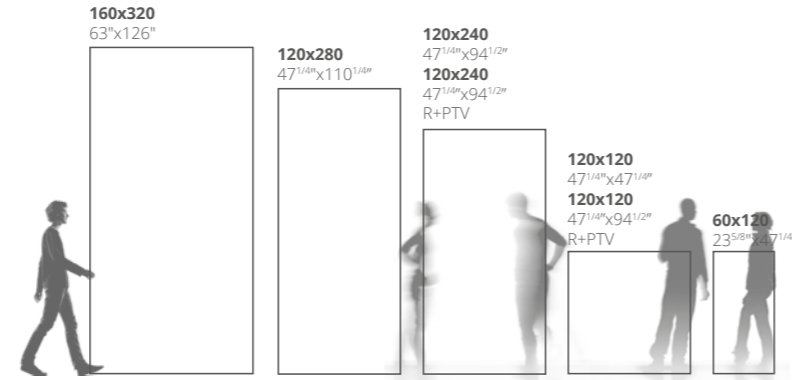


ROCK SALT
MAUI GREEN
PAG 145



STONTECH/4.0
STONE_03
PAG 146

STONE



PLIMATECH
PLIMAGRAY/01
PAG 147



PLIMATECH
PLIMAGRAY/02
PAG 148



PLIMATECH
PLIMAGRAY/03
PAG 149



SENSI
DUST GREY
PAG 150



SENSI
LITHOS GREY
PAG 151



SENSI
SAND GREY
PAG 152/153



SENSI
FOSSIL GREY
PAG 154



ROCK SALT
CELTIC GREY
PAG 155



WOODSLATE LIFE
BARK
PAG 156



ARDOISE
NOIR
PAG 157



PLIMATECH

PLIMAWHITE/01



GRES FINE PORCELLANATO
FINE PORCELAIN STONEWARE/GRES CERAME FIN/FEINSTEINZEUG-KOLLEKTIONEN/GRES PORCELANICO FINO
SQUADRATO - SQUARED - EQUARRI - REKTIFIZIERT - ESCUADRADO

6 mm 1/4" ↓	COLOR	SURFACE	120x280	120x240	120x120	60x120	
			47 ^{1/4"} x110 ^{1/4"}	47 ^{1/4"} x94 ^{1/2"}	47 ^{1/4"} x47 ^{1/4"}	23 ^{5/8"} x47 ^{1/4"}	
PLIMATECH		PLIMAWHITE/01	NATURALE/MATTE	776410	776549	776558	776577

Le grafiche sopra riportate si riferiscono al formato 120x280 / The above designs refer to size 120x280 cm / Les graphismes indiqués ci-dessus se réfèrent au format 120x280
Die oben abgebildeten Grafiken beziehen sich auf das Format 120x280 / Las gráficas arriba indicadas se refieren a la medida 120x280.

PLIMATECH

PLIMAWHITE/01

4 grafiche continue / 4 continuous pattern graphics



6 mm 1/4" ↓	COLOR	SURFACE	160x320 63"x126"
PLIMATECH		PLIMAWHITE/01	MATTE 777598

Es. posa:

Il disegno riprodotto è indicativo. Come per il materiale naturale la grafica può mostrare discontinuità di vena nel passaggio da una lastra all'altra. Per questo motivo differenze fino a 1,5 cm devono essere considerate come caratteristica del prodotto; non è garantita la sequenza delle facce in fase di approntamento dell'ordine.

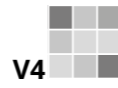
Example of installation:

The drawing is indicative. As with natural material, graphics may show vein discontinuities in the transition from one slab to another. For this reason, differences of up to 1.5 cm must be considered as a product characteristic. The sequence of the faces is not guaranteed when placing the order.

Le grafiche sopra riportate si riferiscono al formato 160x320 / The above designs refer to size 160x320 cm / Les graphismes indiqués ci-dessus se réfèrent au format 160x320
Die oben abgebildeten Grafiken beziehen sich auf das Format 160x320 / Las gráficas arriba indicadas se refieren a la medida 160x320.

PLIMATECH

PLIMAWHITE/02




GRES FINE PORCELLANATO
FINE PORCELAIN STONWARE/GRES CERAME FIN/FEINSTEINZEUG-KOLLEKTIONEN/GRES PORCELANICO FINO
SQUADRATO - SQUARED - EQUARRI - REKTIFIZIERT - ESCUADRADO

6 mm 1/4" ↑ ↓	COLOR	SURFACE	120x280 47 11/16" x 110 1/4"	120x240 47 11/16" x 94 1/2"	120x120 47 11/16" x 47 11/16"	60x120 23 5/8" x 47 11/16"
PLIMATECH	PLIMAWHITE/02	NATURALE/MATTE	776412	776550	776559	776578

Le grafiche sopra riportate si riferiscono al formato 120x280 / The above designs refer to size 120x280 cm / Les graphismes indiqués ci-dessus se réfèrent au format 120x280
Die oben abgebildeten Grafiken beziehen sich auf das Format 120x280 / Las gráficas arriba indicadas se refieren a la medida 120x280.

PLIMATECH

PLIMAWHITE/03



GRES FINE PORCELLANATO
FINE PORCELAIN STONWARE/GRES CERAME FIN/FEINSTEINZEUG-KOLLEKTIONEN/GRES PORCELANICO FINO
SQUADRATO - SQUARED - EQUARRI - REKTIFIZIERT - ESCUADRADO

6 mm 1/4" ↑ ↓	COLOR	SURFACE	120x280 47 11/16" x 110 1/4"	120x240 47 11/16" x 94 1/2"	120x120 47 11/16" x 47 11/16"	60x120 23 5/8" x 47 11/16"
PLIMATECH	PLIMAWHITE/03	NATURALE/MATTE	776413	776551	776560	776579

Le grafiche sopra riportate si riferiscono al formato 120x280 / The above designs refer to size 120x280 cm / Les graphismes indiqués ci-dessus se réfèrent au format 120x280
Die oben abgebildeten Grafiken beziehen sich auf das Format 120x280 / Las gráficas arriba indicadas se refieren a la medida 120x280.

ARDOISE

BLANC




GRES FINE PORCELLANATO
FINE PORCELAIN STONEWARE/GRES CERAME FIN/FEINSTEINZEUG-KOLLEKTIONEN/GRES PORCELANICO FINO
SQUADRATO - SQUARED - EQUARRI - REKTIFIZIERT - ESCUADRADO

6 mm 1/4" ↑ ↓	COLOR	SURFACE	120x240 47 ^{1/4} "x94 ^{1/2} "	120x120 47 ^{1/4} "x47 ^{1/4} "	60x120 23 ^{5/8} "x47 ^{1/4} "
ARDOISE	BLANC	MATTE	745920	745924	757828

Le grafiche sopra riportate si riferiscono al formato 120x240 / The above designs refer to size 120x240 cm/Les graphismes indiqués ci-dessus se réfèrent au format 120x240
Die oben abgebildeten Grafiken beziehen sich auf das Format 120x240 / Las gráficas arriba indicadas se refieren a la medida 120x240.

ROCK SALT

WHITE GOLD




GRES PORCELLANATO SMALTATO
GLAZED PORCELAIN STONEWARE / GRES CÉRAMÉ ÉMAILLÉ / GLASIERTE FEINSTEINZEUG / GRES PORCELÁNICO ESMALTADO
SQUADRATO - SQUARED - EQUARRI - REKTIFIZIERT - ESCUADRADO

6 mm 1/4" ↑ ↓	COLOR	SURFACE	120x240 47 ^{1/4} "x94 ^{1/2} "	120x120 47 ^{1/4} "x47 ^{1/4} "	60x120 23 ^{5/8} "x47 ^{1/4} "
ROCK SALT	WHITE GOLD	LUCIDO	766912	766923	766934
		NATURALE	766907	766917	766929

Le grafiche sopra riportate si riferiscono al formato 120x240 / The above designs refer to size 120x240 cm/Les graphismes indiqués ci-dessus se réfèrent au format 120x240
Die oben abgebildeten Grafiken beziehen sich auf das Format 120x240 / Las gráficas arriba indicadas se refieren a la medida 120x240.

S E N S I *Matteo Thun*

DUST WHITE



GRES FINE PORCELLANATO
FINE PORCELAIN STONEWARE/GRES CERAME FIN/FEINSTEINZEUG-KOLLEKTIONEN/GRES PORCELANICO FINO
SQUADRATO - SQUARED - EQUARRI - REKTIFIZIERT - ESCUADRADO

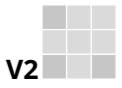
6 mm $\frac{1}{4}$ "	COLOR	SURFACE	120x280 47 $\frac{1}{4}$ "x110 $\frac{1}{4}$ "	120x240 47 $\frac{1}{4}$ "x94 $\frac{1}{2}$ "	120x120 47 $\frac{1}{4}$ "x47 $\frac{1}{4}$ "	60x120 23 $\frac{5}{8}$ "x47 $\frac{1}{4}$ "
----------------------	-------	---------	---	--	--	---

S E N S I <i>Matteo Thun</i>		DUST WHITE	MATTE	768601	768576	768551	768616
---------------------------------	--	------------	-------	--------	--------	--------	--------

Le grafiche sopra riportate si riferiscono al formato 120x240 / The above designs refer to size 120x240 cm / Les graphismes indiqués ci-dessus se réfèrent au format 120x240
Die oben abgebildeten Grafiken beziehen sich auf das Format 120x240 / Las gráficas arriba indicadas se refieren a la medida 120x240.

S E N S I *Matteo Thun*

LITHOS WHITE



GRES FINE PORCELLANATO
FINE PORCELAIN STONEWARE/GRES CERAME FIN/FEINSTEINZEUG-KOLLEKTIONEN/GRES PORCELANICO FINO
SQUADRATO - SQUARED - EQUARRI - REKTIFIZIERT - ESCUADRADO


6 mm $\frac{1}{4}$ "	COLOR	SURFACE	120x280 47 $\frac{1}{4}$ "x110 $\frac{1}{4}$ "	120x240 47 $\frac{1}{4}$ "x94 $\frac{1}{2}$ "	120x120 47 $\frac{1}{4}$ "x47 $\frac{1}{4}$ "	60x120 23 $\frac{5}{8}$ "x47 $\frac{1}{4}$ "
----------------------	-------	---------	---	--	--	---

S E N S I <i>Matteo Thun</i>		LITHOS WHITE	BOCCIARDATO MATTE	768611	768596	768571	768636
---------------------------------	--	--------------	----------------------	--------	--------	--------	--------

Le grafiche sopra riportate si riferiscono al formato 120x240 / The above designs refer to size 120x240 cm / Les graphismes indiqués ci-dessus se réfèrent au format 120x240
Die oben abgebildeten Grafiken beziehen sich auf das Format 120x240 / Las gráficas arriba indicadas se refieren a la medida 120x240.

S E N S I *Matteo Thun*

SAND WHITE



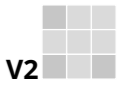
GRES FINE PORCELLANATO
FINE PORCELAIN STONWARE/GRES CERAME FIN/FEINSTEINZEUG-KOLLEKTIONEN/GRES PORCELANICO FINO
SQUADRATO - SQUARED - EQUARRI - REKTIFIZIERT - ESCUADRADO

6 mm $\frac{1}{4}$ " \updownarrow	COLOR	SURFACE	120x240 $47\frac{1}{4}$ "x94 $\frac{1}{2}$ "	120x120 $47\frac{1}{4}$ "x47 $\frac{1}{4}$ "	60x120 $23\frac{5}{8}$ "x47 $\frac{1}{4}$ "
<i>S E N S I</i> <i>Matteo Thun</i>	SAND WHITE	MATTE	768591	768566	768631
		R+PTV	768586	768561	768626

Le grafiche sopra riportate si riferiscono al formato 120x240 / The above designs refer to size 120x240 cm / Les graphismes indiqués ci-dessus se réfèrent au format 120x240
Die oben abgebildeten Grafiken beziehen sich auf das Format 120x240 / Las gráficas arriba indicadas se refieren a la medida 120x240.

S E N S I *Matteo Thun*

FOSSIL WHITE



GRES FINE PORCELLANATO
FINE PORCELAIN STONWARE/GRES CERAME FIN/FEINSTEINZEUG-KOLLEKTIONEN/GRES PORCELANICO FINO
SQUADRATO - SQUARED - EQUARRI - REKTIFIZIERT - ESCUADRADO

6 mm $\frac{1}{4}$ " \updownarrow	COLOR	SURFACE	120x280 $47\frac{1}{4}$ "x110 $\frac{1}{4}$ "	120x240 $47\frac{1}{4}$ "x94 $\frac{1}{2}$ "	120x120 $47\frac{1}{4}$ "x47 $\frac{1}{4}$ "	60x120 $23\frac{5}{8}$ "x47 $\frac{1}{4}$ "
<i>S E N S I</i> <i>Matteo Thun</i>	FOSSIL WHITE	MATTE	768602	768577	768552	768617

Le grafiche sopra riportate si riferiscono al formato 120x240 / The above designs refer to size 120x240 cm / Les graphismes indiqués ci-dessus se réfèrent au format 120x240
Die oben abgebildeten Grafiken beziehen sich auf das Format 120x240 / Las gráficas arriba indicadas se refieren a la medida 120x240.

ATMOSPHERÈS

LUMIÈRE



GRES FINE PORCELLANATO
FINE PORCELAIN STONWARE/GRES CERAME FIN/FEINSTEINZEUG-KOLLEKTIONEN/GRES PORCELANICO FINO
SQUADRATO - SQUARED - EQUARRI - REKTIFIZIERT - ESCUADRADO

6 mm 1/4" ↑↓	COLOR	SURFACE	120x280 47 ^{1/4"} x110 ^{1/4"}	120x240 47 ^{1/4"} x94 ^{1/2"}	120x120 47 ^{1/4"} x47 ^{1/4"}	60x120 23 ^{5/8"} x47 ^{1/4"}
ATMOSPHERÈS	LUMIÈRE	ADOUCI	773417	773422	773425	773427

Le grafiche sopra riportate si riferiscono al formato 120x240 / The above designs refer to size 120x240 cm/Les graphismes indiqués ci-dessus se réfèrent au format 120x240
Die oben abgebildeten Grafiken beziehen sich auf das Format 120x240 / Las gráficas arriba indicadas se refieren a la medida 120x240.

WOODSLATE LIFE

COTTON



GRES FINE PORCELLANATO
FINE PORCELAIN STONWARE/GRES CERAME FIN/FEINSTEINZEUG-KOLLEKTIONEN/GRES PORCELANICO FINO
SQUADRATO - SQUARED - EQUARRI - REKTIFIZIERT - ESCUADRADO

6 mm 1/4" ↑↓	COLOR	SURFACE	120x280 47 ^{1/4"} x110 ^{1/4"}	120x240 47 ^{1/4"} x94 ^{1/2"}	120x120 47 ^{1/4"} x47 ^{1/4"}	60x120 23 ^{5/8"} x47 ^{1/4"}
WOODSLATE LIFE	COTTON	NATURALE/MATTE	776443	776518	776532	776545

Le grafiche sopra riportate si riferiscono al formato 120x280 / The above designs refer to size 120x280 cm/Les graphismes indiqués ci-dessus se réfèrent au format 120x280
Die oben abgebildeten Grafiken beziehen sich auf das Format 120x280 / Las gráficas arriba indicadas se refieren a la medida 120x280.

STONTECH/4.0

STONE_02



GRES FINE PORCELLANATO
FINE PORCELAIN STONWARE/GRES CERAME FIN/FEINSTEINZEUG-KOLLEKTIONEN/GRES PORCELANICO FINO
SQUADRATO - SQUARED - EQUARRI - REKTIFIZIERT - ESCUADRADO

6 mm 1/4" ↑↓	COLOR	SURFACE	120x280 47 ^{1/4"} x94 ^{1/2"}	120x240 47 ^{1/4"} x94 ^{1/2"}	120x120 47 ^{1/4"} x47 ^{1/4"}	60x120 23 ^{5/8"} x47 ^{1/4"}
STONTECH/4.0	STONE_02	NATURALE	761503	761509	761515	761521
		R+PTV	-	762817	762813	-

Le grafiche sopra riportate si riferiscono al formato 120x240 / The above designs refer to size 120x240 cm/Les graphismes indiqués ci-dessus se réfèrent au format 120x240
Die oben abgebildeten Grafiken beziehen sich auf das Format 120x240 / Las gráficas arriba indicadas se refieren a la medida 120x240.

LA ROCHE

LA ROCHE BLANC



GRES FINE PORCELLANATO
FINE PORCELAIN STONWARE/GRES CERAME FIN/FEINSTEINZEUG-KOLLEKTIONEN/GRES PORCELANICO FINO
SQUADRATO - SQUARED - EQUARRI - REKTIFIZIERT - ESCUADRADO

6 mm 1/4" ↑↓	COLOR	SURFACE	120x280 47 ^{1/4"} x110 ^{1/4"}	120x240 47 ^{1/4"} x94 ^{1/2"}	120x120 47 ^{1/4"} x47 ^{1/4"}	60x120 23 ^{5/8"} x47 ^{1/4"}
LA ROCHE	LA ROCHE BLANC	SMOOTH	758829	744488	744493	744498

Le grafiche sopra riportate si riferiscono al formato 120x280 / The above designs refer to size 120x280 cm/Les graphismes indiqués ci-dessus se réfèrent au format 120x280
Die oben abgebildeten Grafiken beziehen sich auf das Format 120x280 / Las gráficas arriba indicadas se refieren a la medida 120x280.

URBAN STYLE

URBAN LIGHT



GRES FINE PORCELLANATO
FINE PORCELAIN STONEWARE/GRES CERAME FIN/FEINSTEINZEUG-KOLLEKTIONEN/GRES PORCELANICO FINO
SQUADRATO - SQUARED - EQUARRI - REKTIFIZIERT - ESCUADRADO

6 mm 1/4" ↑↓	COLOR	SURFACE	120x240 47 ^{1/4} "x94 ^{1/2} "	120x120 47 ^{1/4} "x47 ^{1/4} "	60x120 23 ^{5/8} "x47 ^{1/4} "
URBAN STYLE	URBAN LIGHT	MATTE	757080	757082	757084

Le grafiche sopra riportate si riferiscono al formato 120x240 / The above designs refer to size 120x240 cm/Les graphismes indiqués ci-dessus se réfèrent au format 120x240
Die oben abgebildeten Grafiken beziehen sich auf das Format 120x240 / Las gráficas arriba indicadas se refieren a la medida 120x240.

ROCK SALT

DANISH SMOKE




GRES PORCELLANATO SMALTATO/GLAZED PORCELAIN STONEWARE
GRÈS CÉRAMÉ ÉMAILLÉ/GLASIERTE FEINSTEINZEUG/GRES PORCELÁNICO ESMALTADO
SQUADRATO - SQUARED - EQUARRI - REKTIFIZIERT - ESCUADRADO

6 mm 1/4" ↑↓	COLOR	SURFACE	120x240 47 ^{1/4} "x94 ^{1/2} "	120x120 47 ^{1/4} "x47 ^{1/4} "	60x120 23 ^{5/8} "x47 ^{1/4} "
ROCK SALT	DANISH SMOKE	LUCIDO	766914	766925	766936
		NATURALE	766909	766920	766931

Le grafiche sopra riportate si riferiscono al formato 120x240 / The above designs refer to size 120x240 cm/Les graphismes indiqués ci-dessus se réfèrent au format 120x240
Die oben abgebildeten Grafiken beziehen sich auf das Format 120x240 / Las gráficas arriba indicadas se refieren a la medida 120x240.

S E N S I *Matteo Thun*
DUST IVORY



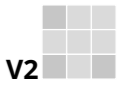
GRES FINE PORCELLANATO
FINE PORCELAIN STONWARE/GRES CERAME FIN/FEINSTEINZEUG-KOLLEKTIONEN/GRES PORCELANICO FINO
SQUADRATO - SQUARED - EQUARRI - REKTIFIZIERT - ESCUADRADO

6 mm $\frac{1}{4}$ "	COLOR	SURFACE	120x280 $47\frac{1}{4}$ "x $110\frac{1}{4}$ "	120x240 $47\frac{1}{4}$ "x $94\frac{1}{2}$ "	120x120 $47\frac{1}{4}$ "x $47\frac{1}{4}$ "	60x120 $23\frac{5}{8}$ "x $47\frac{1}{4}$ "
----------------------	-------	---------	--	---	---	--

S E N S I <i>Matteo Thun</i>		DUST IVORY	MATTE	768603	768578	768553	768618
--	--	------------	-------	--------	--------	--------	--------

Le grafiche sopra riportate si riferiscono al formato 120x240 / The above designs refer to size 120x240 cm / Les graphismes indiqués ci-dessus se réfèrent au format 120x240
Die oben abgebildeten Grafiken beziehen sich auf das Format 120x240 / Las gráficas arriba indicadas se refieren a la medida 120x240.

S E N S I *Matteo Thun*
LITHOS IVORY



GRES FINE PORCELLANATO
FINE PORCELAIN STONWARE/GRES CERAME FIN/FEINSTEINZEUG-KOLLEKTIONEN/GRES PORCELANICO FINO
SQUADRATO - SQUARED - EQUARRI - REKTIFIZIERT - ESCUADRADO

6 mm $\frac{1}{4}$ "	COLOR	SURFACE	120x280 $47\frac{1}{4}$ "x $110\frac{1}{4}$ "	120x240 $47\frac{1}{4}$ "x $94\frac{1}{2}$ "	120x120 $47\frac{1}{4}$ "x $47\frac{1}{4}$ "	60x120 $23\frac{5}{8}$ "x $47\frac{1}{4}$ "
----------------------	-------	---------	--	---	---	--

S E N S I <i>Matteo Thun</i>		LITHOS IVORY	BOCCIARDATO MATTE	768612	768597	768572	768637
--	--	--------------	----------------------	--------	--------	--------	--------

Le grafiche sopra riportate si riferiscono al formato 120x240 / The above designs refer to size 120x240 cm / Les graphismes indiqués ci-dessus se réfèrent au format 120x240
Die oben abgebildeten Grafiken beziehen sich auf das Format 120x240 / Las gráficas arriba indicadas se refieren a la medida 120x240.

S E N S I *Matteo Thun*
SAND IVORY




GRES FINE PORCELLANATO
FINE PORCELAIN STONEWARE/GRES CERAME FIN/FEINSTEINZEUG-KOLLEKTIONEN/GRES PORCELANICO FINO
SQUADRATO - SQUARED - EQUARRI - REKTIFIZIERT - ESCUADRADO

6 mm 1/4" ↓	COLOR	SURFACE	120x240 47 ^{1/4"} x94 ^{1/2"}	120x120 47 ^{1/4"} x47 ^{1/4"}	60x120 23 ^{5/8"} x47 ^{1/4"}
S E N S I <i>Matteo Thun</i>	SAND IVORY	MATTE	768592	768567	768632
		R+PTV	768587	768562	768627

Le grafiche sopra riportate si riferiscono al formato 120x240 / The above designs refer to size 120x240 cm / Les graphismes indiqués ci-dessus se réfèrent au format 120x240
Die oben abgebildeten Grafiken beziehen sich auf das Format 120x240 / Las gráficas arriba indicadas se refieren a la medida 120x240.

S E N S I *Matteo Thun*
SAND IVORY

4 grafiche continue / 4 continuous pattern graphics



6 mm 1/4" ↓	COLOR	SURFACE	160x320 63"x126"
S E N S I <i>Matteo Thun</i>	SAND IVORY	MATTE	777603

Es. posa:

Il disegno riprodotto è indicativo. Come per il materiale naturale la grafica può mostrare discontinuità di vena nel passaggio da una lastra all'altra. Per questo motivo differenze fino a 1,5 cm devono essere considerate come caratteristica del prodotto; non è garantita la sequenza delle facce in fase di approntamento dell'ordine.

Example of installation:

The drawing is indicative. As with natural material, graphics may show vein discontinuities in the transition from one slab to another. For this reason, differences of up to 1.5 cm must be considered as a product characteristic. The sequence of the faces is not guaranteed when placing the order.

Le grafiche sopra riportate si riferiscono al formato 160x320 / The above designs refer to size 160x320 cm / Les graphismes indiqués ci-dessus se réfèrent au format 160x320
Die oben abgebildeten Grafiken beziehen sich auf das Format 160x320 / Las gráficas arriba indicadas se refieren a la medida 160x320.



GRES FINE PORCELLANATO
 FINE PORCELAIN STONEWARE/GRES CERAME FIN/FEINSTEINZEUG-KOLLEKTIONEN/GRES PORCELANICO FINO
 SQUADRATO - SQUARED - EQUARRI - REKTIFIZIERT - ESCUADRADO

6 mm 1/4" ↑↓	COLOR	SURFACE	120x280	120x240	120x120	60x120
			47 ^{1/4"} x110 ^{1/4"}	47 ^{1/4"} x94 ^{1/2"}	47 ^{1/4"} x47 ^{1/4"}	23 ^{5/8"} x47 ^{1/4"}

S E N S I <i>Matteo Thun</i>		FOSSIL IVORY	MATTE	768604	768579	768554	768619
---------------------------------	--	--------------	-------	--------	--------	--------	--------

Le grafiche sopra riportate si riferiscono al formato 120x240 / The above designs refer to size 120x240 cm / Les graphismes indiqués ci-dessus se réfèrent au format 120x240
 Die oben abgebildeten Grafiken beziehen sich auf das Format 120x240 / Las gráficas arriba indicadas se refieren a la medida 120x240.



GRES FINE PORCELLANATO
 FINE PORCELAIN STONEWARE/GRES CERAME FIN/FEINSTEINZEUG-KOLLEKTIONEN/GRES PORCELANICO FINO
 SQUADRATO - SQUARED - EQUARRI - REKTIFIZIERT - ESCUADRADO

6 mm 1/4" ↑↓	COLOR	SURFACE	120x240	120x120	60x120
			47 ^{1/4"} x94 ^{1/2"}	47 ^{1/4"} x47 ^{1/4"}	23 ^{5/8"} x47 ^{1/4"}

ARDOISE		ECRU	MATTE	745921	745925	757829
---------	--	------	-------	--------	--------	--------

Le grafiche sopra riportate si riferiscono al formato 120x240 / The above designs refer to size 120x240 cm / Les graphismes indiqués ci-dessus se réfèrent au format 120x240
 Die oben abgebildeten Grafiken beziehen sich auf das Format 120x240 / Las gráficas arriba indicadas se refieren a la medida 120x240.

PLIMATECH

PLIMABEIGE/01




GRES FINE PORCELLANATO
FINE PORCELAIN STONEWARE/GRES CERAME FIN/FEINSTEINZEUG-KOLLEKTIONEN/GRES PORCELANICO FINO
SQUADRATO - SQUARED - EQUARRI - REKTIFIZIERT - ESCUADRADO

6 mm 1/4" ↑↓	COLOR	SURFACE	120x280 47 11/16" x 110 1/4"	120x240 47 11/16" x 94 1/2"	120x120 47 11/16" x 47 11/16"	60x120 23 5/8" x 47 11/16"
PLIMATECH	PLIMABEIGE/01	NATURALE/MATTE	776414	776552	776561	776580

Le grafiche sopra riportate si riferiscono al formato 120x280 / The above designs refer to size 120x280 cm / Les graphismes indiqués ci-dessus se réfèrent au format 120x280
Die oben abgebildeten Grafiken beziehen sich auf das Format 120x280 / Las gráficas arriba indicadas se refieren a la medida 120x280.

PLIMATECH

PLIMABEIGE/02




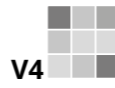
GRES FINE PORCELLANATO
FINE PORCELAIN STONEWARE/GRES CERAME FIN/FEINSTEINZEUG-KOLLEKTIONEN/GRES PORCELANICO FINO
SQUADRATO - SQUARED - EQUARRI - REKTIFIZIERT - ESCUADRADO

6 mm 1/4" ↑↓	COLOR	SURFACE	120x280 47 11/16" x 110 1/4"	120x240 47 11/16" x 94 1/2"	120x120 47 11/16" x 47 11/16"	60x120 23 5/8" x 47 11/16"
PLIMATECH	PLIMABEIGE/02	NATURALE/MATTE	776415	776553	776562	776581

Le grafiche sopra riportate si riferiscono al formato 120x280 / The above designs refer to size 120x280 cm / Les graphismes indiqués ci-dessus se réfèrent au format 120x280
Die oben abgebildeten Grafiken beziehen sich auf das Format 120x280 / Las gráficas arriba indicadas se refieren a la medida 120x280.

PLIMATECH

PLIMABEIGE/03



GRES FINE PORCELLANATO
FINE PORCELAIN STONWARE/GRES CERAME FIN/FEINSTEINZEUG-KOLLEKTIONEN/GRES PORCELANICO FINO
SQUADRATO - SQUARED - EQUARRI - REKTIFIZIERT - ESCUADRADO

6 mm $\frac{1}{4}$ "	COLOR	SURFACE	120x280 $47\frac{1}{4}$ "x $110\frac{1}{4}$ "	120x240 $47\frac{1}{4}$ "x $94\frac{1}{2}$ "	120x120 $47\frac{1}{4}$ "x $47\frac{1}{4}$ "	60x120 $23\frac{5}{8}$ "x $47\frac{1}{4}$ "
PLIMATECH	PLIMABEIGE/03	NATURALE/MATTE	776416	776554	776563	776582

Le grafiche sopra riportate si riferiscono al formato 120x280 / The above designs refer to size 120x280 cm / Les graphismes indiqués ci-dessus se réfèrent au format 120x280
Die oben abgebildeten Grafiken beziehen sich auf das Format 120x280 / Las gráficas arriba indicadas se refieren a la medida 120x280.

LA ROCHE

LA ROCHE ECRU



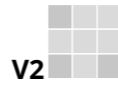
GRES FINE PORCELLANATO
FINE PORCELAIN STONWARE/GRES CERAME FIN/FEINSTEINZEUG-KOLLEKTIONEN/GRES PORCELANICO FINO
SQUADRATO - SQUARED - EQUARRI - REKTIFIZIERT - ESCUADRADO

6 mm $\frac{1}{4}$ "	COLOR	SURFACE	120x280 $47\frac{1}{4}$ "x $110\frac{1}{4}$ "	120x240 $47\frac{1}{4}$ "x $94\frac{1}{2}$ "	120x120 $47\frac{1}{4}$ "x $47\frac{1}{4}$ "	60x120 $23\frac{5}{8}$ "x $47\frac{1}{4}$ "
LA ROCHE	LA ROCHE ECRU	SMOOTH	758831	744490	744495	744500

Le grafiche sopra riportate si riferiscono al formato 120x240 / The above designs refer to size 120x240 cm / Les graphismes indiqués ci-dessus se réfèrent au format 120x240
Die oben abgebildeten Grafiken beziehen sich auf das Format 120x240 / Las gráficas arriba indicadas se refieren a la medida 120x240.

S E N S I *Matteo Thun*

DUST TAUPE



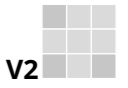
GRES FINE PORCELLANATO
FINE PORCELAIN STONWARE/GRES CERAME FIN/FEINSTEINZEUG-KOLLEKTIONEN/GRES PORCELANICO FINO
SQUADRATO - SQUARED - EQUARRI - REKTIFIZIERT - ESCUADRADO

6 mm $\frac{1}{4}$ " \updownarrow	COLOR	SURFACE	120x280 $47\frac{1}{4}$ "x $110\frac{1}{4}$ "	120x240 $47\frac{1}{4}$ "x $94\frac{1}{2}$ "	120x120 $47\frac{1}{4}$ "x $47\frac{1}{4}$ "	60x120 $23\frac{5}{8}$ "x $47\frac{1}{4}$ "
S E N S I <i>Matteo Thun</i>	DUST TAUPE	MATTE	768607	768582	768557	768622

Le grafiche sopra riportate si riferiscono al formato 120x240 / The above designs refer to size 120x240 cm / Les graphismes indiqués ci-dessus se réfèrent au format 120x240
Die oben abgebildeten Grafiken beziehen sich auf das Format 120x240 / Las gráficas arriba indicadas se refieren a la medida 120x240.

S E N S I *Matteo Thun*

LITHOS TAUPE



GRES FINE PORCELLANATO
FINE PORCELAIN STONWARE/GRES CERAME FIN/FEINSTEINZEUG-KOLLEKTIONEN/GRES PORCELANICO FINO
SQUADRATO - SQUARED - EQUARRI - REKTIFIZIERT - ESCUADRADO

6 mm $\frac{1}{4}$ " \updownarrow	COLOR	SURFACE	120x280 $47\frac{1}{4}$ "x $110\frac{1}{4}$ "	120x240 $47\frac{1}{4}$ "x $94\frac{1}{2}$ "	120x120 $47\frac{1}{4}$ "x $47\frac{1}{4}$ "	60x120 $23\frac{5}{8}$ "x $47\frac{1}{4}$ "
S E N S I <i>Matteo Thun</i>	LITHOS TAUPE	BOCCIARDATO MATTE	768614	768599	768574	768639

Le grafiche sopra riportate si riferiscono al formato 120x240 / The above designs refer to size 120x240 cm / Les graphismes indiqués ci-dessus se réfèrent au format 120x240
Die oben abgebildeten Grafiken beziehen sich auf das Format 120x240 / Las gráficas arriba indicadas se refieren a la medida 120x240.

S E N S I *Matteo Thun*

SAND TAUPE



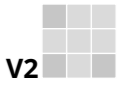
GRES FINE PORCELLANATO
FINE PORCELAIN STONEWARE/GRES CERAME FIN/FEINSTEINZEUG-KOLLEKTIONEN/GRES PORCELANICO FINO
SQUADRATO - SQUARED - EQUARRI - REKTIFIZIERT - ESCUADRADO

6 mm $\frac{1}{4}$ "	COLOR	SURFACE	120x240 $47\frac{1}{4}$ "x94 $\frac{1}{2}$ "	120x120 $47\frac{1}{4}$ "x47 $\frac{1}{4}$ "	60x120 $23\frac{5}{8}$ "x47 $\frac{1}{4}$ "
S E N S I <i>Matteo Thun</i>	SAND TAUPE	MATTE	768594	768569	768634
		R+PTV	768589	768564	768629

Le grafiche sopra riportate si riferiscono al formato 120x240 / The above designs refer to size 120x240 cm / Les graphismes indiqués ci-dessus se réfèrent au format 120x240
Die oben abgebildeten Grafiken beziehen sich auf das Format 120x240 / Las gráficas arriba indicadas se refieren a la medida 120x240.

S E N S I *Matteo Thun*

FOSSIL TAUPE



GRES FINE PORCELLANATO
FINE PORCELAIN STONEWARE/GRES CERAME FIN/FEINSTEINZEUG-KOLLEKTIONEN/GRES PORCELANICO FINO
SQUADRATO - SQUARED - EQUARRI - REKTIFIZIERT - ESCUADRADO

6 mm $\frac{1}{4}$ "	COLOR	SURFACE	120x280 $47\frac{1}{4}$ "x110 $\frac{1}{4}$ "	120x240 $47\frac{1}{4}$ "x94 $\frac{1}{2}$ "	120x120 $47\frac{1}{4}$ "x47 $\frac{1}{4}$ "	60x120 $23\frac{5}{8}$ "x47 $\frac{1}{4}$ "
S E N S I <i>Matteo Thun</i>	FOSSIL TAUPE	MATTE	768608	768583	768558	768623

Le grafiche sopra riportate si riferiscono al formato 120x240 / The above designs refer to size 120x240 cm / Les graphismes indiqués ci-dessus se réfèrent au format 120x240
Die oben abgebildeten Grafiken beziehen sich auf das Format 120x240 / Las gráficas arriba indicadas se refieren a la medida 120x240.

WOODSLATE LIFE

DOVE



GRES FINE PORCELLANATO
FINE PORCELAIN STONWARE/GRES CERAME FIN/FEINSTEINZEUG-KOLLEKTIONEN/GRES PORCELANICO FINO
SQUADRATO - SQUARED - EQUARRI - REKTIFIZIERT - ESCUADRADO

6 mm 1/4" ↑↓	COLOR	SURFACE	120x280 47 1/4" x 110 1/4"	120x240 47 1/4" x 94 1/2"	120x120 47 1/4" x 47 1/4"	60x120 23 5/8" x 47 1/4"
WOODSLATE LIFE	DOVE	NATURALE/MATTE	776444	776521	776534	776546

Le grafiche sopra riportate si riferiscono al formato 120x280 / The above designs refer to size 120x280 cm / Les graphismes indiqués ci-dessus se réfèrent au format 120x280
Die oben abgebildeten Grafiken beziehen sich auf das Format 120x280 / Las gráficas arriba indicadas se refieren a la medida 120x280.

ARDOISE

GRIS



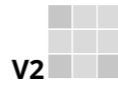
GRES FINE PORCELLANATO
FINE PORCELAIN STONWARE/GRES CERAME FIN/FEINSTEINZEUG-KOLLEKTIONEN/GRES PORCELANICO FINO
SQUADRATO - SQUARED - EQUARRI - REKTIFIZIERT - ESCUADRADO

6 mm 1/4" ↑↓	COLOR	SURFACE	120x240 47 1/4" x 94 1/2"	120x120 47 1/4" x 47 1/4"	60x120 23 5/8" x 47 1/4"
ARDOISE	GRIS	MATTE	745922	745926	757830

Le grafiche sopra riportate si riferiscono al formato 120x240 / The above designs refer to size 120x240 cm / Les graphismes indiqués ci-dessus se réfèrent au format 120x240
Die oben abgebildeten Grafiken beziehen sich auf das Format 120x240 / Las gráficas arriba indicadas se refieren a la medida 120x240.

S E N S I *Matteo Thun*

DUST BROWN



GRES FINE PORCELLANATO
FINE PORCELAIN STONWARE/GRES CERAME FIN/FEINSTEINZEUG-KOLLEKTIONEN/GRES PORCELANICO FINO
SQUADRATO - SQUARED - EQUARRI - REKTIFIZIERT - ESCUADRADO

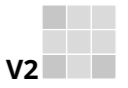
6 mm $\frac{1}{4}$ "	COLOR	SURFACE	120x280 47 $\frac{1}{4}$ "x110 $\frac{1}{4}$ "	120x240 47 $\frac{1}{4}$ "x94 $\frac{1}{2}$ "	120x120 47 $\frac{1}{4}$ "x47 $\frac{1}{4}$ "	60x120 23 $\frac{5}{8}$ "x47 $\frac{1}{4}$ "
----------------------	-------	---------	--	---	---	--

S E N S I <i>Matteo Thun</i>		DUST BROWN	MATTE	768609	768584	768559	768624
---------------------------------	--	------------	-------	--------	--------	--------	--------

Le grafiche sopra riportate si riferiscono al formato 120x240 / The above designs refer to size 120x240 cm / Les graphismes indiqués ci-dessus se réfèrent au format 120x240
Die oben abgebildeten Grafiken beziehen sich auf das Format 120x240 / Las gráficas arriba indicadas se refieren a la medida 120x240.

S E N S I *Matteo Thun*

LITHOS BROWN



GRES FINE PORCELLANATO
FINE PORCELAIN STONWARE/GRES CERAME FIN/FEINSTEINZEUG-KOLLEKTIONEN/GRES PORCELANICO FINO
SQUADRATO - SQUARED - EQUARRI - REKTIFIZIERT - ESCUADRADO

6 mm $\frac{1}{4}$ "	COLOR	SURFACE	120x280 47 $\frac{1}{4}$ "x110 $\frac{1}{4}$ "	120x240 47 $\frac{1}{4}$ "x94 $\frac{1}{2}$ "	120x120 47 $\frac{1}{4}$ "x47 $\frac{1}{4}$ "	60x120 23 $\frac{5}{8}$ "x47 $\frac{1}{4}$ "
----------------------	-------	---------	--	---	---	--

S E N S I <i>Matteo Thun</i>		LITHOS BROWN	BOCCIARDATO MATTE	768615	768600	768575	768640
---------------------------------	--	--------------	----------------------	--------	--------	--------	--------

Le grafiche sopra riportate si riferiscono al formato 120x240 / The above designs refer to size 120x240 cm / Les graphismes indiqués ci-dessus se réfèrent au format 120x240
Die oben abgebildeten Grafiken beziehen sich auf das Format 120x240 / Las gráficas arriba indicadas se refieren a la medida 120x240.

STONE

S E N S I *Matteo Thun*

SAND BROWN



GRES FINE PORCELLANATO
FINE PORCELAIN STONEWARE/GRES CERAME FIN/FEINSTEINZEUG-KOLLEKTIONEN/GRES PORCELANICO FINO
SQUADRATO - SQUARED - EQUARRI - REKTIFIZIERT - ESCUADRADO


6 mm 1/4" ↓	COLOR	SURFACE	120x240 47 ^{1/4"} x94 ^{1/2"}	120x120 47 ^{1/4"} x47 ^{1/4"}	60x120 23 ^{5/8"} x47 ^{1/4"}
	SAND BROWN	MATTE	768595	768570	768635
		R+PTV	768590	768565	768630

Le grafiche sopra riportate si riferiscono al formato 120x240 / The above designs refer to size 120x240 cm / Les graphismes indiqués ci-dessus se réfèrent au format 120x240
Die oben abgebildeten Grafiken beziehen sich auf das Format 120x240 / Las gráficas arriba indicadas se refieren a la medida 120x240.

S E N S I *Matteo Thun*

SAND BROWN

4 grafiche continue / 4 continuous pattern graphics



6 mm 1/4" ↓	COLOR	SURFACE	160x320 63"x126"
	SAND BROWN	MATTE	777601

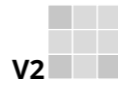
Es. posa:

Il disegno riprodotto è indicativo. Come per il materiale naturale la grafica può mostrare discontinuità di vena nel passaggio da una lastra all'altra. Per questo motivo differenze fino a 1,5 cm devono essere considerate come caratteristica del prodotto; non è garantita la sequenza delle facce in fase di approntamento dell'ordine.

Example of installation:

The drawing is indicative. As with natural material, graphics may show vein discontinuities in the transition from one slab to another. For this reason, differences of up to 1.5 cm must be considered as a product characteristic. The sequence of the faces is not guaranteed when placing the order.

Le grafiche sopra riportate si riferiscono al formato 160x320 / The above designs refer to size 160x320 cm / Les graphismes indiqués ci-dessus se réfèrent au format 160x320
Die oben abgebildeten Grafiken beziehen sich auf das Format 160x320 / Las gráficas arriba indicadas se refieren a la medida 160x320.



GRES FINE PORCELLANATO
FINE PORCELAIN STONWARE/GRES CERAME FIN/FEINSTEINZEUG-KOLLEKTIONEN/GRES PORCELANICO FINO
SQUADRATO - SQUARED - EQUARRI - REKTIFIZIERT - ESCUADRADO

6 mm 1/4" ↑↓	COLOR	SURFACE	120x280	120x240	120x120	60x120
			47 1/4" x 110 1/4"	47 1/4" x 94 1/2"	47 1/4" x 47 1/4"	23 5/8" x 47 1/4"

S E N S I <i>Matteo Thun</i>		FOSSIL BROWN	MATTE	768610	768585	768560	768625

Le grafiche sopra riportate si riferiscono al formato 120x240 / The above designs refer to size 120x240 cm / Les graphismes indiqués ci-dessus se réfèrent au format 120x240
Die oben abgebildeten Grafiken beziehen sich auf das Format 120x240 / Las gráficas arriba indicadas se refieren a la medida 120x240.



GRES FINE PORCELLANATO
FINE PORCELAIN STONWARE/GRES CERAME FIN/FEINSTEINZEUG-KOLLEKTIONEN/GRES PORCELANICO FINO
SQUADRATO - SQUARED - EQUARRI - REKTIFIZIERT - ESCUADRADO


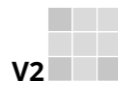
6 mm 1/4" ↑↓	COLOR	SURFACE	120x280	120x240	120x120	60x120
			47 1/4" x 110 1/4"	47 1/4" x 94 1/2"	47 1/4" x 47 1/4"	23 5/8" x 47 1/4"

WOODSLATE LIFE		STORM	NATURALE/MATTE	776447	776530	776543	776547

Le grafiche sopra riportate si riferiscono al formato 120x280 / The above designs refer to size 120x280 cm / Les graphismes indiqués ci-dessus se réfèrent au format 120x280
Die oben abgebildeten Grafiken beziehen sich auf das Format 120x280 / Las gráficas arriba indicadas se refieren a la medida 120x280.

ATMOSPHERÈS

OMBRE



GRES FINE PORCELLANATO
FINE PORCELAIN STONWARE/GRES CERAME FIN/FEINSTEINZEUG-KOLLEKTIONEN/GRES PORCELANICO FINO
SQUADRATO - SQUARED - EQUARRI - REKTIFIZIERT - ESCUADRADO

6 mm 1/4" ↑↓	COLOR	SURFACE	120x280 47 ^{1/4"} x110 ^{1/4"}	120x240 47 ^{1/4"} x94 ^{1/2"}	120x120 47 ^{1/4"} x47 ^{1/4"}	60x120 23 ^{5/8"} x47 ^{1/4"}
ATMOSPHERÈS	OMBRE	ADOUCI	773409	773414	773415	773416

Le grafiche sopra riportate si riferiscono al formato 120x240 / The above designs refer to size 120x240 cm / Les graphismes indiqués ci-dessus se réfèrent au format 120x240
Die oben abgebildeten Grafiken beziehen sich auf das Format 120x240 / Las gráficas arriba indicadas se refieren a la medida 120x240.

URBAN STYLE

URBAN PLOMB



GRES FINE PORCELLANATO
FINE PORCELAIN STONWARE/GRES CERAME FIN/FEINSTEINZEUG-KOLLEKTIONEN/GRES PORCELANICO FINO
SQUADRATO - SQUARED - EQUARRI - REKTIFIZIERT - ESCUADRADO

6 mm 1/4" ↑↓	COLOR	SURFACE	120x240 47 ^{1/4"} x94 ^{1/2"}	120x120 47 ^{1/4"} x47 ^{1/4"}	60x120 23 ^{5/8"} x47 ^{1/4"}
URBAN STYLE	URBAN PLOMB	MATTE	757079	757081	757083

Le grafiche sopra riportate si riferiscono al formato 120x240 / The above designs refer to size 120x240 cm / Les graphismes indiqués ci-dessus se réfèrent au format 120x240
Die oben abgebildeten Grafiken beziehen sich auf das Format 120x240 / Las gráficas arriba indicadas se refieren a la medida 120x240.

LA ROCHE

LA ROCHE GREY



GRES FINE PORCELLANATO
FINE PORCELAIN STONEWARE/GRES CERAME FIN/FEINSTEINZEUG-KOLLEKTIONEN/GRES PORCELANICO FINO
SQUADRATO - SQUARED - EQUARRI - REKTIFIZIERT - ESCUADRADO

6 mm 1/4" ↑	COLOR	SURFACE	120x280 47 ^{1/4} "x110 ^{1/4} "	120x240 47 ^{1/4} "x94 ^{1/2} "	120x120 47 ^{1/4} "x47 ^{1/4} "	60x120 23 ^{5/8} "x47 ^{1/4} "
LA ROCHE	LA ROCHE GREY	SMOOTH	758830	744489	744494	744499

Le grafiche sopra riportate si riferiscono al formato 120x280 / The above designs refer to size 120x280 cm / Les graphismes indiqués ci-dessus se réfèrent au format 120x280
Die oben abgebildeten Grafiken beziehen sich auf das Format 120x280 / Las gráficas arriba indicadas se refieren a la medida 120x280.

ROCK SALT

MAUI GREEN



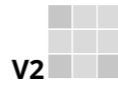
GRES PORCELLANATO SMALTATO/GLAZED PORCELAIN STONEWARE
GRÈS CÉRAMÉ ÉMAILLÉ/GLASIERTE FEINSTEINZEUG/GRES PORCELÁNICO ESMALTADO
SQUADRATO - SQUARED - EQUARRI - REKTIFIZIERT - ESCUADRADO

6 mm 1/4" ↑	COLOR	SURFACE	120x240 47 ^{1/4} "x94 ^{1/2} "	120x120 47 ^{1/4} "x47 ^{1/4} "	60x120 23 ^{5/8} "x47 ^{1/4} "
ROCK SALT	MAUI GREEN	LUCIDO	766915	766927	766937
		NATURALE	766910	766921	766932

Le grafiche sopra riportate si riferiscono al formato 120x240 / The above designs refer to size 120x240 cm / Les graphismes indiqués ci-dessus se réfèrent au format 120x240
Die oben abgebildeten Grafiken beziehen sich auf das Format 120x240 / Las gráficas arriba indicadas se refieren a la medida 120x240.

STONTECH/4.0

STONE_03



GRES FINE PORCELLANATO
FINE PORCELAIN STONWARE/GRES CERAME FIN/FEINSTEINZEUG-KOLLEKTIONEN/GRES PORCELANICO FINO
SQUADRATO - SQUARED - EQUARRI - REKTIFIZIERT - ESCUADRADO

6 mm 1/4" ↑↓	COLOR	SURFACE	120x280	120x240	120x120	60x120
			47 ^{11/16"} x94 ^{1/2"}	47 ^{1/16"} x94 ^{1/2"}	47 ^{1/16"} x47 ^{1/16"}	23 ^{5/8"} x47 ^{1/16"}
STONTECH/4.0	STONE_03	NATURALE	761504	761510	761516	761522
		R+PTV	-	762818	762814	-

Le grafiche sopra riportate si riferiscono al formato 120x240 / The above designs refer to size 120x240 cm / Les graphismes indiqués ci-dessus se réfèrent au format 120x240
Die oben abgebildeten Grafiken beziehen sich auf das Format 120x240 / Las gráficas arriba indicadas se refieren a la medida 120x240.

PLIMATECH

PLIMAGRAY/01



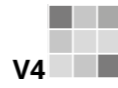
GRES FINE PORCELLANATO
FINE PORCELAIN STONWARE/GRES CERAME FIN/FEINSTEINZEUG-KOLLEKTIONEN/GRES PORCELANICO FINO
SQUADRATO - SQUARED - EQUARRI - REKTIFIZIERT - ESCUADRADO

6 mm 1/4" ↑↓	COLOR	SURFACE	120x280	120x240	120x120	60x120
			47 ^{11/16"} x110 ^{1/16"}	47 ^{1/16"} x94 ^{1/2"}	47 ^{1/16"} x47 ^{1/16"}	23 ^{5/8"} x47 ^{1/16"}
PLIMATECH	PLIMAGRAY/01	NATURALE/MATTE	776417	776555	776565	776583

Le grafiche sopra riportate si riferiscono al formato 120x280 / The above designs refer to size 120x280 cm / Les graphismes indiqués ci-dessus se réfèrent au format 120x280
Die oben abgebildeten Grafiken beziehen sich auf das Format 120x280 / Las gráficas arriba indicadas se refieren a la medida 120x280.

PLIMATECH

PLIMAGRAY/02




GRES FINE PORCELLANATO
FINE PORCELAIN STONWARE/GRES CERAME FIN/FEINSTEINZEUG-KOLLEKTIONEN/GRES PORCELANICO FINO
SQUADRATO - SQUARED - EQUARRI - REKTIFIZIERT - ESCUADRADO

6 mm 1/4" ↑ ↓	COLOR	SURFACE	120x280 47 1/4" x 110 1/4"	120x240 47 1/4" x 94 1/2"	120x120 47 1/4" x 47 1/4"	60x120 23 5/8" x 47 1/4"
PLIMATECH	PLIMAGRAY/02	NATURALE/MATTE	776418	776556	776567	776584

Le grafiche sopra riportate si riferiscono al formato 120x280 / The above designs refer to size 120x280 cm / Les graphismes indiqués ci-dessus se réfèrent au format 120x280
Die oben abgebildeten Grafiken beziehen sich auf das Format 120x280 / Las gráficas arriba indicadas se refieren a la medida 120x280.

PLIMATECH

PLIMAGRAY/03




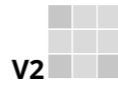
GRES FINE PORCELLANATO
FINE PORCELAIN STONWARE/GRES CERAME FIN/FEINSTEINZEUG-KOLLEKTIONEN/GRES PORCELANICO FINO
SQUADRATO - SQUARED - EQUARRI - REKTIFIZIERT - ESCUADRADO

6 mm 1/4" ↑ ↓	COLOR	SURFACE	120x280 47 1/4" x 110 1/4"	120x240 47 1/4" x 94 1/2"	120x120 47 1/4" x 47 1/4"	60x120 23 5/8" x 47 1/4"
PLIMATECH	PLIMAGRAY/03	NATURALE/MATTE	776419	776557	776568	776585

Le grafiche sopra riportate si riferiscono al formato 120x280 / The above designs refer to size 120x280 cm / Les graphismes indiqués ci-dessus se réfèrent au format 120x280
Die oben abgebildeten Grafiken beziehen sich auf das Format 120x280 / Las gráficas arriba indicadas se refieren a la medida 120x280.

S E N S I *Matteo Thun*

DUST GREY



GRES FINE PORCELLANATO
FINE PORCELAIN STONWARE/GRES CERAME FIN/FEINSTEINZEUG-KOLLEKTIONEN/GRES PORCELANICO FINO
SQUADRATO - SQUARED - EQUARRI - REKTIFIZIERT - ESCUADRADO

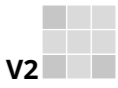
6 mm $\frac{1}{4}$ "	COLOR	SURFACE	120x280 47 $\frac{1}{4}$ "x110 $\frac{1}{4}$ "	120x240 47 $\frac{1}{4}$ "x94 $\frac{1}{2}$ "	120x120 47 $\frac{1}{4}$ "x47 $\frac{1}{4}$ "	60x120 23 $\frac{5}{8}$ "x47 $\frac{1}{4}$ "
----------------------	-------	---------	--	---	---	--

S E N S I <i>Matteo Thun</i>	DUST GREY	MATTE	768605	768580	768555	768620
------------------------------	-----------	-------	--------	--------	--------	--------

Le grafiche sopra riportate si riferiscono al formato 120x240 / The above designs refer to size 120x240 cm / Les graphismes indiqués ci-dessus se réfèrent au format 120x240
Die oben abgebildeten Grafiken beziehen sich auf das Format 120x240 / Las gráficas arriba indicadas se refieren a la medida 120x240.

S E N S I *Matteo Thun*

LITHOS GREY



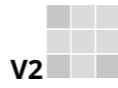
GRES FINE PORCELLANATO
FINE PORCELAIN STONWARE/GRES CERAME FIN/FEINSTEINZEUG-KOLLEKTIONEN/GRES PORCELANICO FINO
SQUADRATO - SQUARED - EQUARRI - REKTIFIZIERT - ESCUADRADO

6 mm $\frac{1}{4}$ "	COLOR	SURFACE	120x280 47 $\frac{1}{4}$ "x110 $\frac{1}{4}$ "	120x240 47 $\frac{1}{4}$ "x94 $\frac{1}{2}$ "	120x120 47 $\frac{1}{4}$ "x47 $\frac{1}{4}$ "	60x120 23 $\frac{5}{8}$ "x47 $\frac{1}{4}$ "
----------------------	-------	---------	--	---	---	--

S E N S I <i>Matteo Thun</i>	LITHOS GREY	BOCCIARDATO MATTE	768613	768598	768573	768638
------------------------------	-------------	----------------------	--------	--------	--------	--------

Le grafiche sopra riportate si riferiscono al formato 120x240 / The above designs refer to size 120x240 cm / Les graphismes indiqués ci-dessus se réfèrent au format 120x240
Die oben abgebildeten Grafiken beziehen sich auf das Format 120x240 / Las gráficas arriba indicadas se refieren a la medida 120x240.

S E N S I *Matteo Thun*
SAND GREY




GRES FINE PORCELLANATO
FINE PORCELAIN STONEWARE/GRES CERAME FIN/FEINSTEINZEUG-KOLLEKTIONEN/GRES PORCELANICO FINO
SQUADRATO - SQUARED - EQUARRI - REKTIFIZIERT - ESCUADRADO

6 mm 1/4" ↓	COLOR	SURFACE	120x240 47 ^{1/4"} x94 ^{1/2"}	120x120 47 ^{1/4"} x47 ^{1/4"}	60x120 23 ^{5/8"} x47 ^{1/4"}
S E N S I <i>Matteo Thun</i>	SAND GREY	MATTE	768593	768568	768633
		R+PTV	768588	768563	768628

Le grafiche sopra riportate si riferiscono al formato 120x240 / The above designs refer to size 120x240 cm / Les graphismes indiqués ci-dessus se réfèrent au format 120x240
Die oben abgebildeten Grafiken beziehen sich auf das Format 120x240 / Las gráficas arriba indicadas se refieren a la medida 120x240.

S E N S I *Matteo Thun*
SAND GREY

4 grafiche continue / 4 continuous pattern graphics



6 mm 1/4" ↓	COLOR	SURFACE	160x320 63"x126"
S E N S I <i>Matteo Thun</i>	SAND GREY	MATTE	777602

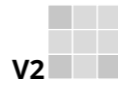
Es. posa:

Il disegno riprodotto è indicativo. Come per il materiale naturale la grafica può mostrare discontinuità di vena nel passaggio da una lastra all'altra. Per questo motivo differenze fino a 1,5 cm devono essere considerate come caratteristica del prodotto; non è garantita la sequenza delle facce in fase di approntamento dell'ordine.

Example of installation:

The drawing is indicative. As with natural material, graphics may show vein discontinuities in the transition from one slab to another. For this reason, differences of up to 1.5 cm must be considered as a product characteristic. The sequence of the faces is not guaranteed when placing the order.

Le grafiche sopra riportate si riferiscono al formato 160x320 / The above designs refer to size 160x320 cm / Les graphismes indiqués ci-dessus se réfèrent au format 160x320
Die oben abgebildeten Grafiken beziehen sich auf das Format 160x320 / Las gráficas arriba indicadas se refieren a la medida 160x320.



GRES FINE PORCELLANATO
FINE PORCELAIN STONWARE/GRES CERAME FIN/FEINSTEINZEUG-KOLLEKTIONEN/GRES PORCELANICO FINO
SQUADRATO - SQUARED - EQUARRI - REKTIFIZIERT - ESCUADRADO

6 mm 1/4" ↑ ↓	COLOR	SURFACE	120x280 47 1/4" x 110 1/4"	120x240 47 1/4" x 94 1/2"	120x120 47 1/4" x 47 1/4"	60x120 23 5/8" x 47 1/4"
S E N S I <i>Matteo Thun</i>	FOSSIL GREY	MATTE	768606	768581	768556	768621

Le grafiche sopra riportate si riferiscono al formato 120x240 / The above designs refer to size 120x240 cm / Les graphismes indiqués ci-dessus se réfèrent au format 120x240
Die oben abgebildeten Grafiken beziehen sich auf das Format 120x240 / Las gráficas arriba indicadas se refieren a la medida 120x240.



GRES PORCELLANATO SMALTATO/GLAZED PORCELAIN STONWARE
GRÈS CÉRAMÉ ÉMAILLÉ/GLASIERTE FEINSTEINZEUG/GRES PORCELÁNICO ESMALTADO
SQUADRATO - SQUARED - EQUARRI - REKTIFIZIERT - ESCUADRADO

6 mm 1/4" ↑ ↓	COLOR	SURFACE	120x240 47 1/4" x 94 1/2"	120x120 47 1/4" x 47 1/4"	60x120 23 5/8" x 47 1/4"
ROCK SALT	CELTIC GREY	LUCIDO	766913	766924	766935
		NATURALE	766908	766919	766930

Le grafiche sopra riportate si riferiscono al formato 120x240 / The above designs refer to size 120x240 cm / Les graphismes indiqués ci-dessus se réfèrent au format 120x240
Die oben abgebildeten Grafiken beziehen sich auf das Format 120x240 / Las gráficas arriba indicadas se refieren a la medida 120x240.

WOODSLATE LIFE

BARK



GRES FINE PORCELLANATO
FINE PORCELAIN STONEWARE/GRES CERAME FIN/FEINSTEINZEUG-KOLLEKTIONEN/GRES PORCELANICO FINO
SQUADRATO - SQUARED - EQUARRI - REKTIFIZIERT - ESCUADRADO

6 mm 1/4" ↑↓	COLOR	SURFACE	120x280 47 1/4" x 110 1/4"	120x240 47 1/4" x 94 1/2"	120x120 47 1/4" x 47 1/4"	60x120 23 5/8" x 47 1/4"
WOODSLATE LIFE	BARK	NATURALE/MATTE	776445	776531	776544	776548

Le grafiche sopra riportate si riferiscono al formato 120x280 / The above designs refer to size 120x280 cm / Les graphismes indiqués ci-dessus se réfèrent au format 120x280
Die oben abgebildeten Grafiken beziehen sich auf das Format 120x280 / Las gráficas arriba indicadas se refieren a la medida 120x280.

ARDOISE

NOIR



GRES FINE PORCELLANATO
FINE PORCELAIN STONEWARE/GRES CERAME FIN/FEINSTEINZEUG-KOLLEKTIONEN/GRES PORCELANICO FINO
SQUADRATO - SQUARED - EQUARRI - REKTIFIZIERT - ESCUADRADO

6 mm 1/4" ↑↓	COLOR	SURFACE	120x240 47 1/4" x 94 1/2"	120x120 47 1/4" x 47 1/4"	60x120 23 5/8" x 47 1/4"
ARDOISE	NOIR	MATTE	745923	745927	757831

Le grafiche sopra riportate si riferiscono al formato 120x240 / The above designs refer to size 120x240 cm / Les graphismes indiqués ci-dessus se réfèrent au format 120x240
Die oben abgebildeten Grafiken beziehen sich auf das Format 120x240 / Las gráficas arriba indicadas se refieren a la medida 120x240.

PEZZI SPECIALI

SPECIAL TRIMS/PIÈCES SPÉCIALES/FORMSTÜCKE/PIEZAS ESPECIALES

6 mm 1/4" ↓				30x30 1 1/4" x 1 1/4"	30x30 1 1/4" x 1 1/4"	30x30 1 1/4" x 1 1/4"	4,6x60 1 4/5" x 23 5/8"
		COLOR	SURFACE	mosaico tessere 7,5x7,5	muretto tessere 7,5x15	mosaico tessere 1,5x3	battiscopa
ARDOISE		BLANC	MATTE	747759	747789	747812	-
		ECRU	MATTE	747760	747790	747813	-
		GRIS	MATTE	747761	747791	747814	-
		NOIR	MATTE	747762	747792	747815	-
ROCK SALT		WHITE GOLD	LUCIDO	766771	766760	-	766786
		NATURALE	766768	766757	-	766777	
		CELTIC GREY	LUCIDO	766774	766761	-	766787
		NATURALE	766773	766758	-	766781	
		DANISH SMOKE	LUCIDO	766776	766765	-	766788
		NATURALE	766775	766764	-	766783	
		MAUI GREEN	LUCIDO	766779	766769	-	766789
		NATURALE	766778	766767	-	766784	

6 mm 1/4" ↓				4,6x60 1 4/5" x 23 5/8"
		COLOR	SURFACE	battiscopa
S E N S I <i>Matte Fin</i>		DUST WHITE	MATTE	771016
		LITHOS WHITE	BOCCIARDATO MATTE	771017
		SAND WHITE	MATTE	771018
		FOSSIL WHITE	MATTE	771019
		DUST IVORY	MATTE	771020
		LITHOS IVORY	BOCCIARDATO MATTE	771021
		SAND IVORY	MATTE	771022
		FOSSIL IVORY	MATTE	771023
		DUST GREY	MATTE	771024
		LITHOS GREY	BOCCIARDATO MATTE	771025
		SAND GREY	MATTE	771026
		FOSSIL GREY	MATTE	771027
		DUST TAUPE	MATTE	771028
		LITHOS TAUPE	BOCCIARDATO MATTE	771029
		SAND TAUPE	MATTE	771030
		FOSSIL TAUPE	MATTE	771031
		DUST BROWN	MATTE	771032
		LITHOS BROWN	BOCCIARDATO MATTE	771033
		SAND BROWN	MATTE	771034
		FOSSIL BROWN	MATTE	771035

PEZZI SPECIALI

SPECIAL TRIMS/PIÈCES SPÉCIALES/FORMSTÜCKE/PIEZAS ESPECIALES

6 mm 1/4" ↓


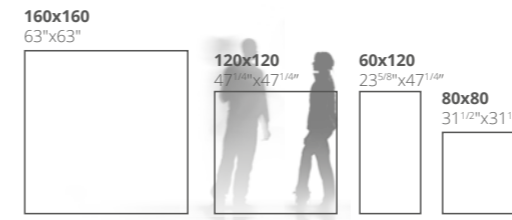
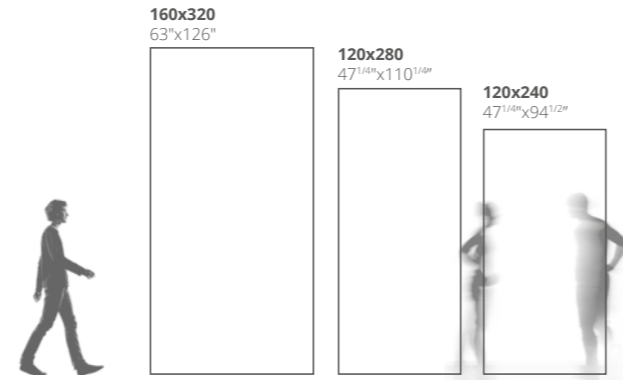

	COLOR	SURFACE	30x30 11 4/5" x 11 4/5" mosaico tessere 7,5x7,5	30x30 11 4/5" x 11 4/5" muretto tessere 7,5x15	30x30 11 4/5" x 11 4/5" mosaico tessere 1,5x3	4,6x80 1 4/5" x 3 1/2" battiscopa	4,6x60 1 4/5" x 2 3/8" battiscopa
WOODSLATE LIFE	COTTON	NATURALE/MATTE	-	-	-	-	776724
	DOVE	NATURALE/MATTE	-	-	-	-	776725
	STORM	NATURALE/MATTE	-	-	-	-	776726
	BARK	NATURALE/MATTE	-	-	-	-	776727
STONTECH/4.0	STONE_02	NATURALE	761440	761446	761434	761428	-
	STONE_03	NATURALE	761441	761447	761435	761429	-
LA ROCHE	LA ROCHE BLANC	SMOOTH	747765	747795	747818	747880	-
	LA ROCHE ECRU	SMOOTH	747766	747796	747819	747881	-
	LA ROCHE GREY	SMOOTH	747767	747797	747820	747882	-
URBAN STYLE	URBAN LIGHT	MATTE	757395	757397	-	-	757392
	URBAN PLOMB	MATTE	757396	757398	-	-	757394
PLIMATECH	PLIMAWHITE/01	NATURALE/MATTE	-	-	-	-	776695
	PLIMAWHITE/02	NATURALE/MATTE	-	-	-	-	776698
	PLIMAWHITE/03	NATURALE/MATTE	-	-	-	-	776701
	PLIMABEIGE/01	NATURALE/MATTE	-	-	-	-	776696
	PLIMABEIGE/02	NATURALE/MATTE	-	-	-	-	776699
	PLIMABEIGE/03	NATURALE/MATTE	-	-	-	-	776702
	PLIMAGRAY/01	NATURALE/MATTE	-	-	-	-	776697
	PLIMAGRAY/02	NATURALE/MATTE	-	-	-	-	776700
	PLIMAGRAY/03	NATURALE/MATTE	-	-	-	-	776703

Le immagini riportate non rappresentano necessariamente il numero di grafiche del prodotto. Il numero di grafiche è variabile in funzione del formato e del colore di riferimento. Images do not necessarily represent the number of patterns in the product's range. The number of different patterns varies according to size and color of the item. / Les images reportées ne représentent pas forcément le nombre de graphismes du produit. Leur nombre varie en fonction du format et de la couleur choisie. / Die Abbildungen geben keine bindende Auskunft bzgl. der Anzahl verschiedener Grafiken. Die Anzahl der Grafiken ist abhängig von Format und Farbe der jeweiligen Kollektion. / Las imágenes mostradas no representan necesariamente el número de gráficas del producto. El número de gráficas varía en función del formato y del color.





CEMENT



NEUTRA 6.0
01 BIANCO
PAG 170



INDUSTRIAL
IVORY
PAG 171



BUILDTECH/2.0
BUILD_WHITE CE
PAG 172



EARTHTECH
PUMICE_GROUND
PAG 173



EARTHTECH
PUMICE_FLAKES
PAG 174



BUILDTECH/2.0
BUILD_BONE CE
PAG 180



MATIÈRES
MATIÈRES MOU
PAG 181



MATCH-UP
COOKIE
PAG 182



MATCH-UP
COOKIE MIX
PAG 183



INDUSTRIAL
TAUPE
PAG 184



MATCH-UP
SUGAR
PAG 175



MATCH-UP
SUGAR MIX
PAG 176



RAWTECH
RAW-WHITE
PAG 177



MATIÈRES
MATIÈRES SABLE
PAG 178



"STUDIOS"
CHALK
PAG 179



INDUSTRIAL
SAGE
PAG 185



"STUDIOS"
SAND
PAG 186



NEUTRA 6.0
02 POLVERE
PAG 187


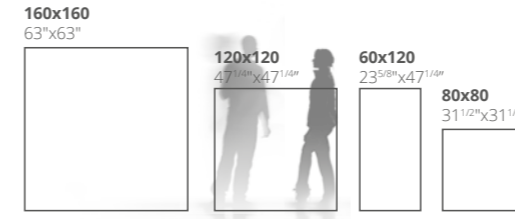
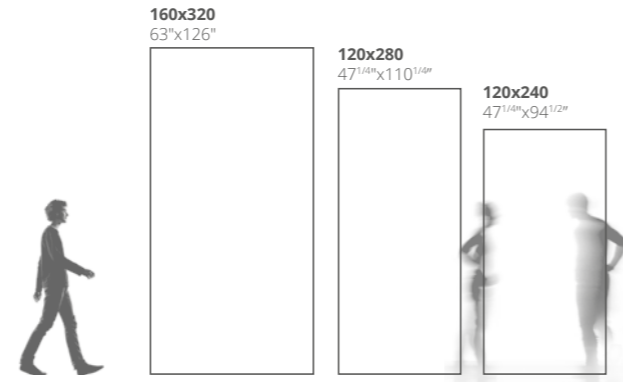



EARTHTECH
DESERT_GROUND
PAG 188



EARTHTECH
DESERT_FLAKES
PAG 189

CEMENT



NEUTRA 6.0
03 PERLA
PAG 190



"STUDIOS"
CLOUD
PAG 191



BUILDTECH/2.0
BUILD_MUD CE
PAG 192




"STUDIOS"
CONCRETE
PAG 193



MATIÈRES
MATIÈRES GRIS
PAG 194



INDUSTRIAL
MOKA
PAG 195



NEUTRA 6.0
05 QUARZO
PAG 196



NEUTRA 6.0
06 GRAFITE
PAG 197



MATCH-UP
EARL GREY
PAG 198



MATCH-UP
EARL GREY MIX
PAG 199




NEUTRA 6.0
04 FERRO
PAG 200



INDUSTRIAL
STEEL
PAG 201



EARTHTECH
FOG_GROUND
PAG 202



EARTHTECH
FOG_FLAKES
PAG 203



MATIÈRES
MATIÈRES NUAGE
PAG 204



RAWTECH
RAW-DUST
PAG 205

CEMENT



INDUSTRIAL
PLOMB
PAG 206



EARTHTECH
CARBON_GROUND
PAG 207



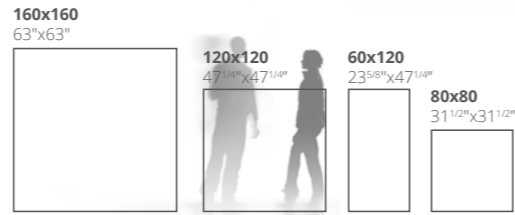
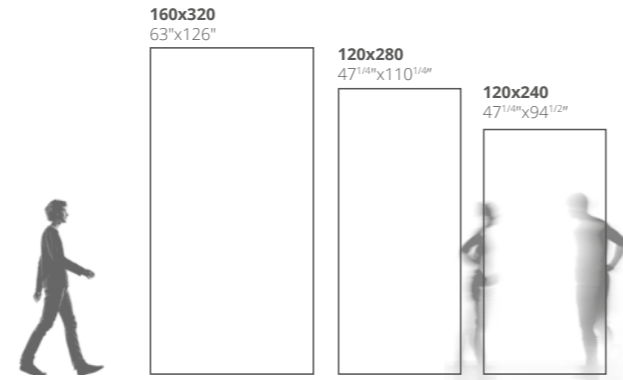
EARTHTECH
CARBON_FLAKES
PAG 208



BUILDTECH/2.0
BUILD_COAL CE
PAG 209



"STUDIOS"
RUBBER
PAG 210



FLORIM OVERSIZE
magnUm



NEUTRA 6.0

01 BIANCO




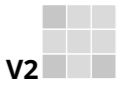
GRES FINE PORCELLANATO
FINE PORCELAIN STONWARE/GRES CERAME FIN/FEINSTEINZEUG-KOLLEKTIONEN/GRES PORCELANICO FINO
SQUADRATO - SQUARED - EQUARRI - REKTIFIZIERT - ESCUADRADO

6 mm 1/4" ↑↓	COLOR	SURFACE	120x240 47 1/4" x 9 1/2"	120x120 47 1/4" x 47 1/4"	60x120 23 5/8" x 47 1/4"
NEUTRA 6.0	01 BIANCO	MATTE	748487	748493	749161

Le grafiche sopra riportate si riferiscono al formato 120x240 / The above designs refer to size 120x240 cm / Les graphismes indiqués ci-dessus se réfèrent au format 120x240
Die oben abgebildeten Grafiken beziehen sich auf das Format 120x240 / Las gráficas arriba indicadas se refieren a la medida 120x240.

INDUSTRIAL

IVORY




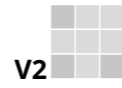
GRES FINE PORCELLANATO
FINE PORCELAIN STONWARE/GRES CERAME FIN/FEINSTEINZEUG-KOLLEKTIONEN/GRES PORCELANICO FINO
SQUADRATO - SQUARED - EQUARRI - REKTIFIZIERT - ESCUADRADO

6 mm 1/4" ↑↓	COLOR	SURFACE	160x320 63" x 126"	160x160 63" x 63"	120x280 47 1/4" x 110 1/4"	120x240 47 1/4" x 9 1/2"	120x120 47 1/4" x 47 1/4"	80x80 31 1/2" x 31 1/2"	60x120 23 5/8" x 47 1/4"
INDUSTRIAL	IVORY	NATURALE	744351	744393	757774	744399	744405	744381	744411
		R+PTV	-	-	-	758799	757780	-	-

Le grafiche sopra riportate si riferiscono al formato 120x280 / The above designs refer to size 120x280 cm / Les graphismes indiqués ci-dessus se réfèrent au format 120x280
Die oben abgebildeten Grafiken beziehen sich auf das Format 120x280 / Las gráficas arriba indicadas se refieren a la medida 120x280.

BUILDTECH/2.0

BUILD_WHITE CE



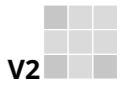
GRES FINE PORCELLANATO
FINE PORCELAIN STONEWARE/GRES CERAME FIN/FEINSTEINZEUG-KOLLEKTIONEN/GRES PORCELANICO FINO
SQUADRATO - SQUARED - EQUARRI - REKTIFIZIERT - ESCUADRADO

6 mm 1/4" ↑↓	COLOR	SURFACE	120x240	120x120	60x120
			47 ^{1/4"} x94 ^{1/2"}	47 ^{1/4"} x47 ^{1/4"}	23 ^{5/8"} x47 ^{1/4"}
BUILDTECH/2.0	BUILD_WHITE CE	NATURALE	766105	766116	766131
		R+PTV	766110	766121	-

Le grafiche sopra riportate si riferiscono al formato 120x240 / The above designs refer to size 120x240 cm / Les graphismes indiqués ci-dessus se réfèrent au format 120x240
Die oben abgebildeten Grafiken beziehen sich auf das Format 120x240 / Las gráficas arriba indicadas se refieren a la medida 120x240.

EARTHTECH

PUMICE_GROUND




GRES FINE PORCELLANATO
FINE PORCELAIN STONEWARE/GRES CERAME FIN/FEINSTEINZEUG-KOLLEKTIONEN/GRES PORCELANICO FINO
SQUADRATO - SQUARED - EQUARRI - REKTIFIZIERT - ESCUADRADO

6 mm 1/4" ↑↓	COLOR	SURFACE	120x280	120x240	120x120	60x120
			47 ^{1/4"} x110 ^{1/4"}	47 ^{1/4"} x94 ^{1/2"}	47 ^{1/4"} x47 ^{1/4"}	23 ^{5/8"} x47 ^{1/4"}
EARTHTECH	PUMICE_GROUND	COMFORT	771449	771459	771607	771631

Le grafiche sopra riportate si riferiscono al formato 120x280 / The above designs refer to size 120x280 cm / Les graphismes indiqués ci-dessus se réfèrent au format 120x280
Die oben abgebildeten Grafiken beziehen sich auf das Format 120x280 / Las gráficas arriba indicadas se refieren a la medida 120x280.

EARTHTECH

PUMICE_FLAKES



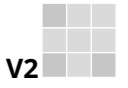
GRES FINE PORCELLANATO
FINE PORCELAIN STONEWARE/GRES CERAME FIN/FEINSTEINZEUG-KOLLEKTIONEN/GRES PORCELANICO FINO
SQUADRATO - SQUARED - EQUARRI - REKTIFIZIERT - ESCUADRADO

9 mm 3/8" ↓	COLOR	SURFACE	120x240	120x120	60x120
			47 ^{1/4"} x94 ^{1/2"}	47 ^{1/4"} x47 ^{1/4"}	23 ^{5/8"} x47 ^{1/4"}
EARTHTECH	PUMICE_FLAKES	COMFORT	776929	776941	776960
		GLOSSY-BRIGHT	776923	776935	776947

Le grafiche sopra riportate si riferiscono al formato 120x240 / The above designs refer to size 120x240 cm / Les graphismes indiqués ci-dessus se réfèrent au format 120x240
Die oben abgebildeten Grafiken beziehen sich auf das Format 120x240 / Las gráficas arriba indicadas se refieren a la medida 120x240.

MATCH-UP

SUGAR



GRES FINE PORCELLANATO
FINE PORCELAIN STONEWARE/GRES CERAME FIN/FEINSTEINZEUG-KOLLEKTIONEN/GRES PORCELANICO FINO
SQUADRATO - SQUARED - EQUARRI - REKTIFIZIERT - ESCUADRADO

6 mm 1/4" ↓	COLOR	SURFACE	120x280	120x240	120x120	60x120
			47 ^{1/4"} x110 ^{1/4"}	47 ^{1/4"} x94 ^{1/2"}	47 ^{1/4"} x47 ^{1/4"}	23 ^{5/8"} x47 ^{1/4"}
MATCH-UP	SUGAR	COMFORT	772304	772301	772302	772303

Le grafiche sopra riportate si riferiscono al formato 120x240 / The above designs refer to size 120x240 cm / Les graphismes indiqués ci-dessus se réfèrent au format 120x240
Die oben abgebildeten Grafiken beziehen sich auf das Format 120x240 / Las gráficas arriba indicadas se refieren a la medida 120x240.

MATCH-UP

SUGAR MIX




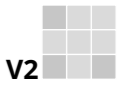
GRES FINE PORCELLANATO
FINE PORCELAIN STONEWARE/GRES CERAME FIN/FEINSTEINZEUG-KOLLEKTIONEN/GRES PORCELANICO FINO
SQUADRATO - SQUARED - EQUARRI - REKTIFIZIERT - ESCUADRADO

6 mm 1/4" ↑	COLOR	SURFACE	120x280	120x240	120x120	60x120
			47 ^{1/4"} x110 ^{1/4"}	47 ^{1/4"} x94 ^{1/2"}	47 ^{1/4"} x47 ^{1/4"}	23 ^{5/8"} x47 ^{1/4"}
MATCH-UP	SUGAR MIX	COMFORT	772311	772318	772325	772332
		GLOSSY	772305	772306	772307	772308

Le grafiche sopra riportate si riferiscono al formato 120x240 / The above designs refer to size 120x240 cm / Les graphismes indiqués ci-dessus se réfèrent au format 120x240
Die oben abgebildeten Grafiken beziehen sich auf das Format 120x240 / Las gráficas arriba indicadas se refieren a la medida 120x240.

RAWTECH

RAW-WHITE



GRES FINE PORCELLANATO
FINE PORCELAIN STONEWARE/GRES CERAME FIN/FEINSTEINZEUG-KOLLEKTIONEN/GRES PORCELANICO FINO
SQUADRATO - SQUARED - EQUARRI - REKTIFIZIERT - ESCUADRADO

6 mm 1/4" ↑	COLOR	SURFACE	120x240	120x120	60x120
			47 ^{1/4"} x94 ^{1/2"}	47 ^{1/4"} x47 ^{1/4"}	23 ^{5/8"} x47 ^{1/4"}
RAWTECH	RAW-WHITE	NATURALE	757825	757821	757817

Le grafiche sopra riportate si riferiscono al formato 120x240 / The above designs refer to size 120x240 cm / Les graphismes indiqués ci-dessus se réfèrent au format 120x240
Die oben abgebildeten Grafiken beziehen sich auf das Format 120x240 / Las gráficas arriba indicadas se refieren a la medida 120x240.

MATIÈRES

MATIÈRES SABLE




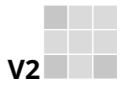
GRES FINE PORCELLANATO
FINE PORCELAIN STONEWARE/GRES CERAME FIN/FEINSTEINZEUG-KOLLEKTIONEN/GRES PORCELANICO FINO
SQUADRATO - SQUARED - EQUARRI - REKTIFIZIERT - ESCUADRADO

6 mm 1/4" ↓	COLOR	SURFACE	120x280 47 ^{1/4"} x110 ^{1/4"}	120x240 47 ^{1/4"} x94 ^{1/2"}	120x120 47 ^{1/4"} x47 ^{1/4"}	60x120 23 ^{5/8"} x47 ^{1/4"}
MATIÈRES	MATIÈRES SABLE	MATTE	757641	756119	756123	756127
		R+PTV	-	758811	757645	-

Le grafiche sopra riportate si riferiscono al formato 120x240 / The above designs refer to size 120x240 cm / Les graphismes indiqués ci-dessus se réfèrent au format 120x240
Die oben abgebildeten Grafiken beziehen sich auf das Format 120x240 / Las gráficas arriba indicadas se refieren a la medida 120x240.

"STUDIOS"

CHALK




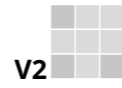
GRES FINE PORCELLANATO
FINE PORCELAIN STONEWARE/GRES CERAME FIN/FEINSTEINZEUG-KOLLEKTIONEN/GRES PORCELANICO FINO
SQUADRATO - SQUARED - EQUARRI - REKTIFIZIERT - ESCUADRADO

6 mm 1/4" ↓	COLOR	SURFACE	120x280 47 ^{1/4"} x110 ^{1/4"}	120x240 47 ^{1/4"} x94 ^{1/2"}	120x120 47 ^{1/4"} x47 ^{1/4"}	60x120 23 ^{5/8"} x47 ^{1/4"}
"STUDIOS"	CHALK	MATTE	758140	758146	758158	758170
		R+PTV	-	758816	758164	-

Le grafiche sopra riportate si riferiscono al formato 120x240 / The above designs refer to size 120x240 cm / Les graphismes indiqués ci-dessus se réfèrent au format 120x240
Die oben abgebildeten Grafiken beziehen sich auf das Format 120x240 / Las gráficas arriba indicadas se refieren a la medida 120x240.

BUILDTECH/2.0

BUILD_BONE CE



GRES FINE PORCELLANATO
FINE PORCELAIN STONEWARE/GRES CERAME FIN/FEINSTEINZEUG-KOLLEKTIONEN/GRES PORCELANICO FINO
SQUADRATO - SQUARED - EQUARRI - REKTIFIZIERT - ESCUADRADO

6 mm 1/4" ↓	COLOR	SURFACE	120x240 47 ^{1/4} "x94 ^{1/2} "	120x120 47 ^{1/4} "x47 ^{1/4} "	60x120 23 ^{5/8} "x47 ^{1/4} "
BUILDTECH/2.0	BUILD_BONE CE	NATURALE	766107	766118	766133
		R+PTV	766112	766123	-

Le grafiche sopra riportate si riferiscono al formato 120x240 / The above designs refer to size 120x240 cm / Les graphismes indiqués ci-dessus se réfèrent au format 120x240
Die oben abgebildeten Grafiken beziehen sich auf das Format 120x240 / Las gráficas arriba indicadas se refieren a la medida 120x240.

MATIÈRES

MATIÈRES MOU




GRES FINE PORCELLANATO
FINE PORCELAIN STONEWARE/GRES CERAME FIN/FEINSTEINZEUG-KOLLEKTIONEN/GRES PORCELANICO FINO
SQUADRATO - SQUARED - EQUARRI - REKTIFIZIERT - ESCUADRADO

6 mm 1/4" ↓	COLOR	SURFACE	120x280 47 ^{1/4} "x110 ^{1/4} "	120x240 47 ^{1/4} "x94 ^{1/2} "	120x120 47 ^{1/4} "x47 ^{1/4} "	60x120 23 ^{5/8} "x47 ^{1/4} "
MATIÈRES	MATIÈRES MOU	MATTE	757644	756122	756126	756130
		R+PTV	-	758814	757648	-


Le grafiche sopra riportate si riferiscono al formato 120x240 / The above designs refer to size 120x240 cm / Les graphismes indiqués ci-dessus se réfèrent au format 120x240
Die oben abgebildeten Grafiken beziehen sich auf das Format 120x240 / Las gráficas arriba indicadas se refieren a la medida 120x240.

MATCH-UP

COOKIE



GRES FINE PORCELLANATO
FINE PORCELAIN STONWARE/GRES CERAME FIN/FEINSTEINZEUG-KOLLEKTIONEN/GRES PORCELANICO FINO
SQUADRATO - SQUARED - EQUARRI - REKTIFIZIERT - ESCUADRADO

6 mm 1/4" ↓	COLOR	SURFACE	120x280 47 ^{1/4} "x110 ^{1/4} "	120x240 47 ^{1/4} "x94 ^{1/2} "	120x120 47 ^{1/4} "x47 ^{1/4} "	60x120 23 ^{5/8} "x47 ^{1/4} "	
MATCH-UP		COOKIE	COMFORT	772309	772316	772323	772330


Le grafiche sopra riportate si riferiscono al formato 120x240 / The above designs refer to size 120x240 cm / Les graphismes indiqués ci-dessus se réfèrent au format 120x240
Die oben abgebildeten Grafiken beziehen sich auf das Format 120x240 / Las gráficas arriba indicadas se refieren a la medida 120x240.

MATCH-UP

COOKIE MIX




GRES FINE PORCELLANATO
FINE PORCELAIN STONWARE/GRES CERAME FIN/FEINSTEINZEUG-KOLLEKTIONEN/GRES PORCELANICO FINO
SQUADRATO - SQUARED - EQUARRI - REKTIFIZIERT - ESCUADRADO

6 mm 1/4" ↓	COLOR	SURFACE	120x280 47 ^{1/4} "x110 ^{1/4} "	120x240 47 ^{1/4} "x94 ^{1/2} "	120x120 47 ^{1/4} "x47 ^{1/4} "	60x120 23 ^{5/8} "x47 ^{1/4} "	
MATCH-UP		COOKIE MIX	COMFORT	772312	772319	772326	772333
			GLOSSY	772314	772321	772328	772341

Le grafiche sopra riportate si riferiscono al formato 120x240 / The above designs refer to size 120x240 cm / Les graphismes indiqués ci-dessus se réfèrent au format 120x240
Die oben abgebildeten Grafiken beziehen sich auf das Format 120x240 / Las gráficas arriba indicadas se refieren a la medida 120x240.

INDUSTRIAL

TAUPE




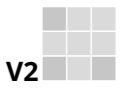
GRES FINE PORCELLANATO
FINE PORCELAIN STONEWARE/GRES CERAME FIN/FEINSTEINZEUG-KOLLEKTIONEN/GRES PORCELANICO FINO
SQUADRATO - SQUARED - EQUARRI - REKTIFIZIERT - ESCUADRADO

6 mm 1/4" ↑↓	COLOR	SURFACE	160x320 63"x126"	160x160 63"x63"	120x280 47 ^{1/4} "x110 ^{1/4} "	120x240 47 ^{1/4} "x94 ^{1/2} "	120x120 47 ^{1/4} "x47 ^{1/4} "	80x80 31 ^{1/2} "x31 ^{1/2} "	60x120 23 ^{5/8} "x47 ^{1/4} "
INDUSTRIAL	TAUPE	NATURALE	744352	744394	757775	744400	744406	744382	744412
		R+PTV	-	-	-	758800	757781	-	-

Le grafiche sopra riportate si riferiscono al formato 120x280 / The above designs refer to size 120x280 cm / Les graphismes indiqués ci-dessus se réfèrent au format 120x280
Die oben abgebildeten Grafiken beziehen sich auf das Format 120x280 / Las gráficas arriba indicadas se refieren a la medida 120x280.

INDUSTRIAL

SAGE




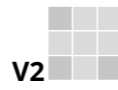
GRES FINE PORCELLANATO
FINE PORCELAIN STONEWARE/GRES CERAME FIN/FEINSTEINZEUG-KOLLEKTIONEN/GRES PORCELANICO FINO
SQUADRATO - SQUARED - EQUARRI - REKTIFIZIERT - ESCUADRADO

6 mm 1/4" ↑↓	COLOR	SURFACE	160x320 63"x126"	160x160 63"x63"	120x280 47 ^{1/4} "x110 ^{1/4} "	120x240 47 ^{1/4} "x94 ^{1/2} "	120x120 47 ^{1/4} "x47 ^{1/4} "	80x80 31 ^{1/2} "x31 ^{1/2} "	60x120 23 ^{5/8} "x47 ^{1/4} "
INDUSTRIAL	SAGE	NATURALE	744353	744395	757777	744401	744407	744383	744413
		R+PTV	-	-	-	758802	757783	-	-

Le grafiche sopra riportate si riferiscono al formato 120x280 / The above designs refer to size 120x280 cm / Les graphismes indiqués ci-dessus se réfèrent au format 120x280
Die oben abgebildeten Grafiken beziehen sich auf das Format 120x280 / Las gráficas arriba indicadas se refieren a la medida 120x280.

"STUDIOS"

SAND




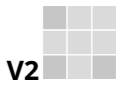
GRES FINE PORCELLANATO
FINE PORCELAIN STONEWARE/GRES CERAME FIN/FEINSTEINZEUG-KOLLEKTIONEN/GRES PORCELANICO FINO
SQUADRATO - SQUARED - EQUARRI - REKTIFIZIERT - ESCUADRADO

6 mm 1/4" ↑↓	COLOR	SURFACE	120x280 47 1/4" x 110 1/4"	120x240 47 1/4" x 94 1/2"	120x120 47 1/4" x 47 1/4"	60x120 23 5/8" x 47 1/4"	
"STUDIOS"		SAND	MATTE	758141	758147	758159	758171

Le grafiche sopra riportate si riferiscono al formato 120x280 / The above designs refer to size 120x280 cm / Les graphismes indiqués ci-dessus se réfèrent au format 120x280
Die oben abgebildeten Grafiken beziehen sich auf das Format 120x280 / Las gráficas arriba indicadas se refieren a la medida 120x280.

NEUTRA 6.0

02 POLVERE




GRES FINE PORCELLANATO
FINE PORCELAIN STONEWARE/GRES CERAME FIN/FEINSTEINZEUG-KOLLEKTIONEN/GRES PORCELANICO FINO
SQUADRATO - SQUARED - EQUARRI - REKTIFIZIERT - ESCUADRADO

6 mm 1/4" ↑↓	COLOR	SURFACE	120x240 47 1/4" x 94 1/2"	120x120 47 1/4" x 47 1/4"	60x120 23 5/8" x 47 1/4"	
NEUTRA 6.0		02 POLVERE	MATTE	748488	748494	749162

Le grafiche sopra riportate si riferiscono al formato 120x240 / The above designs refer to size 120x240 cm / Les graphismes indiqués ci-dessus se réfèrent au format 120x240
Die oben abgebildeten Grafiken beziehen sich auf das Format 120x240 / Las gráficas arriba indicadas se refieren a la medida 120x240.

EARTHTECH

DESERT_GROUND




GRES FINE PORCELLANATO
FINE PORCELAIN STONWARE/GRES CERAME FIN/FEINSTEINZEUG-KOLLEKTIONEN/GRES PORCELANICO FINO
SQUADRATO - SQUARED - EQUARRI - REKTIFIZIERT - ESCUADRADO

6 mm 1/4" ↑↓	COLOR	SURFACE	120x280 47 1/4" x 110 1/4"	120x240 47 1/4" x 94 1/2"	120x120 47 1/4" x 47 1/4"	60x120 23 5/8" x 47 1/4"
EARTHTECH	DESERT_GROUND	COMFORT	771450	771462	771626	771632

Le grafiche sopra riportate si riferiscono al formato 120x240 / The above designs refer to size 120x240 cm / Les graphismes indiqués ci-dessus se réfèrent au format 120x240
Die oben abgebildeten Grafiken beziehen sich auf das Format 120x240 / Las gráficas arriba indicadas se refieren a la medida 120x240.

EARTHTECH

DESERT_FLAKES




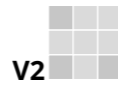
GRES FINE PORCELLANATO
FINE PORCELAIN STONWARE/GRES CERAME FIN/FEINSTEINZEUG-KOLLEKTIONEN/GRES PORCELANICO FINO
SQUADRATO - SQUARED - EQUARRI - REKTIFIZIERT - ESCUADRADO

9 mm 3/8" ↑↓	COLOR	SURFACE	120x240 47 1/4" x 94 1/2"	120x120 47 1/4" x 47 1/4"	60x120 23 5/8" x 47 1/4"
EARTHTECH	DESERT_FLAKES	COMFORT	776932	776944	776963
		GLOSSY-BRIGHT	776926	776938	776951

Le grafiche sopra riportate si riferiscono al formato 120x240 / The above designs refer to size 120x240 cm / Les graphismes indiqués ci-dessus se réfèrent au format 120x240
Die oben abgebildeten Grafiken beziehen sich auf das Format 120x240 / Las gráficas arriba indicadas se refieren a la medida 120x240.

NEUTRA 6.0

03 PERLA




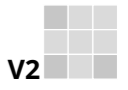
GRES FINE PORCELLANATO
FINE PORCELAIN STONEWARE/GRES CERAME FIN/FEINSTEINZEUG-KOLLEKTIONEN/GRES PORCELANICO FINO
SQUADRATO - SQUARED - EQUARRI - REKTIFIZIERT - ESCUADRADO

6 mm 1/4" ↓	COLOR	SURFACE	120x240 47 1/4" x 94 1/2"	120x120 47 1/4" x 47 1/4"	60x120 23 5/8" x 47 1/4"
NEUTRA 6.0	03 PERLA	MATTE	748489	748495	749163

Le grafiche sopra riportate si riferiscono al formato 120x240 / The above designs refer to size 120x240 cm / Les graphismes indiqués ci-dessus se réfèrent au format 120x240
Die oben abgebildeten Grafiken beziehen sich auf das Format 120x240 / Las gráficas arriba indicadas se refieren a la medida 120x240.

"STUDIOS"

CLOUD




GRES FINE PORCELLANATO
FINE PORCELAIN STONEWARE/GRES CERAME FIN/FEINSTEINZEUG-KOLLEKTIONEN/GRES PORCELANICO FINO
SQUADRATO - SQUARED - EQUARRI - REKTIFIZIERT - ESCUADRADO

6 mm 1/4" ↓	COLOR	SURFACE	120x280 47 1/4" x 110 1/4"	120x240 47 1/4" x 94 1/2"	120x120 47 1/4" x 47 1/4"	60x120 23 5/8" x 47 1/4"
"STUDIOS"	CLOUD	MATTE	758139	758145	758157	758169
		R+PTV	-	758819	758163	-

Le grafiche sopra riportate si riferiscono al formato 120x280 / The above designs refer to size 120x280 cm / Les graphismes indiqués ci-dessus se réfèrent au format 120x280
Die oben abgebildeten Grafiken beziehen sich auf das Format 120x280 / Las gráficas arriba indicadas se refieren a la medida 120x280.

BUILDTECH/2.0

BUILD_MUD CE



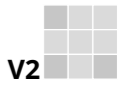
GRES FINE PORCELLANATO
FINE PORCELAIN STONWARE/GRES CERAME FIN/FEINSTEINZEUG-KOLLEKTIONEN/GRES PORCELANICO FINO
SQUADRATO - SQUARED - EQUARRI - REKTIFIZIERT - ESCUADRADO

6 mm 1/4" ↓	COLOR	SURFACE	120x240 47 ^{1/4} "x94 ^{1/2} "	120x120 47 ^{1/4} "x47 ^{1/4} "	60x120 23 ^{5/8} "x47 ^{1/4} "
BUILDTECH/2.0	BUILD_MUD CE	NATURALE	766108	766119	766134
		R+PTV	766113	766124	-

Le grafiche sopra riportate si riferiscono al formato 120x240 / The above designs refer to size 120x240 cm / Les graphismes indiqués ci-dessus se réfèrent au format 120x240
Die oben abgebildeten Grafiken beziehen sich auf das Format 120x240 / Las gráficas arriba indicadas se refieren a la medida 120x240.

"STUDIOS"

CONCRETE



GRES FINE PORCELLANATO
FINE PORCELAIN STONWARE/GRES CERAME FIN/FEINSTEINZEUG-KOLLEKTIONEN/GRES PORCELANICO FINO
SQUADRATO - SQUARED - EQUARRI - REKTIFIZIERT - ESCUADRADO

6 mm 1/4" ↓	COLOR	SURFACE	120x280 47 ^{1/4} "x110 ^{1/4} "	120x240 47 ^{1/4} "x94 ^{1/2} "	120x120 47 ^{1/4} "x47 ^{1/4} "	60x120 23 ^{5/8} "x47 ^{1/4} "
"STUDIOS"	CONCRETE	MATTE	758138	758144	758156	758168
		R+PTV	-	758820	758162	-

Le grafiche sopra riportate si riferiscono al formato 120x240 / The above designs refer to size 120x240 cm / Les graphismes indiqués ci-dessus se réfèrent au format 120x240
Die oben abgebildeten Grafiken beziehen sich auf das Format 120x240 / Las gráficas arriba indicadas se refieren a la medida 120x240.

MATIÈRES

MATIÈRES GRIS




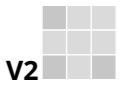
GRES FINE PORCELLANATO
FINE PORCELAIN STONEWARE/GRES CERAME FIN/FEINSTEINZEUG-KOLLEKTIONEN/GRES PORCELANICO FINO
SQUADRATO - SQUARED - EQUARRI - REKTIFIZIERT - ESCUADRADO

6 mm 1/4" ↓	COLOR	SURFACE	120x280 47 ^{1/4} "x110 ^{1/4} "	120x240 47 ^{1/4} "x94 ^{1/2} "	120x120 47 ^{1/4} "x47 ^{1/4} "	60x120 23 ^{5/8} "x47 ^{1/4} "
MATIÈRES	MATIÈRES GRIS	MATTE	757643	756121	756125	756129
		R+PTV	-	758813	757647	-

Le grafiche sopra riportate si riferiscono al formato 120x240 / The above designs refer to size 120x240 cm / Les graphismes indiqués ci-dessus se réfèrent au format 120x240
Die oben abgebildeten Grafiken beziehen sich auf das Format 120x240 / Las gráficas arriba indicadas se refieren a la medida 120x240.

INDUSTRIAL

MOKA




GRES FINE PORCELLANATO
FINE PORCELAIN STONEWARE/GRES CERAME FIN/FEINSTEINZEUG-KOLLEKTIONEN/GRES PORCELANICO FINO
SQUADRATO - SQUARED - EQUARRI - REKTIFIZIERT - ESCUADRADO

6 mm 1/4" ↓	COLOR	SURFACE	160x320 63"x126"	160x160 63"x63"	120x280 47 ^{1/4} "x110 ^{1/4} "	120x240 47 ^{1/4} "x94 ^{1/2} "	120x120 47 ^{1/4} "x47 ^{1/4} "	80x80 31 ^{1/2} "x31 ^{1/2} "	60x120 23 ^{5/8} "x47 ^{1/4} "
INDUSTRIAL	MOKA	NATURALE	744354	744396	757776	744402	744408	744384	744414
		R+PTV	-	-	-	758801	757782	-	-

Le grafiche sopra riportate si riferiscono al formato 120x280 / The above designs refer to size 120x280 cm / Les graphismes indiqués ci-dessus se réfèrent au format 120x280
Die oben abgebildeten Grafiken beziehen sich auf das Format 120x280 / Las gráficas arriba indicadas se refieren a la medida 120x280.

NEUTRA 6.0

05 QUARZO




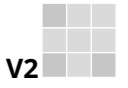
GRES FINE PORCELLANATO
FINE PORCELAIN STONEWARE/GRES CERAME FIN/FEINSTEINZEUG-KOLLEKTIONEN/GRES PORCELANICO FINO
SQUADRATO - SQUARED - EQUARRI - REKTIFIZIERT - ESCUADRADO

6 mm 1/4" ↓	COLOR	SURFACE	120x240 47 ^{1/4"} x94 ^{1/2"}	120x120 47 ^{1/4"} x47 ^{1/4"}	60x120 23 ^{5/8"} x47 ^{1/4"}
NEUTRA 6.0	05 QUARZO	MATTE	748491	748497	749165

Le grafiche sopra riportate si riferiscono al formato 120x240 / The above designs refer to size 120x240 cm / Les graphismes indiqués ci-dessus se réfèrent au format 120x240
Die oben abgebildeten Grafiken beziehen sich auf das Format 120x240 / Las gráficas arriba indicadas se refieren a la medida 120x240.

NEUTRA 6.0

06 GRAFITE



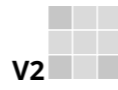
GRES FINE PORCELLANATO
FINE PORCELAIN STONEWARE/GRES CERAME FIN/FEINSTEINZEUG-KOLLEKTIONEN/GRES PORCELANICO FINO
SQUADRATO - SQUARED - EQUARRI - REKTIFIZIERT - ESCUADRADO

6 mm 1/4" ↓	COLOR	SURFACE	120x240 47 ^{1/4"} x94 ^{1/2"}	120x120 47 ^{1/4"} x47 ^{1/4"}	60x120 23 ^{5/8"} x47 ^{1/4"}
NEUTRA 6.0	06 GRAFITE	MATTE	748492	748498	749166

Le grafiche sopra riportate si riferiscono al formato 120x240 / The above designs refer to size 120x240 cm / Les graphismes indiqués ci-dessus se réfèrent au format 120x240
Die oben abgebildeten Grafiken beziehen sich auf das Format 120x240 / Las gráficas arriba indicadas se refieren a la medida 120x240.

MATCH-UP

EARL GREY



GRES FINE PORCELLANATO
FINE PORCELAIN STONWARE/GRES CERAME FIN/FEINSTEINZEUG-KOLLEKTIONEN/GRES PORCELANICO FINO
SQUADRATO - SQUARED - EQUARRI - REKTIFIZIERT - ESCUADRADO

6 mm 1/4" ↑↓	COLOR	SURFACE	120x280 47 ^{1/4"} x110 ^{1/4"}	120x240 47 ^{1/4"} x94 ^{1/2"}	120x120 47 ^{1/4"} x47 ^{1/4"}	60x120 23 ^{5/8"} x47 ^{1/4"}
MATCH-UP	EARL GREY	COMFORT	772310	772317	772324	772331

Le grafiche sopra riportate si riferiscono al formato 120x240 / The above designs refer to size 120x240 cm / Les graphismes indiqués ci-dessus se réfèrent au format 120x240
Die oben abgebildeten Grafiken beziehen sich auf das Format 120x240 / Las gráficas arriba indicadas se refieren a la medida 120x240.

MATCH-UP

EARL GREY MIX




GRES FINE PORCELLANATO
FINE PORCELAIN STONWARE/GRES CERAME FIN/FEINSTEINZEUG-KOLLEKTIONEN/GRES PORCELANICO FINO
SQUADRATO - SQUARED - EQUARRI - REKTIFIZIERT - ESCUADRADO

6 mm 1/4" ↑↓	COLOR	SURFACE	120x280 47 ^{1/4"} x110 ^{1/4"}	120x240 47 ^{1/4"} x94 ^{1/2"}	120x120 47 ^{1/4"} x47 ^{1/4"}	60x120 23 ^{5/8"} x47 ^{1/4"}
MATCH-UP	EARL GREY MIX	COMFORT	772313	772320	772327	772340
		GLOSSY	772315	772322	772329	772342

Le grafiche sopra riportate si riferiscono al formato 120x240 / The above designs refer to size 120x240 cm / Les graphismes indiqués ci-dessus se réfèrent au format 120x240
Die oben abgebildeten Grafiken beziehen sich auf das Format 120x240 / Las gráficas arriba indicadas se refieren a la medida 120x240.

NEUTRA 6.0

04 FERRO




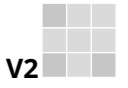
GRES FINE PORCELLANATO
FINE PORCELAIN STONWARE/GRES CERAME FIN/FEINSTEINZEUG-KOLLEKTIONEN/GRES PORCELANICO FINO
SQUADRATO - SQUARED - EQUARRI - REKTIFIZIERT - ESCUADRADO

6 mm 1/4" ↑↓	COLOR	SURFACE	120x240 47 1/4" x 94 1/2"	120x120 47 1/4" x 47 1/4"	60x120 23 5/8" x 47 1/4"
NEUTRA 6.0	04 FERRO	MATTE	748490	748496	749164

Le grafiche sopra riportate si riferiscono al formato 120x240 / The above designs refer to size 120x240 cm / Les graphismes indiqués ci-dessus se réfèrent au format 120x240
Die oben abgebildeten Grafiken beziehen sich auf das Format 120x240 / Las gráficas arriba indicadas se refieren a la medida 120x240.

INDUSTRIAL

STEEL



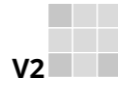
GRES FINE PORCELLANATO
FINE PORCELAIN STONWARE/GRES CERAME FIN/FEINSTEINZEUG-KOLLEKTIONEN/GRES PORCELANICO FINO
SQUADRATO - SQUARED - EQUARRI - REKTIFIZIERT - ESCUADRADO

6 mm 1/4" ↑↓	COLOR	SURFACE	160x320 63" x 126"	160x160 63" x 63"	120x280 47 1/4" x 110 1/4"	120x240 47 1/4" x 94 1/2"	120x120 47 1/4" x 47 1/4"	80x80 31 1/2" x 31 1/2"	60x120 23 5/8" x 47 1/4"
INDUSTRIAL	STEEL	NATURALE	744350	744392	757778	744398	744404	744380	744410
		R+PTV	-	-	-	758803	757784	-	-

Le grafiche sopra riportate si riferiscono al formato 120x280 / The above designs refer to size 120x280 cm / Les graphismes indiqués ci-dessus se réfèrent au format 120x280
Die oben abgebildeten Grafiken beziehen sich auf das Format 120x280 / Las gráficas arriba indicadas se refieren a la medida 120x280.

EARTHTECH

FOG_GROUND



GRES FINE PORCELLANATO
FINE PORCELAIN STONWARE/GRES CERAME FIN/FEINSTEINZEUG-KOLLEKTIONEN/GRES PORCELANICO FINO
SQUADRATO - SQUARED - EQUARRI - REKTIFIZIERT - ESCUADRADO

6 mm 1/4" ↑↓	COLOR	SURFACE	120x280 47 1/4" x 110 1/4"	120x240 47 1/4" x 94 1/2"	120x120 47 1/4" x 47 1/4"	60x120 23 5/8" x 47 1/4"
EARTHTECH	FOG_GROUND	COMFORT	771451	771463	771627	771633

Le grafiche sopra riportate si riferiscono al formato 120x240 / The above designs refer to size 120x240 cm / Les graphismes indiqués ci-dessus se réfèrent au format 120x240
Die oben abgebildeten Grafiken beziehen sich auf das Format 120x240 / Las gráficas arriba indicadas se refieren a la medida 120x240.

EARTHTECH

FOG_FLAKES



GRES FINE PORCELLANATO
FINE PORCELAIN STONWARE/GRES CERAME FIN/FEINSTEINZEUG-KOLLEKTIONEN/GRES PORCELANICO FINO
SQUADRATO - SQUARED - EQUARRI - REKTIFIZIERT - ESCUADRADO

9 mm 3/8" ↑↓	COLOR	SURFACE	120x240 47 1/4" x 94 1/2"	120x120 47 1/4" x 47 1/4"	60x120 23 5/8" x 47 1/4"
EARTHTECH	FOG_FLAKES	COMFORT	776931	776943	776962
		GLOSSY-BRIGHT	776925	776937	776949

Le grafiche sopra riportate si riferiscono al formato 120x240 / The above designs refer to size 120x240 cm / Les graphismes indiqués ci-dessus se réfèrent au format 120x240
Die oben abgebildeten Grafiken beziehen sich auf das Format 120x240 / Las gráficas arriba indicadas se refieren a la medida 120x240.

MATIÈRES

MATIÈRES NUAGE



GRES FINE PORCELLANATO
FINE PORCELAIN STONEWARE/GRES CERAME FIN/FEINSTEINZEUG-KOLLEKTIONEN/GRES PORCELANICO FINO
SQUADRATO - SQUARED - EQUARRI - REKTIFIZIERT - ESCUADRADO

6 mm 1/4" ↑↓	COLOR	SURFACE	120x280 47 ^{1/4} "x110 ^{1/4} "	120x240 47 ^{1/4} "x94 ^{1/2} "	120x120 47 ^{1/4} "x47 ^{1/4} "	60x120 23 ^{5/8} "x47 ^{1/4} "
MATIÈRES	MATIÈRES NUAGE	MATTE	757642	756120	756124	756128
		R+PTV	-	758812	757646	-

Le grafiche sopra riportate si riferiscono al formato 120x240 / The above designs refer to size 120x240 cm / Les graphismes indiqués ci-dessus se réfèrent au format 120x240
Die oben abgebildeten Grafiken beziehen sich auf das Format 120x240 / Las gráficas arriba indicadas se refieren a la medida 120x240.

RAWTECH

RAW-DUST




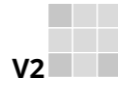
GRES FINE PORCELLANATO
FINE PORCELAIN STONEWARE/GRES CERAME FIN/FEINSTEINZEUG-KOLLEKTIONEN/GRES PORCELANICO FINO
SQUADRATO - SQUARED - EQUARRI - REKTIFIZIERT - ESCUADRADO

6 mm 1/4" ↑↓	COLOR	SURFACE	120x240 47 ^{1/4} "x94 ^{1/2} "	120x120 47 ^{1/4} "x47 ^{1/4} "	60x120 23 ^{5/8} "x47 ^{1/4} "
RAWTECH	RAW-DUST	NATURALE	757826	757822	757818

Le grafiche sopra riportate si riferiscono al formato 120x240 / The above designs refer to size 120x240 cm / Les graphismes indiqués ci-dessus se réfèrent au format 120x240
Die oben abgebildeten Grafiken beziehen sich auf das Format 120x240 / Las gráficas arriba indicadas se refieren a la medida 120x240.

INDUSTRIAL

PLOMB




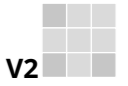
GRES FINE PORCELLANATO
FINE PORCELAIN STONEWARE/GRES CERAME FIN/FEINSTEINZEUG-KOLLEKTIONEN/GRES PORCELANICO FINO
SQUADRATO - SQUARED - EQUARRI - REKTIFIZIERT - ESCUADRADO

6 mm 1/4" ↓	COLOR	SURFACE	160x320 63"x126"	160x160 63"x63"	120x280 47 ^{1/4} "x110 ^{1/4} "	120x240 47 ^{1/4} "x94 ^{1/2} "	120x120 47 ^{1/4} "x47 ^{1/4} "	80x80 31 ^{1/2} "x31 ^{1/2} "	60x120 23 ^{5/8} "x47 ^{1/4} "
INDUSTRIAL	PLOMB	NATURALE	744355	744397	757779	744403	744409	744385	744415
		R+PTV	-	-	-	758804	757785	-	-

Le grafiche sopra riportate si riferiscono al formato 120x280 / The above designs refer to size 120x280 cm / Les graphismes indiqués ci-dessus se réfèrent au format 120x280
Die oben abgebildeten Grafiken beziehen sich auf das Format 120x280 / Las gráficas arriba indicadas se refieren a la medida 120x280.

EARTHTECH

CARBON_GROUND




GRES FINE PORCELLANATO
FINE PORCELAIN STONEWARE/GRES CERAME FIN/FEINSTEINZEUG-KOLLEKTIONEN/GRES PORCELANICO FINO
SQUADRATO - SQUARED - EQUARRI - REKTIFIZIERT - ESCUADRADO

6 mm 1/4" ↓	COLOR	SURFACE	120x280 47 ^{1/4} "x110 ^{1/4} "	120x240 47 ^{1/4} "x94 ^{1/2} "	120x120 47 ^{1/4} "x47 ^{1/4} "	60x120 23 ^{5/8} "x47 ^{1/4} "
EARTHTECH	CARBON_GROUND	COMFORT	771452	771464	771628	771634

Le grafiche sopra riportate si riferiscono al formato 120x240 / The above designs refer to size 120x240 cm / Les graphismes indiqués ci-dessus se réfèrent au format 120x240
Die oben abgebildeten Grafiken beziehen sich auf das Format 120x240 / Las gráficas arriba indicadas se refieren a la medida 120x240.

EARTHTECH

CARBON_FLAKES




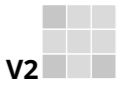
GRES FINE PORCELLANATO
FINE PORCELAIN STONEWARE/GRES CERAME FIN/FEINSTEINZEUG-KOLLEKTIONEN/GRES PORCELANICO FINO
SQUADRATO - SQUARED - EQUARRI - REKTIFIZIERT - ESCUADRADO

9 mm 3/8" ↑↓	COLOR	SURFACE	120x240	120x120	60x120
			47 ^{1/4} "x94 ^{1/2} "	47 ^{1/4} "x47 ^{1/4} "	23 ^{5/8} "x47 ^{1/4} "
EARTHTECH	CARBON_FLAKES	COMFORT	776933	776945	776965
		GLOSSY-BRIGHT	776927	776939	776952

Le grafiche sopra riportate si riferiscono al formato 120x240 / The above designs refer to size 120x240 cm / Les graphismes indiqués ci-dessus se réfèrent au format 120x240
Die oben abgebildeten Grafiken beziehen sich auf das Format 120x240 / Las gráficas arriba indicadas se refieren a la medida 120x240.

BUILDTECH/2.0

BUILD_COAL CE




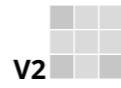
GRES FINE PORCELLANATO
FINE PORCELAIN STONEWARE/GRES CERAME FIN/FEINSTEINZEUG-KOLLEKTIONEN/GRES PORCELANICO FINO
SQUADRATO - SQUARED - EQUARRI - REKTIFIZIERT - ESCUADRADO

6 mm 1/4" ↑↓	COLOR	SURFACE	120x240	120x120	60x120
			47 ^{1/4} "x94 ^{1/2} "	47 ^{1/4} "x47 ^{1/4} "	23 ^{5/8} "x47 ^{1/4} "
BUILDTECH/2.0	BUILD_COAL CE	NATURALE	766109	766120	766135
		R+PTV	766114	766125	-


Le grafiche sopra riportate si riferiscono al formato 120x240 / The above designs refer to size 120x240 cm / Les graphismes indiqués ci-dessus se réfèrent au format 120x240
Die oben abgebildeten Grafiken beziehen sich auf das Format 120x240 / Las gráficas arriba indicadas se refieren a la medida 120x240.

"STUDIOS"

RUBBER



GRES FINE PORCELLANATO
 FINE PORCELAIN STONEWARE/GRES CERAME FIN/FEINSTEINZEUG-KOLLEKTIONEN/GRES PORCELANICO FINO
 SQUADRATO - SQUARED - EQUARRI - REKTIFIZIERT - ESCUADRADO

6 mm 1/4" ↓	COLOR	SURFACE	120x280 47 ^{1/4"} x110 ^{1/4"}	120x240 47 ^{1/4"} x94 ^{1/2"}	120x120 47 ^{1/4"} x47 ^{1/4"}	60x120 23 ^{5/8"} x47 ^{1/4"}	
"STUDIOS"		RUBBER	MATTE	758136	758142	758154	758166

Le grafiche sopra riportate si riferiscono al formato 120x240 / The above designs refer to size 120x240 cm / Les graphismes indiqués ci-dessus se réfèrent au format 120x240
 Die oben abgebildeten Grafiken beziehen sich auf das Format 120x240 / Las gráficas arriba indicadas se refieren a la medida 120x240.



CEMENT

PEZZI SPECIALI

SPECIAL TRIMS/PIÈCES SPÉCIALES/FORMSTÜCKE/PIEZAS ESPECIALES

6 mm 1/4" ↓								
	COLOR	SURFACE	30x30 11 4/5" x 11 4/5" mosaico tessere 7,5x7,5	30x30 11 4/5" x 11 4/5" muretto tessere 7,5x15	30x30 11 4/5" x 11 4/5" mosaico tessere 1,5x3	4,6x80 1 4/5" x 31 1/2" battiscopa	4,6x60 1 4/5" x 23 5/8" battiscopa	
INDUSTRIAL	IVORY	NATURALE	747722	747732	747742	747857	-	
	TAUPE	NATURALE	747723	747733	747743	747858	-	
	MOKA	NATURALE	747724	747734	747744	747859	-	
	SAGE	NATURALE	747725	747735	747745	747860	-	
	STEEL	NATURALE	747726	747736	747746	747861	-	
	PLOMB	NATURALE	747727	747737	747747	747862	-	
NEUTRA 6.0	01 BIANCO	MATTE	-	-	-	-	759000	
	02 POLVERE	MATTE	-	-	-	-	759001	
	03 PERLA	MATTE	-	-	-	-	759002	
	04 FERRO	MATTE	-	-	-	-	759003	
	05 QUARZO	MATTE	-	-	-	-	759004	
	06 GRAFITE	MATTE	-	-	-	-	759005	
	07 PETROLIO	MATTE	-	-	-	-	759006	
	08 AVIO	MATTE	-	-	-	-	759007	
EARTHTECH	PUMICE_GROUND	COMFORT	772405	772523	-	-	772459	
	DESERT_GROUND	COMFORT	772406	772524	-	-	772460	
	FOG_GROUND	COMFORT	772407	772525	-	-	772461	
	CARBON_GROUND	COMFORT	772408	772526	-	-	772462	

6 mm 1/4" ↓								
	COLOR	SURFACE	30x30 11 4/5" x 11 4/5" mosaico tessere 7,5x7,5	30x30 11 4/5" x 11 4/5" muretto tessere 7,5x15	30x30 11 4/5" x 11 4/5" mosaico tessere 1,5x3	4,6x80 1 4/5" x 31 1/2" battiscopa	4,6x60 1 4/5" x 23 5/8" battiscopa	
"STUDIOS"	CHALK	MATTE	758259	758265	-	-	758271	
	SAND	MATTE	758260	758266	-	-	758272	
	CLOUD	MATTE	758258	758264	-	-	758270	
	CONCREATE	MATTE	758257	758263	-	-	758269	
	RUBBER	MATTE	758255	758261	-	-	758267	
BUILDTECH/2.0	BUILD_WHITE CE	NATURALE	767552	767556	-	-	767560	
	BUILD_BONE CE	NATURALE	767553	767557	-	-	767561	
	BUILD_MUD CE	NATURALE	767554	767558	-	-	767562	
	BUILD_COAL CE	NATURALE	767555	767559	-	-	767563	
MATCH-UP	SUGAR	COMFORT	772547	772556	-	-	772566	
	SUGAR MIX	COMFORT	772550	772559	-	-	772571	
		GLOSSY	772553	772562	-	-	772574	
	COOKIE	COMFORT	772548	772557	-	-	772569	
	COOKIE MIX	COMFORT	772551	772560	-	-	772572	
		GLOSSY	772554	772563	-	-	772575	
EARL GREY	COMFORT	772549	772558	-	-	772570		
EARL GREY MIX	COMFORT	772552	772561	-	-	772573		
	GLOSSY	772555	772564	-	-	772576		
MATIÈRES	MATIÈRES SABLE	MATTE	755978	755984	755990	-	755996	
	MATIÈRES MOU	MATTE	755979	755985	755991	-	755997	
	MATIÈRES NUAGE	MATTE	755981	755987	755993	-	755999	
	MATIÈRES GRIS	MATTE	755980	755986	755992	-	755998	

CEMENT

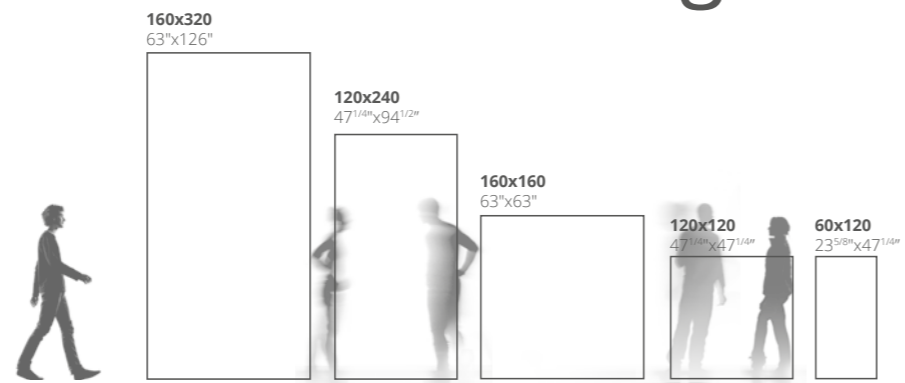
Le immagini riportate non rappresentano necessariamente il numero di grafiche del prodotto. Il numero di grafiche è variabile in funzione del formato e del colore di riferimento. Images do not necessarily represent the number of patterns in the product's range. The number of different pattern varies according to size and color of the item. / Les images reportées ne représentent pas forcément le nombre de graphismes du produit. Leur nombre varie en fonction du format et de la couleur choisie. / Die Abbildungen geben keine bindende Auskunft bzgl. der Anzahl verschiedener Grafiken. Die Anzahl der Grafiken ist abhängig von Format und Farbe der jeweiligen Kollektion. / Las imágenes mostradas no representan necesariamente el número de gráficas del producto. El número de gráficas varía en función del formato y del color.



METAL



FLORIM OVERSIZE
magnUm®



FLOWTECH
RUSSET
PAG 218



FLOWTECH
AGED BRONZE
PAG 219




FLOWTECH
BURNISHED
PAG 220



FLOWTECH

RUSSET




GRES FINE PORCELLANATO
FINE PORCELAIN STONEWARE/GRES CERAME FIN/FEINSTEINZEUG-KOLLEKTIONEN/GRES PORCELANICO FINO
SQUADRATO - SQUARED - EQUARRI - REKTIFIZIERT - ESCUADRADO

6 mm 1/4" ↓	COLOR	SURFACE	160x320	160x160	120x240	120x120	60x120
			63"x126"	63"x63"	47 ^{1/4} "x94 ^{1/2} "	47 ^{1/4} "x47 ^{1/4} "	23 ^{5/8} "x47 ^{1/4} "
FLOWTECH	RUSSET	NATURALE	757908	757911	756645	757061	757058
		R+PTV	-	-	758807	757914	-

Le grafiche sopra riportate si riferiscono al formato 120x240 / The above designs refer to size 120x240 cm / Les graphismes indiqués ci-dessus se réfèrent au format 120x240
Die oben abgebildeten Grafiken beziehen sich auf das Format 120x240 / Las gráficas arriba indicadas se refieren a la medida 120x240.

FLOWTECH

AGED BRONZE



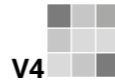
GRES FINE PORCELLANATO
FINE PORCELAIN STONEWARE/GRES CERAME FIN/FEINSTEINZEUG-KOLLEKTIONEN/GRES PORCELANICO FINO
SQUADRATO - SQUARED - EQUARRI - REKTIFIZIERT - ESCUADRADO

6 mm 1/4" ↓	COLOR	SURFACE	160x320	160x160	120x240	120x120	60x120
			63"x126"	63"x63"	47 ^{1/4} "x94 ^{1/2} "	47 ^{1/4} "x47 ^{1/4} "	23 ^{5/8} "x47 ^{1/4} "
FLOWTECH	AGED BRONZE	NATURALE	757909	757912	756646	757062	757059
		R+PTV	-	-	758808	757915	-

Le grafiche sopra riportate si riferiscono al formato 120x240 / The above designs refer to size 120x240 cm / Les graphismes indiqués ci-dessus se réfèrent au format 120x240
Die oben abgebildeten Grafiken beziehen sich auf das Format 120x240 / Las gráficas arriba indicadas se refieren a la medida 120x240.

FLOWTECH

BURNISHED



GRES FINE PORCELLANATO
FINE PORCELAIN STONEWARE/GRES CERAME FIN/FEINSTEINZEUG-KOLLEKTIONEN/GRES PORCELANICO FINO
SQUADRATO - SQUARED - EQUARRI - REKTIFIZIERT - ESCUADRADO

6 mm 1/4" ↓	COLOR	SURFACE	160x320 63"x126"	160x160 63"x63"	120x240 47 ^{1/4} "x94 ^{1/2} "	120x120 47 ^{1/4} "x47 ^{1/4} "	60x120 23 ^{5/8} "x47 ^{1/4} "
FLOWTECH	BURNISHED	NATURALE	757910	757913	756647	757063	757060
		R+PTV	-	-	758809	757916	-

Le grafiche sopra riportate si riferiscono al formato 120x240 / The above designs refer to size 120x240 cm / Les graphismes indiqués ci-dessus se réfèrent au format 120x240
Die oben abgebildeten Grafiken beziehen sich auf das Format 120x240 / Las gráficas arriba indicadas se refieren a la medida 120x240.

PEZZI SPECIALI

SPECIAL TRIMS/PIÈCES SPÉCIALES/FORMSTÜCKE/PIEZAS ESPECIALES

6 mm 1/4" ↓	COLOR	SURFACE	30x30 11 ^{4/5} "x11 ^{4/5} " mosaico tessere 7,5x7,5	30x30 11 ^{4/5} "x11 ^{4/5} " muretto tessere 7,5x15	30x30 11 ^{4/5} "x11 ^{4/5} " mosaico tessere 1,5x3	4,6x60 1 ^{4/5} "x23 ^{5/8} " battiscopa
	RUSSET	NATURALE	756624	756621	756627	756630
FLOWTECH	AGED BRONZE	NATURALE	756625	756622	756628	756631
	BURNISHED	NATURALE	756626	756623	756629	756632

METAL

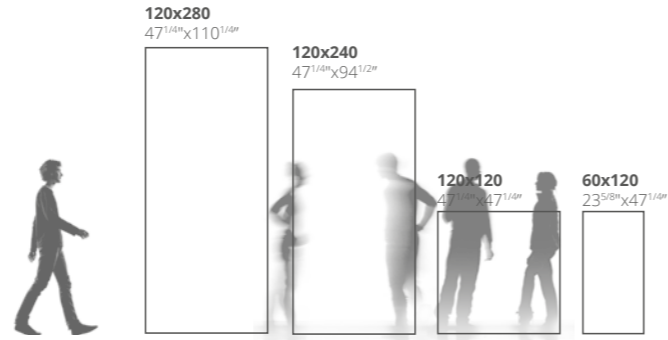
Le immagini riportate non rappresentano necessariamente il numero di grafiche del prodotto. Il numero di grafiche è variabile in funzione del formato e del colore di riferimento.
Images do not necessarily represent the number of patterns in the product's range. The number of different patterns varies according to size and color of the item. / Les images reportées ne représentent pas forcément le nombre de graphismes du produit. Leur nombre varie en fonction du format et de la couleur choisie. / Die Abbildungen geben keine bindende Auskunft bzgl. der Anzahl verschiedener Grafiken. Die Anzahl der Grafiken ist abhängig von Format und Farbe der jeweiligen Kollektion. / Las imágenes mostradas no representan necesariamente el número de gráficas del producto. El número de gráficas varía en función del formato y del color.



WOOD



FLORIM OVERSIZE
magnUm®



NATURE MOOD
PLANK_01
PAG 226



NATURE MOOD
PLANK_02
PAG 227



NATURE MOOD
PLANK_03
PAG 228



NATURE MOOD
PLANK_04
PAG 229



NATURE MOOD
PLANK_05
PAG 230



NATURE MOOD
PLANK_06
PAG 231



WOOD

NATURE MOOD

PLANK_01



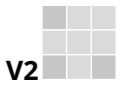
GRES FINE PORCELLANATO
FINE PORCELAIN STONEWARE/GRES CERAME FIN/FEINSTEINZEUG-KOLLEKTIONEN/GRES PORCELANICO FINO
SQUADRATO - SQUARED - EQUARRI - REKTIFIZIERT - ESCUADRADO

6 mm 1/4" ↓	COLOR	SURFACE	120x280 47 ^{1/4"} x110 ^{1/4"}	120x240 47 ^{1/4"} x94 ^{1/2"}	120x120 47 ^{1/4"} x47 ^{1/4"}	60x120 23 ^{5/8"} x47 ^{1/4"}
NATURE MOOD	PLANK_01	COMFORT	774711	774864	774880	774896

Le grafiche sopra riportate si riferiscono al formato 120x280 / The above designs refer to size 120x280 cm / Les graphismes indiqués ci-dessus se réfèrent au format 120x280
Die oben abgebildeten Grafiken beziehen sich auf das Format 120x280 / Las gráficas arriba indicadas se refieren a la medida 120x280.

NATURE MOOD

PLANK_02




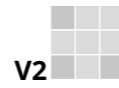
GRES FINE PORCELLANATO
FINE PORCELAIN STONEWARE/GRES CERAME FIN/FEINSTEINZEUG-KOLLEKTIONEN/GRES PORCELANICO FINO
SQUADRATO - SQUARED - EQUARRI - REKTIFIZIERT - ESCUADRADO

6 mm 1/4" ↓	COLOR	SURFACE	120x280 47 ^{1/4"} x110 ^{1/4"}	120x240 47 ^{1/4"} x94 ^{1/2"}	120x120 47 ^{1/4"} x47 ^{1/4"}	60x120 23 ^{5/8"} x47 ^{1/4"}
NATURE MOOD	PLANK_02	COMFORT	774712	774865	774881	774897

Le grafiche sopra riportate si riferiscono al formato 120x280 / The above designs refer to size 120x280 cm / Les graphismes indiqués ci-dessus se réfèrent au format 120x280
Die oben abgebildeten Grafiken beziehen sich auf das Format 120x280 / Las gráficas arriba indicadas se refieren a la medida 120x280.

NATURE MOOD

PLANK_03



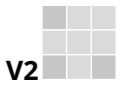
GRES FINE PORCELLANATO
FINE PORCELAIN STONEWARE/GRES CERAME FIN/FEINSTEINZEUG-KOLLEKTIONEN/GRES PORCELANICO FINO
SQUADRATO - SQUARED - EQUARRI - REKTIFIZIERT - ESCUADRADO

6 mm 1/4" ↓	COLOR	SURFACE	120x280 47 ^{1/4"} x110 ^{1/4"}	120x240 47 ^{1/4"} x94 ^{1/2"}	120x120 47 ^{1/4"} x47 ^{1/4"}	60x120 23 ^{5/8"} x47 ^{1/4"}
NATURE MOOD	PLANK_03	COMFORT	774713	774866	774882	774898

Le grafiche sopra riportate si riferiscono al formato 120x280 / The above designs refer to size 120x280 cm / Les graphismes indiqués ci-dessus se réfèrent au format 120x280
Die oben abgebildeten Grafiken beziehen sich auf das Format 120x280 / Las gráficas arriba indicadas se refieren a la medida 120x280.

NATURE MOOD

PLANK_04



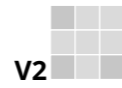
GRES FINE PORCELLANATO
FINE PORCELAIN STONEWARE/GRES CERAME FIN/FEINSTEINZEUG-KOLLEKTIONEN/GRES PORCELANICO FINO
SQUADRATO - SQUARED - EQUARRI - REKTIFIZIERT - ESCUADRADO

6 mm 1/4" ↓	COLOR	SURFACE	120x280 47 ^{1/4"} x110 ^{1/4"}	120x240 47 ^{1/4"} x94 ^{1/2"}	120x120 47 ^{1/4"} x47 ^{1/4"}	60x120 23 ^{5/8"} x47 ^{1/4"}
NATURE MOOD	PLANK_04	COMFORT	774714	774867	774883	774899

Le grafiche sopra riportate si riferiscono al formato 120x280 / The above designs refer to size 120x280 cm / Les graphismes indiqués ci-dessus se réfèrent au format 120x280
Die oben abgebildeten Grafiken beziehen sich auf das Format 120x280 / Las gráficas arriba indicadas se refieren a la medida 120x280.

NATURE MOOD

PLANK_05



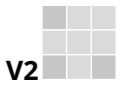
GRES FINE PORCELLANATO
FINE PORCELAIN STONEWARE/GRES CERAME FIN/FEINSTEINZEUG-KOLLEKTIONEN/GRES PORCELANICO FINO
SQUADRATO - SQUARED - EQUARRI - REKTIFIZIERT - ESCUADRADO

6 mm 1/4" ↓	COLOR	SURFACE	120x280 47 ^{1/4"} x110 ^{1/4"}	120x240 47 ^{1/4"} x94 ^{1/2"}	120x120 47 ^{1/4"} x47 ^{1/4"}	60x120 23 ^{5/8"} x47 ^{1/4"}
NATURE MOOD	PLANK_05	COMFORT	774715	774868	774884	774900

Le grafiche sopra riportate si riferiscono al formato 120x280 / The above designs refer to size 120x280 cm / Les graphismes indiqués ci-dessus se réfèrent au format 120x280
Die oben abgebildeten Grafiken beziehen sich auf das Format 120x280 / Las gráficas arriba indicadas se refieren a la medida 120x280.

NATURE MOOD

PLANK_06









GRES FINE PORCELLANATO
FINE PORCELAIN STONEWARE/GRES CERAME FIN/FEINSTEINZEUG-KOLLEKTIONEN/GRES PORCELANICO FINO
SQUADRATO - SQUARED - EQUARRI - REKTIFIZIERT - ESCUADRADO

6 mm 1/4" ↓	COLOR	SURFACE	120x280 47 ^{1/4"} x110 ^{1/4"}	120x240 47 ^{1/4"} x94 ^{1/2"}	120x120 47 ^{1/4"} x47 ^{1/4"}	60x120 23 ^{5/8"} x47 ^{1/4"}
NATURE MOOD	PLANK_06	COMFORT	774716	774869	774885	774901

Le grafiche sopra riportate si riferiscono al formato 120x280 / The above designs refer to size 120x280 cm / Les graphismes indiqués ci-dessus se réfèrent au format 120x280
Die oben abgebildeten Grafiken beziehen sich auf das Format 120x280 / Las gráficas arriba indicadas se refieren a la medida 120x280.

PEZZI SPECIALI

SPECIAL TRIMS/PIÈCES SPÉCIALES/FORMSTÜCKE/PIEZAS ESPECIALES

6 mm 1/4" ↓				4,6x60 1 4/5" x 2 3/8"
	COLOR	SURFACE		battiscopa
NATURE MOOD		PLANK_01	COMFORT	775497
		PLANK_02	COMFORT	775498
		PLANK_03	COMFORT	775499
		PLANK_04	COMFORT	775500
		PLANK_05	COMFORT	775501
		PLANK_06	COMFORT	775502





Le immagini riportate non rappresentano necessariamente il numero di grafiche del prodotto. Il numero di grafiche è variabile in funzione del formato e del colore di riferimento.
 Images do not necessarily represent the number of patterns in the product's range. The number of different patterns varies according to size and color of the item. / Les images reportées ne représentent pas forcément le nombre de graphismes du produit. Leur nombre varie en fonction du format et de la couleur choisie. / Die Abbildungen geben keine bindende Auskunft bzgl. der Anzahl verschiedener Grafiken. Die Anzahl der Grafiken ist abhängig von Format und Farbe der jeweiligen Kollektion. / Las imágenes mostradas no representan necesariamente el número de gráficas del producto. El número de gráficas varía en función del formato y del color.




WOOD

COLOR



B&W MARBLE
WHITE
PAG 240



CRAYONS
MILK
PAG 241



CRAYONS
OLD LACE
PAG 242



CRAYONS
BUTTERCREAM
PAG 240



BUILDTECH/2.0
CREAM
PAG 244



NEUTRA 6.0
14 ARANCIO
PAG 250



BUILDTECH/2.0
SCARLET
PAG 251



NEUTRA 6.0
13 CORALLO
PAG 252



BUILDTECH/2.0
CRIMSON
PAG 253



CRAYONS
PRIMROSE
PAG 254



EARTHTECH
SAVANNAH_GROUND
PAG 245




EARTHTECH
SAVANNAH_FLAKES
PAG 246



BUILDTECH/2.0
MUSTARD
PAG 247



EARTHTECH
OUTBACK_GROUND
PAG 248




EARTHTECH
OUTBACK_FLAKES
PAG 249



BUILDTECH/2.0
FUCHSIA
PAG 255




BUILDTECH/2.0
BURGUNDY
PAG 256



NEUTRA 6.0
11 MELANZANA
PAG 257



CRAYONS
HAZELNUT
PAG 258



NEUTRA 6.0
12 MALVA
PAG 259


COLOR



CRAYONS
MIST
PAG 260



B&W_MARBLE
BLACK
PAG 261



NEUTRA 6.0
10 ACQUAMARINA
PAG 262



NEUTRA 6.0
09 OLIVA
PAG 263



NEUTRA 6.0
08 AVIO
PAG 264




CRAYONS
SKYLINE
PAG 270



BUILDTECH/2.0
MIDNIGHT
PAG 271



NEUTRA 6.0
07 PETROLIO
PAG 265



CRAYONS
MOSS
PAG 266



BUILDTECH/2.0
TEAL
PAG 267



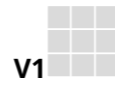
BUILDTECH/2.0
BOTTLE
PAG 268



BUILDTECH/2.0
SKY
PAG 269

B&W_MARBLE

WHITE




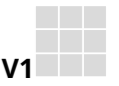
GRES FINE PORCELLANATO
FINE PORCELAIN STONWARE/GRES CERAME FIN/FEINSTEINZEUG-KOLLEKTIONEN/GRES PORCELANICO FINO
SQUADRATO - SQUARED - EQUARRI - REKTIFIZIERT - ESCUADRADO

6 mm 1/4" ↑↓	COLOR	SURFACE	160x320 63"x126"	120x280 47 ^{1/4"} x110 ^{1/4"}	120x240 47 ^{1/4"} x94 ^{1/2"}	120x120 47 ^{1/4"} x47 ^{1/4"}	60x120 23 ^{5/8"} x47 ^{1/4"}
B&W_MARBLE	WHITE	NATURALE	751164	765518	751165	751167	751166
		HIGH-GLOSSY	751171	765527	751172	751174	751173

Le grafiche sopra riportate si riferiscono al formato 120x280 / The above designs refer to size 120x280 cm / Les graphismes indiqués ci-dessus se réfèrent au format 120x280
Die oben abgebildeten Grafiken beziehen sich auf das Format 120x280 / Las gráficas arriba indicadas se refieren a la medida 120x280.

CRAYONS

MILK




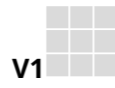
GRES FINE PORCELLANATO
FINE PORCELAIN STONWARE/GRES CERAME FIN/FEINSTEINZEUG-KOLLEKTIONEN/GRES PORCELANICO FINO
SQUADRATO - SQUARED - EQUARRI - REKTIFIZIERT - ESCUADRADO

6 mm 1/4" ↑↓	COLOR	SURFACE	120x240 47 ^{1/4"} x94 ^{1/2"}	120x120 47 ^{1/4"} x47 ^{1/4"}	60x120 23 ^{5/8"} x47 ^{1/4"}	40x120 15 ^{3/4"} x47 ^{1/4"}
CRAYONS	MILK	NATURALE	767797	767798	767799	767800

Le grafiche sopra riportate si riferiscono al formato 120x240 / The above designs refer to size 120x240 cm / Les graphismes indiqués ci-dessus se réfèrent au format 120x240
Die oben abgebildeten Grafiken beziehen sich auf das Format 120x240 / Las gráficas arriba indicadas se refieren a la medida 120x240.

CRAYONS

OLD LACE




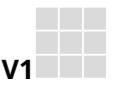
GRES FINE PORCELLANATO
FINE PORCELAIN STONEWARE/GRES CERAME FIN/FEINSTEINZEUG-KOLLEKTIONEN/GRES PORCELANICO FINO
SQUADRATO - SQUARED - EQUARRI - REKTIFIZIERT - ESCUADRADO

6 mm 1/4" ↑	COLOR	SURFACE	120x240	120x120	60x120	40x120
			47 ^{1/4"} x94 ^{1/2"}	47 ^{1/4"} x47 ^{1/4"}	23 ^{5/8"} x47 ^{1/4"}	15 ^{3/4"} x47 ^{1/4"}
CRAYONS	OLD LACE	NATURALE	767235	767249	767263	767742

Le grafiche sopra riportate si riferiscono al formato 120x240 / The above designs refer to size 120x240 cm / Les graphismes indiqués ci-dessus se réfèrent au format 120x240
Die oben abgebildeten Grafiken beziehen sich auf das Format 120x240 / Las gráficas arriba indicadas se refieren a la medida 120x240.

CRAYONS

BUTTERCREAM



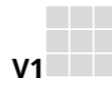
GRES FINE PORCELLANATO
FINE PORCELAIN STONEWARE/GRES CERAME FIN/FEINSTEINZEUG-KOLLEKTIONEN/GRES PORCELANICO FINO
SQUADRATO - SQUARED - EQUARRI - REKTIFIZIERT - ESCUADRADO

6 mm 1/4" ↑	COLOR	SURFACE	120x240	120x120	60x120	40x120
			47 ^{1/4"} x94 ^{1/2"}	47 ^{1/4"} x47 ^{1/4"}	23 ^{5/8"} x47 ^{1/4"}	15 ^{3/4"} x47 ^{1/4"}
CRAYONS	BUTTERCREAM	NATURALE	767237	767251	767265	767744

Le grafiche sopra riportate si riferiscono al formato 120x240 / The above designs refer to size 120x240 cm / Les graphismes indiqués ci-dessus se réfèrent au format 120x240
Die oben abgebildeten Grafiken beziehen sich auf das Format 120x240 / Las gráficas arriba indicadas se refieren a la medida 120x240.

BUILDTECH/2.0

CREAM




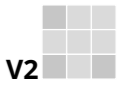
GRES PORCELLANATO DECORATO
 DECORATED PORCELAIN TILES/GRÈS CÉRAME DÉCORÉ/VERZIERTES FEINSTEINZEUG/GRES PORCELÁNICO DECORADO
 SQUADRATO - SQUARED - EQUARRI - REKTIFIZIERT - ESCUADRADO

6 mm 1/4" ↓	COLOR	SURFACE	120x280 47 ^{1/4} "x110 ^{1/4} "	120x240 47 ^{1/4} "x94 ^{1/2} "	120x120 47 ^{1/4} "x47 ^{1/4} "	60x120 23 ^{5/8} "x47 ^{1/4} "
BUILDTECH/2.0	CREAM	GLOSSY	766859	766674	766879	766900
		NATURALE	766849	766660	766869	766890

Le grafiche sopra riportate si riferiscono al formato 120x240 / The above designs refer to size 120x240 cm / Les graphismes indiqués ci-dessus se réfèrent au format 120x240
 Die oben abgebildeten Grafiken beziehen sich auf das Format 120x240 / Las gráficas arriba indicadas se refieren a la medida 120x240.

EARTHTECH

SAVANNAH_GROUND




GRES FINE PORCELLANATO
 FINE PORCELAIN STONEWARE/GRES CERAME FIN/FEINSTEINZEUG-KOLLEKTIONEN/GRES PORCELÁNICO FINO
 SQUADRATO - SQUARED - EQUARRI - REKTIFIZIERT - ESCUADRADO

6 mm 1/4" ↓	COLOR	SURFACE	120x280 47 ^{1/4} "x110 ^{1/4} "	120x240 47 ^{1/4} "x94 ^{1/2} "	120x120 47 ^{1/4} "x47 ^{1/4} "	60x120 23 ^{5/8} "x47 ^{1/4} "
EARTHTECH	SAVANNAH GROUND	COMFORT	771453	771465	771629	771635

Le grafiche sopra riportate si riferiscono al formato 120x240 / The above designs refer to size 120x240 cm / Les graphismes indiqués ci-dessus se réfèrent au format 120x240
 Die oben abgebildeten Grafiken beziehen sich auf das Format 120x240 / Las gráficas arriba indicadas se refieren a la medida 120x240.

EARTHTECH

SAVANNAH_FLAKES





GRES FINE PORCELLANATO
FINE PORCELAIN STONEWARE/GRES CERAME FIN/FEINSTEINZEUG-KOLLEKTIONEN/GRES PORCELANICO FINO
SQUADRATO - SQUARED - EQUARRI - REKTIFIZIERT - ESCUADRADO

9 mm 3/8" ↑↓	COLOR	SURFACE	120x240 47 ^{1/4"} x94 ^{1/2"}	120x120 47 ^{1/4"} x47 ^{1/4"}	60x120 23 ^{5/8"} x47 ^{1/4"}
EARTHTECH	SAVANNAH_FLAKES	COMFORT	776928	776940	776959
		GLOSSY-BRIGHT	776922	776934	776946

Le grafiche sopra riportate si riferiscono al formato 120x240 / The above designs refer to size 120x240 cm / Les graphismes indiqués ci-dessus se réfèrent au format 120x240
Die oben abgebildeten Grafiken beziehen sich auf das Format 120x240 / Las gráficas arriba indicadas se refieren a la medida 120x240.

BUILDTECH/2.0

MUSTARD




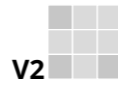
GRES PORCELLANATO DECORATO
DECORATED PORCELAIN TILES/GRÈS CÉRAME DÉCORÉ/VERZIERTES FEINSTEINZEUG/GRES PORCELÁNICO DECORADO
SQUADRATO - SQUARED - EQUARRI - REKTIFIZIERT - ESCUADRADO

6 mm 1/4" ↑↓	COLOR	SURFACE	120x280 47 ^{1/4"} x110 ^{1/4"}	120x240 47 ^{1/4"} x94 ^{1/2"}	120x120 47 ^{1/4"} x47 ^{1/4"}	60x120 23 ^{5/8"} x47 ^{1/4"}
BUILDTECH/2.0	MUSTARD	GLOSSY	766858	766672	766878	766899
		NATURALE	766848	766659	766868	766889

Le grafiche sopra riportate si riferiscono al formato 120x240 / The above designs refer to size 120x240 cm / Les graphismes indiqués ci-dessus se réfèrent au format 120x240
Die oben abgebildeten Grafiken beziehen sich auf das Format 120x240 / Las gráficas arriba indicadas se refieren a la medida 120x240.

EARTHTECH

OUTBACK_GROUND




GRES FINE PORCELLANATO
 FINE PORCELAIN STONEWARE/GRES CERAME FIN/FEINSTEINZEUG-KOLLEKTIONEN/GRES PORCELANICO FINO
 SQUADRATO - SQUARED - EQUARRI - REKTIFIZIERT - ESCUADRADO

6 mm 1/4" ↑↓	COLOR	SURFACE	120x280 47 ^{1/4"} x110 ^{1/4"}	120x240 47 ^{1/4"} x94 ^{1/2"}	120x120 47 ^{1/4"} x47 ^{1/4"}	60x120 23 ^{5/8"} x47 ^{1/4"}
EARTHTECH	OUTBACK_GROUND	COMFORT	771454	771466	771630	771636

Le grafiche sopra riportate si riferiscono al formato 120x240 / The above designs refer to size 120x240 cm / Les graphismes indiqués ci-dessus se réfèrent au format 120x240
 Die oben abgebildeten Grafiken beziehen sich auf das Format 120x240 / Las gráficas arriba indicadas se refieren a la medida 120x240.

EARTHTECH

OUTBACK_FLAKES




GRES FINE PORCELLANATO
 FINE PORCELAIN STONEWARE/GRES CERAME FIN/FEINSTEINZEUG-KOLLEKTIONEN/GRES PORCELANICO FINO
 SQUADRATO - SQUARED - EQUARRI - REKTIFIZIERT - ESCUADRADO

9 mm 3/8" ↑↓	COLOR	SURFACE	120x240 47 ^{1/4"} x94 ^{1/2"}	120x120 47 ^{1/4"} x47 ^{1/4"}	60x120 23 ^{5/8"} x47 ^{1/4"}
EARTHTECH	OUTBACK_FLAKES	COMFORT	776930	776942	776961
		GLOSSY-BRIGHT	776924	776936	776948

Le grafiche sopra riportate si riferiscono al formato 120x240 / The above designs refer to size 120x240 cm / Les graphismes indiqués ci-dessus se réfèrent au format 120x240
 Die oben abgebildeten Grafiken beziehen sich auf das Format 120x240 / Las gráficas arriba indicadas se refieren a la medida 120x240.

NEUTRA 6.0

14 ARANCIO




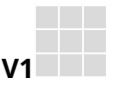
GRES PORCELLANATO DECORATO
 DECORATED PORCELAIN TILES/GRÈS CÉRAMÉ DÉCORÉ/VERZIERTES FEINSTEINZEUG/GRES PORCELÁNICO DECORADO
 SQUADRATO - SQUARED - EQUARRI - REKTIFIZIERT - ESCUADRADO

6 mm 1/4" ↑↓	COLOR	SURFACE	120x240 47 ^{1/4"} x94 ^{1/2"}
NEUTRA 6.0	14 ARANCIO	MATTE	752899

Le grafiche sopra riportate si riferiscono al formato 120x240 / The above designs refer to size 120x240 cm / Les graphismes indiqués ci-dessus se réfèrent au format 120x240
 Die oben abgebildeten Grafiken beziehen sich auf das Format 120x240 / Las gráficas arriba indicadas se refieren a la medida 120x240.

BUILDTECH/2.0

SCARLET




GRES PORCELLANATO DECORATO
 DECORATED PORCELAIN TILES/GRÈS CÉRAMÉ DÉCORÉ/VERZIERTES FEINSTEINZEUG/GRES PORCELÁNICO DECORADO
 SQUADRATO - SQUARED - EQUARRI - REKTIFIZIERT - ESCUADRADO

6 mm 1/4" ↑↓	COLOR	SURFACE	120x280 47 ^{1/4"} x110 ^{1/4"}	120x240 47 ^{1/4"} x94 ^{1/2"}	120x120 47 ^{1/4"} x47 ^{1/4"}	60x120 23 ^{5/8"} x47 ^{1/4"}
BUILDTECH/2.0	SCARLET	GLOSSY	766862	766677	766882	766903
		NATURALE	766852	766663	766872	766893

Le grafiche sopra riportate si riferiscono al formato 120x240 / The above designs refer to size 120x240 cm / Les graphismes indiqués ci-dessus se réfèrent au format 120x240
 Die oben abgebildeten Grafiken beziehen sich auf das Format 120x240 / Las gráficas arriba indicadas se refieren a la medida 120x240.

NEUTRA 6.0

13 CORALLO




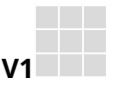
GRES PORCELLANATO DECORATO
 DECORATED PORCELAIN TILES/GRÈS CÉRAME DÉCORÉ/VERZIERTES FEINSTEINZEUG/GRES PORCELÁNICO DECORADO
 SQUADRATO - SQUARED - EQUARRI - REKTIFIZIERT - ESCUADRADO

6 mm 1/4" ↑ ↓	COLOR	SURFACE	120x240 47 ^{1/4"} x94 ^{1/2"}
NEUTRA 6.0	13 CORALLO	MATTE	752898

Le grafiche sopra riportate si riferiscono al formato 120x240 / The above designs refer to size 120x240 cm / Les graphismes indiqués ci-dessus se réfèrent au format 120x240
 Die oben abgebildeten Grafiken beziehen sich auf das Format 120x240 / Las gráficas arriba indicadas se refieren a la medida 120x240.

BUILDTECH/2.0

CRIMSON




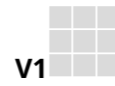
GRES PORCELLANATO DECORATO
 DECORATED PORCELAIN TILES/GRÈS CÉRAME DÉCORÉ/VERZIERTES FEINSTEINZEUG/GRES PORCELÁNICO DECORADO
 SQUADRATO - SQUARED - EQUARRI - REKTIFIZIERT - ESCUADRADO

6 mm 1/4" ↑ ↓	COLOR	SURFACE	120x280 47 ^{1/4"} x110 ^{1/4"}	120x240 47 ^{1/4"} x94 ^{1/2"}	120x120 47 ^{1/4"} x47 ^{1/4"}	60x120 23 ^{5/8"} x47 ^{1/4"}
BUILDTECH/2.0	CRIMSON	GLOSSY	766863	766678	766883	766904
		NATURALE	766853	766665	766873	766894

Le grafiche sopra riportate si riferiscono al formato 120x240 / The above designs refer to size 120x240 cm / Les graphismes indiqués ci-dessus se réfèrent au format 120x240
 Die oben abgebildeten Grafiken beziehen sich auf das Format 120x240 / Las gráficas arriba indicadas se refieren a la medida 120x240.

CRAYONS

PRIMROSE




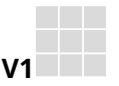
GRES FINE PORCELLANATO
FINE PORCELAIN STONWARE/GRES CERAME FIN/FEINSTEINZEUG-KOLLEKTIONEN/GRES PORCELANICO FINO
SQUADRATO - SQUARED - EQUARRI - REKTIFIZIERT - ESCUADRADO

6 mm 1/4" ↓	COLOR	SURFACE	120x240	120x120	60x120	40x120
			47 ^{1/4"} x94 ^{1/2"}	47 ^{1/4"} x47 ^{1/4"}	23 ^{5/8"} x47 ^{1/4"}	15 ^{3/4"} x47 ^{1/4"}
CRAYONS	PRIMROSE	NATURALE	767236	767250	767264	767743

Le grafiche sopra riportate si riferiscono al formato 120x240 / The above designs refer to size 120x240 cm / Les graphismes indiqués ci-dessus se réfèrent au format 120x240
Die oben abgebildeten Grafiken beziehen sich auf das Format 120x240 / Las gráficas arriba indicadas se refieren a la medida 120x240.

BUILDTECH/2.0

FUCHSIA




GRES PORCELLANATO DECORATO
DECORATED PORCELAIN TILES/GRÈS CÉRAME DÉCORÉ/VERZIERTES FEINSTEINZEUG/GRES PORCELÁNICO DECORADO
SQUADRATO - SQUARED - EQUARRI - REKTIFIZIERT - ESCUADRADO

6 mm 1/4" ↓	COLOR	SURFACE	120x280	120x240	120x120	60x120
			47 ^{1/4"} x110 ^{1/4"}	47 ^{1/4"} x94 ^{1/2"}	47 ^{1/4"} x47 ^{1/4"}	23 ^{5/8"} x47 ^{1/4"}
BUILDTECH/2.0	FUCHSIA	GLOSSY	766865	766680	766885	766906
		NATURALE	766855	766667	766875	766896

Le grafiche sopra riportate si riferiscono al formato 120x240 / The above designs refer to size 120x240 cm / Les graphismes indiqués ci-dessus se réfèrent au format 120x240
Die oben abgebildeten Grafiken beziehen sich auf das Format 120x240 / Las gráficas arriba indicadas se refieren a la medida 120x240.

BUILDTECH/2.0

BURGUNDY




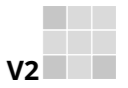
GRES PORCELLANATO DECORATO
 DECORATED PORCELAIN TILES/GRÈS CÉRAMÉ DÉCORÉ/VERZIERTES FEINSTEINZEUG/GRES PORCELÁNICO DECORADO
 SQUADRATO - SQUARED - EQUARRI - REKTIFIZIERT - ESCUADRADO

6 mm 1/4" ↓	COLOR	SURFACE	120x280 47 ^{1/4"} x110 ^{1/4"}	120x240 47 ^{1/4"} x94 ^{1/2"}	120x120 47 ^{1/4"} x47 ^{1/4"}	60x120 23 ^{5/8"} x47 ^{1/4"}
BUILDTECH/2.0	BURGUNDY	GLOSSY	766864	766679	766884	766905
		NATURALE	766854	766666	766874	766895

Le grafiche sopra riportate si riferiscono al formato 120x240 / The above designs refer to size 120x240 cm / Les graphismes indiqués ci-dessus se réfèrent au format 120x240
 Die oben abgebildeten Grafiken beziehen sich auf das Format 120x240 / Las gráficas arriba indicadas se refieren a la medida 120x240.

NEUTRA 6.0

11 MELANZANA




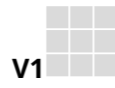
GRES PORCELLANATO DECORATO
 DECORATED PORCELAIN TILES/GRÈS CÉRAMÉ DÉCORÉ/VERZIERTES FEINSTEINZEUG/GRES PORCELÁNICO DECORADO
 SQUADRATO - SQUARED - EQUARRI - REKTIFIZIERT - ESCUADRADO

6 mm 1/4" ↓	COLOR	SURFACE	120x240 47 ^{1/4"} x94 ^{1/2"}
NEUTRA 6.0	11 MELANZANA	MATTE	749560

Le grafiche sopra riportate si riferiscono al formato 120x240 / The above designs refer to size 120x240 cm / Les graphismes indiqués ci-dessus se réfèrent au format 120x240
 Die oben abgebildeten Grafiken beziehen sich auf das Format 120x240 / Las gráficas arriba indicadas se refieren a la medida 120x240.

CRAYONS

HAZELNUT




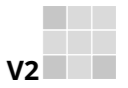
GRES FINE PORCELLANATO
FINE PORCELAIN STONWARE/GRES CERAME FIN/FEINSTEINZEUG-KOLLEKTIONEN/GRES PORCELANICO FINO
SQUADRATO - SQUARED - EQUARRI - REKTIFIZIERT - ESCUADRADO

6 mm 1/4" ↓	COLOR	SURFACE	120x240 47 ^{1/4"} x94 ^{1/2"}	120x120 47 ^{1/4"} x47 ^{1/4"}	60x120 23 ^{5/8"} x47 ^{1/4"}	40x120 15 ^{3/4"} x47 ^{1/4"}
CRAYONS	HAZELNUT	NATURALE	767234	767248	767262	767741

Le grafiche sopra riportate si riferiscono al formato 120x240 / The above designs refer to size 120x240 cm / Les graphismes indiqués ci-dessus se réfèrent au format 120x240
Die oben abgebildeten Grafiken beziehen sich auf das Format 120x240 / Las gráficas arriba indicadas se refieren a la medida 120x240.

NEUTRA 6.0

12 MALVA




GRES PORCELLANATO DECORATO
DECORATED PORCELAIN TILES/GRÈS CÉRAME DÉCORÉ/VERZIERTES FEINSTEINZEUG/GRES PORCELÁNICO DECORADO
SQUADRATO - SQUARED - EQUARRI - REKTIFIZIERT - ESCUADRADO

6 mm 1/4" ↓	COLOR	SURFACE	120x240 47 ^{1/4"} x94 ^{1/2"}
NEUTRA 6.0	12 MALVA	MATTE	749561

Le grafiche sopra riportate si riferiscono al formato 120x240 / The above designs refer to size 120x240 cm / Les graphismes indiqués ci-dessus se réfèrent au format 120x240
Die oben abgebildeten Grafiken beziehen sich auf das Format 120x240 / Las gráficas arriba indicadas se refieren a la medida 120x240.

CRAYONS

MIST




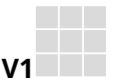
GRES FINE PORCELLANATO
FINE PORCELAIN STONWARE/GRES CERAME FIN/FEINSTEINZEUG-KOLLEKTIONEN/GRES PORCELANICO FINO
SQUADRATO - SQUARED - EQUARRI - REKTIFIZIERT - ESCUADRADO

6 mm 1/4" ↓	COLOR	SURFACE	120x240 47 ^{1/4"} x94 ^{1/2"}	120x120 47 ^{1/4"} x47 ^{1/4"}	60x120 23 ^{5/8"} x47 ^{1/4"}	40x120 15 ^{3/4"} x47 ^{1/4"}
CRAYONS	MIST	NATURALE	767239	767253	767267	767746

Le grafiche sopra riportate si riferiscono al formato 120x240 / The above designs refer to size 120x240 cm / Les graphismes indiqués ci-dessus se réfèrent au format 120x240
Die oben abgebildeten Grafiken beziehen sich auf das Format 120x240 / Las gráficas arriba indicadas se refieren a la medida 120x240.

B&W_MARBLE

BLACK



GRES FINE PORCELLANATO
FINE PORCELAIN STONWARE/GRES CERAME FIN/FEINSTEINZEUG-KOLLEKTIONEN/GRES PORCELANICO FINO
SQUADRATO - SQUARED - EQUARRI - REKTIFIZIERT - ESCUADRADO

6 mm 1/4" ↓	COLOR	SURFACE	160x320 63"x126"	120x280 47 ^{1/4"} x110 ^{1/4"}	120x240 47 ^{1/4"} x94 ^{1/2"}	120x120 47 ^{1/4"} x47 ^{1/4"}	60x120 23 ^{5/8"} x47 ^{1/4"}
B&W_MARBLE	BLACK	NATURALE	751178	765515	751179	751181	751180
		HIGH-GLOSSY	751185	765525	751186	751188	751187

Le grafiche sopra riportate si riferiscono al formato 120x280 / The above designs refer to size 120x280 cm / Les graphismes indiqués ci-dessus se réfèrent au format 120x280
Die oben abgebildeten Grafiken beziehen sich auf das Format 120x280 / Las gráficas arriba indicadas se refieren a la medida 120x280.

NEUTRA 6.0

10 ACQUAMARINA




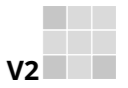
GRES FINE PORCELLANATO
FINE PORCELAIN STONWARE/GRES CERAME FIN/FEINSTEINZEUG-KOLLEKTIONEN/GRES PORCELANICO FINO
SQUADRATO - SQUARED - EQUARRI - REKTIFIZIERT - ESCUADRADO

6 mm 1/4" ↓	COLOR	SURFACE	120x240 47 ^{1/4"} x94 ^{1/2"}	120x120 47 ^{1/4"} x47 ^{1/4"}	60x120 23 ^{5/8"} x47 ^{1/4"}
NEUTRA 6.0	10 ACQUAMARINA	MATTE	749559	778169	778171

Le grafiche sopra riportate si riferiscono al formato 120x240 / The above designs refer to size 120x240 cm / Les graphismes indiqués ci-dessus se réfèrent au format 120x240
Die oben abgebildeten Grafiken beziehen sich auf das Format 120x240 / Las gráficas arriba indicadas se refieren a la medida 120x240.

NEUTRA 6.0

09 OLIVA




GRES FINE PORCELLANATO
FINE PORCELAIN STONWARE/GRES CERAME FIN/FEINSTEINZEUG-KOLLEKTIONEN/GRES PORCELANICO FINO
SQUADRATO - SQUARED - EQUARRI - REKTIFIZIERT - ESCUADRADO

6 mm 1/4" ↓	COLOR	SURFACE	120x240 47 ^{1/4"} x94 ^{1/2"}	120x120 47 ^{1/4"} x47 ^{1/4"}	60x120 23 ^{5/8"} x47 ^{1/4"}
NEUTRA 6.0	09 OLIVA	MATTE	749558	778168	778170

Le grafiche sopra riportate si riferiscono al formato 120x240 / The above designs refer to size 120x240 cm / Les graphismes indiqués ci-dessus se réfèrent au format 120x240
Die oben abgebildeten Grafiken beziehen sich auf das Format 120x240 / Las gráficas arriba indicadas se refieren a la medida 120x240.

NEUTRA 6.0

08 AVIO




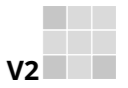
GRES FINE PORCELLANATO
FINE PORCELAIN STONEWARE/GRES CERAME FIN/FEINSTEINZEUG-KOLLEKTIONEN/GRES PORCELANICO FINO
SQUADRATO - SQUARED - EQUARRI - REKTIFIZIERT - ESCUADRADO

6 mm 1/4" ↓	COLOR	SURFACE	120x240 47 ^{1/4"} x94 ^{1/2"}	120x120 47 ^{1/4"} x47 ^{1/4"}	60x120 23 ^{5/8"} x47 ^{1/4"}
NEUTRA 6.0	08 AVIO	MATTE	749557	752891	752893

Le grafiche sopra riportate si riferiscono al formato 120x240 / The above designs refer to size 120x240 cm / Les graphismes indiqués ci-dessus se réfèrent au format 120x240
Die oben abgebildeten Grafiken beziehen sich auf das Format 120x240 / Las gráficas arriba indicadas se refieren a la medida 120x240.

NEUTRA 6.0

07 PETROLIO



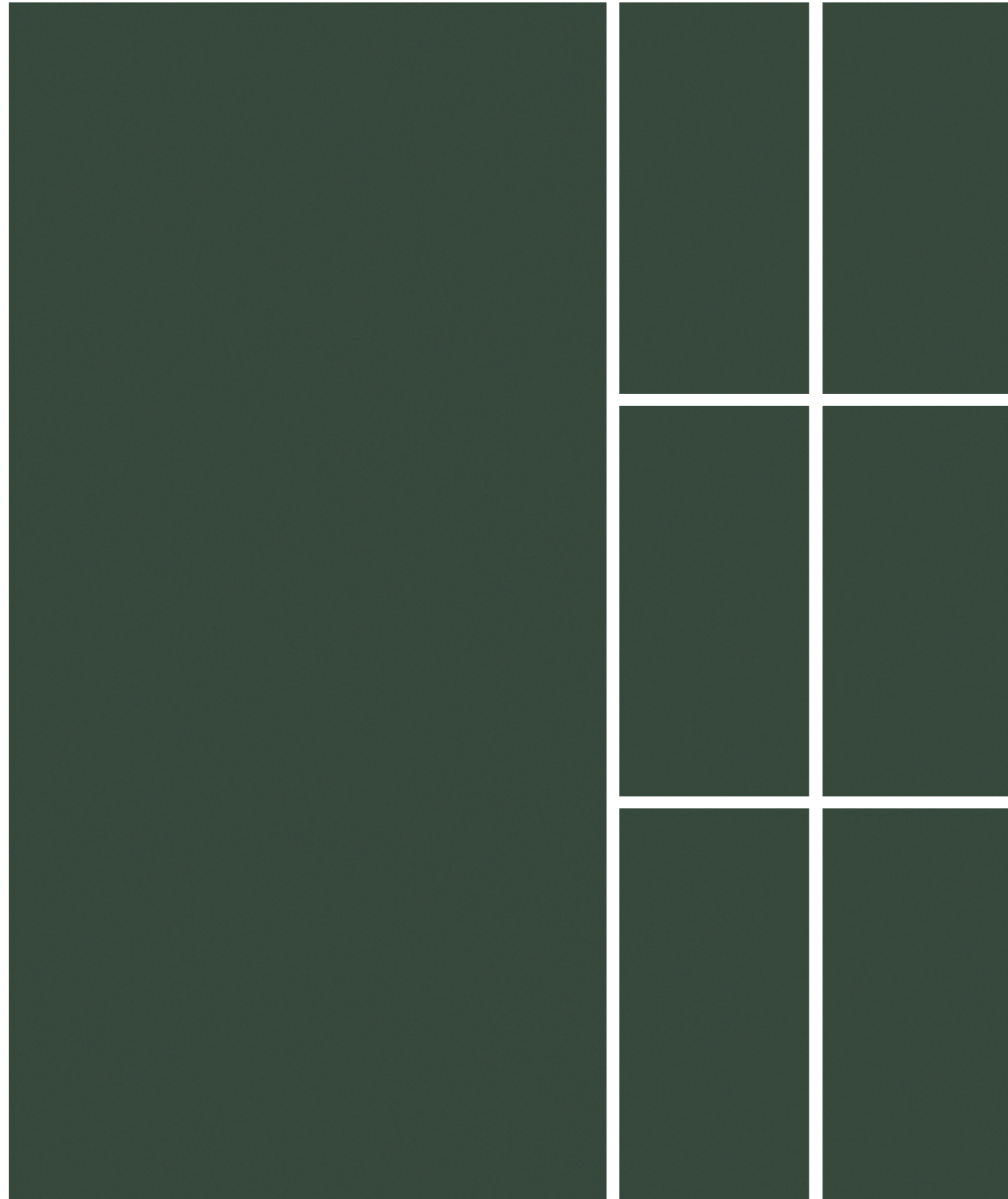
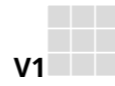
GRES FINE PORCELLANATO
FINE PORCELAIN STONEWARE/GRES CERAME FIN/FEINSTEINZEUG-KOLLEKTIONEN/GRES PORCELANICO FINO
SQUADRATO - SQUARED - EQUARRI - REKTIFIZIERT - ESCUADRADO

6 mm 1/4" ↓	COLOR	SURFACE	120x240 47 ^{1/4"} x94 ^{1/2"}	120x120 47 ^{1/4"} x47 ^{1/4"}	60x120 23 ^{5/8"} x47 ^{1/4"}
NEUTRA 6.0	07 PETROLIO	MATTE	749556	752890	752892

Le grafiche sopra riportate si riferiscono al formato 120x240 / The above designs refer to size 120x240 cm / Les graphismes indiqués ci-dessus se réfèrent au format 120x240
Die oben abgebildeten Grafiken beziehen sich auf das Format 120x240 / Las gráficas arriba indicadas se refieren a la medida 120x240.

CRAYONS

MOSS




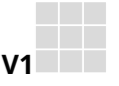
GRES FINE PORCELLANATO
FINE PORCELAIN STONEWARE/GRES CERAME FIN/FEINSTEINZEUG-KOLLEKTIONEN/GRES PORCELANICO FINO
SQUADRATO - SQUARED - EQUARRI - REKTIFIZIERT - ESCUADRADO

6 mm 1/4" ↓	COLOR	SURFACE	120x240	120x120	60x120	40x120
			47 ^{1/4"} x94 ^{1/2"}	47 ^{1/4"} x47 ^{1/4"}	23 ^{5/8"} x47 ^{1/4"}	15 ^{3/4"} x47 ^{1/4"}
CRAYONS	MOSS	NATURALE	767240	767254	767268	767747

Le grafiche sopra riportate si riferiscono al formato 120x240 / The above designs refer to size 120x240 cm / Les graphismes indiqués ci-dessus se réfèrent au format 120x240
Die oben abgebildeten Grafiken beziehen sich auf das Format 120x240 / Las gráficas arriba indicadas se refieren a la medida 120x240.

BUILDTECH/2.0

TEAL




GRES PORCELLANATO DECORATO
DECORATED PORCELAIN TILES/GRÈS CÉRAMÉ DÉCORÉ/VERZIERTES FEINSTEINZEUG/GRES PORCELÁNICO DECORADO
SQUADRATO - SQUARED - EQUARRI - REKTIFIZIERT - ESCUADRADO

6 mm 1/4" ↓	COLOR	SURFACE	120x280	120x240	120x120	60x120
			47 ^{1/4"} x110 ^{1/4"}	47 ^{1/4"} x94 ^{1/2"}	47 ^{1/4"} x47 ^{1/4"}	23 ^{5/8"} x47 ^{1/4"}
BUILDTECH/2.0	TEAL	GLOSSY	766856	766668	766876	766897
		NATURALE	766846	766657	766866	766886

Le grafiche sopra riportate si riferiscono al formato 120x280 / The above designs refer to size 120x280 cm / Les graphismes indiqués ci-dessus se réfèrent au format 120x280
Die oben abgebildeten Grafiken beziehen sich auf das Format 120x280 / Las gráficas arriba indicadas se refieren a la medida 120x280.

BUILDTECH/2.0

BOTTLE




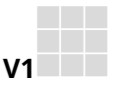
GRES PORCELLANATO DECORATO
 DECORATED PORCELAIN TILES/GRÉS CÉRAMÉ DÉCORÉ/VERZIERTES FEINSTEINZEUG/GRES PORCELÁNICO DECORADO
 SQUADRATO - SQUARED - EQUARRI - REKTIFIZIERT - ESCUADRADO

6 mm 1/4" ↓	COLOR	SURFACE	120x280	120x240	120x120	60x120
			47 ^{1/4"} x110 ^{1/4"}	47 ^{1/4"} x94 ^{1/2"}	47 ^{1/4"} x47 ^{1/4"}	23 ^{5/8"} x47 ^{1/4"}
BUILDTECH/2.0	BOTTLE	GLOSSY	766857	766671	766877	766898
		NATURALE	766847	766658	766867	766888

Le grafiche sopra riportate si riferiscono al formato 120x240 / The above designs refer to size 120x240 cm / Les graphismes indiqués ci-dessus se réfèrent au format 120x240
 Die oben abgebildeten Grafiken beziehen sich auf das Format 120x240 / Las gráficas arriba indicadas se refieren a la medida 120x240.

BUILDTECH/2.0

SKY



GRES PORCELLANATO DECORATO
 DECORATED PORCELAIN TILES/GRÉS CÉRAMÉ DÉCORÉ/VERZIERTES FEINSTEINZEUG/GRES PORCELÁNICO DECORADO
 SQUADRATO - SQUARED - EQUARRI - REKTIFIZIERT - ESCUADRADO


6 mm 1/4" ↓	COLOR	SURFACE	120x280	120x240	120x120	60x120
			47 ^{1/4"} x110 ^{1/4"}	47 ^{1/4"} x94 ^{1/2"}	47 ^{1/4"} x47 ^{1/4"}	23 ^{5/8"} x47 ^{1/4"}
BUILDTECH/2.0	SKY	GLOSSY	766861	766676	766881	766902
		NATURALE	766851	766662	766871	766892

Le grafiche sopra riportate si riferiscono al formato 120x280 / The above designs refer to size 120x280 cm / Les graphismes indiqués ci-dessus se réfèrent au format 120x280
 Die oben abgebildeten Grafiken beziehen sich auf das Format 120x280 / Las gráficas arriba indicadas se refieren a la medida 120x280.

COLOR

CRAYONS

SKYLINE




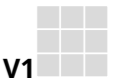
GRES FINE PORCELLANATO
FINE PORCELAIN STONWARE/GRES CERAME FIN/FEINSTEINZEUG-KOLLEKTIONEN/GRES PORCELANICO FINO
SQUADRATO - SQUARED - EQUARRI - REKTIFIZIERT - ESCUADRADO

6 mm 1/4" ↑↓	COLOR	SURFACE	120x240	120x120	60x120	40x120
			47 ^{1/4"} x94 ^{1/2"}	47 ^{1/4"} x47 ^{1/4"}	23 ^{5/8"} x47 ^{1/4"}	15 ^{3/4"} x47 ^{1/4"}
CRAYONS	SKYLINE	NATURALE	767238	767252	767266	767745

Le grafiche sopra riportate si riferiscono al formato 120x240 / The above designs refer to size 120x240 cm / Les graphismes indiqués ci-dessus se réfèrent au format 120x240
Die oben abgebildeten Grafiken beziehen sich auf das Format 120x240 / Las gráficas arriba indicadas se refieren a la medida 120x240.

BUILDTECH/2.0

MIDNIGHT








GRES PORCELLANATO DECORATO
DECORATED PORCELAIN TILES/GRÈS CÉRAME DÉCORÉ/VERZIERTES FEINSTEINZEUG/GRES PORCELÁNICO DECORADO
SQUADRATO - SQUARED - EQUARRI - REKTIFIZIERT - ESCUADRADO


6 mm 1/4" ↑↓	COLOR	SURFACE	120x280	120x240	120x120	60x120
			47 ^{1/4"} x110 ^{1/4"}	47 ^{1/4"} x94 ^{1/2"}	47 ^{1/4"} x47 ^{1/4"}	23 ^{5/8"} x47 ^{1/4"}
BUILDTECH/2.0	MIDNIGHT	GLOSSY	766860	766675	766880	766901
		NATURALE	766850	766661	766870	766891

Le grafiche sopra riportate si riferiscono al formato 120x280 / The above designs refer to size 120x280 cm / Les graphismes indiqués ci-dessus se réfèrent au format 120x280
Die oben abgebildeten Grafiken beziehen sich auf das Format 120x280 / Las gráficas arriba indicadas se refieren a la medida 120x280.

PEZZI SPECIALI

SPECIAL TRIMS/PIÈCES SPÉCIALES/FORMSTÜCKE/PIEZAS ESPECIALES

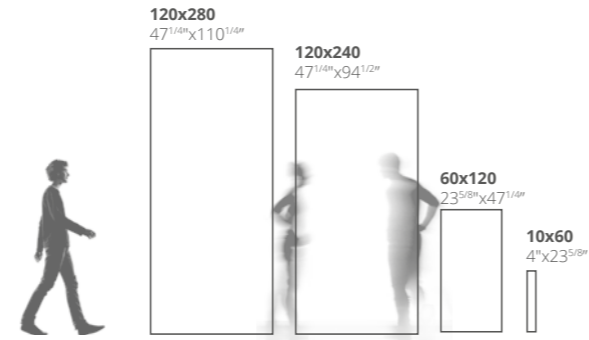

6 mm 1/4" ↓				30x30 11 4/5" x 11 4/5"	30x30 11 4/5" x 11 4/5"	30x30 11 4/5" x 11 4/5"	4,6x80 1 4/5" x 31 1/2"	4,6x60 1 4/5" x 23 5/8"
	COLOR	SURFACE	 mosaico tessere 7,5x7,5	 muretto tessere 7,5x15	 mosaico tessere 1,5x3	 battiscopa	 battiscopa	
B&W_MARBLE	WHITE	NATURALE	751192	751196	751200	751204	-	
		HIGH-GLOSSY	751194	751198	751202	751206	-	
	BLACK	NATURALE	751193	751197	751201	751205	-	
		HIGH-GLOSSY	751195	751199	751203	751207	-	
NEUTRA 6.0	07 PETROLIO	MATTE	-	-	-	-	759006	
	08 AVIO	MATTE	-	-	-	-	759007	
	10 ACQUAMARINA	MATTE	-	-	-	-	778173	
	09 OLIVA	MATTE	-	-	-	-	778172	
EARTHTECH	SAVANNAH_GROUND	COMFORT	772409	772527	-	-	772463	
	OUTBACK_GROUND	COMFORT	772410	772528	-	-	772464	




COLOR



DECOR



I FILATI
LADY HAMILTON VANIGLIA
PAG 280



I FILATI
HAPPY HOUR VANIGLIA
PAG 288



I FILATI
VAGUE VANIGLIA
PAG 287



I FILATI
OP ART VANIGLIA
PAG 286



I FILATI
GOLDFINGER RUGIADA
PAG 283



I FILATI
FUNNY GIRL VANIGLIA
PAG 281



I FILATI
SAN MARCO AVORIO ANTICO
PAG 285



I FILATI
BESTEGUI AVORIO ANTICO
PAG 284




I FILATI
BESTEGUI AMBRA
PAG 284



I FILATI
SAN MARCO AMBRA
PAG 285




I FILATI
LADY HAMILTON CIPRIA
PAG 280



I FILATI
HAPPY HOUR CIPRIA
PAG 288



I FILATI
VAGUE CIPRIA
PAG 287



I FILATI
OP ART CIPRIA
PAG 286



I FILATI
GOLDFINGER GLICINE
PAG 283




I FILATI
FUNNY GIRL CIPRIA
PAG 281



I FILATI
DORIAN GRAY GLICINE
PAG 282





GOLD
GOLD
PAG 290




GOLD
GOLD ARABESCATO
PAG 290

DECOR



I FILATI
DORIAN GRAY RUGIADA
PAG 282



I FILATI
OP ART TÈ VERDE
PAG 286



I FILATI
HAPPY HOUR GIADA
PAG 288



I FILATI
VAGUE GIADA
PAG 287



I FILATI
LADY HAMILTON TURCHESE
PAG 280



I FILATI
GOLDFINGER ACQUAMARINA
PAG 283



I FILATI
FUNNY GIRL TURCHESE
PAG 281




I FILATI
DORIAN GRAY FIORDALISO
PAG 282




I FILATI
SAN MARCO BLU DI PRUSSIA
PAG 285



I FILATI
BESTEGUI BLU DI PRUSSIA
PAG 284



I FILATI
HAPPY HOUR SCARLATTO
PAG 288



I FILATI
VAGUE SCARLATTO
PAG 287



I FILATI
LADY HAMILTON AMARANTO
PAG 280




I FILATI
SAN MARCO GRANATA
PAG 285



I FILATI
BESTEGUI GRANATA
PAG 284



I FILATI
GOLDFINGER GRANATA
PAG 283



I FILATI
FUNNY GIRL GRANATA
PAG 281

I FILATI

LADY HAMILTON

RUBELLI
design



GRES PORCELLANATO DECORATO

DECORATED PORCELAIN TILES/GRÈS CÉRAMÉ DÉCORÉ/VERZIERTES FEINSTEINZEUG/GRES PORCELÁNICO DECORADO
SQUADRATO - SQUARED - EQUARRI - REKTIFIZIERT - ESCUADRADO

6 mm 1/4" ↓	COLOR	SURFACE	120x280	120x240	60x120 A	60x120 B	60x120 C	60x120 D	60x120
			47 ^{1/4"} x110 ^{1/4"}	47 ^{1/4"} x94 ^{1/2"}	23 ^{5/8"} x47 ^{1/4"}	23 ^{5/8"} x47 ^{1/4"}	23 ^{5/8"} x47 ^{1/4"}	23 ^{5/8"} x47 ^{1/4"}	23 ^{5/8"} x47 ^{1/4"}
	LADY HAMILTON VANIGLIA	MATTE	767040	767075	767110	769124	769125	769126	9000202
	LADY HAMILTON TURCHESE	MATTE	767042	767077	767114	769191	769192	769193	9000203
I FILATI	LADY HAMILTON CIPRIA	MATTE	767041	767076	767113	769109	769110	769111	9000204
	LADY HAMILTON AMARANTO	MATTE	767043	767078	767115	769160	769161	769162	9000205

Le grafiche sopra riportate si riferiscono al formato 120x280 / The above designs refer to size 120x280 cm / Les graphismes indiqués ci-dessus se réfèrent au format 120x280
Die oben abgebildeten Grafiken beziehen sich auf das Format 120x280 / Las gráficas arriba indicadas se refieren a la medida 120x280.

I FILATI

FUNNY GIRL

RUBELLI
design



GRES PORCELLANATO DECORATO

DECORATED PORCELAIN TILES/GRÈS CÉRAMÉ DÉCORÉ/VERZIERTES FEINSTEINZEUG/GRES PORCELÁNICO DECORADO
SQUADRATO - SQUARED - EQUARRI - REKTIFIZIERT - ESCUADRADO

6 mm 1/4" ↓	COLOR	SURFACE	120x280	120x240	60x120 A	60x120 B	60x120 C	60x120 D	60x120
			47 ^{1/4"} x110 ^{1/4"}	47 ^{1/4"} x94 ^{1/2"}	23 ^{5/8"} x47 ^{1/4"}	23 ^{5/8"} x47 ^{1/4"}	23 ^{5/8"} x47 ^{1/4"}	23 ^{5/8"} x47 ^{1/4"}	23 ^{5/8"} x47 ^{1/4"}
	FUNNY GIRL VANIGLIA	MATTE	767044	767079	767116	769118	769119	769120	9000206
	FUNNY GIRL TURCHESE	MATTE	767046	767081	767118	769188	769189	769190	9000207
I FILATI	FUNNY GIRL CIPRIA	MATTE	767045	767080	767117	769103	769104	769105	9000208
	FUNNY GIRL GRANATA	MATTE	767048	767083	767120	769175	769176	769177	9000209

Le grafiche sopra riportate si riferiscono al formato 120x280 / The above designs refer to size 120x280 cm / Les graphismes indiqués ci-dessus se réfèrent au format 120x280
Die oben abgebildeten Grafiken beziehen sich auf das Format 120x280 / Las gráficas arriba indicadas se refieren a la medida 120x280.

I FILATI

DORIAN GRAY

RUBELLI
design



GRES PORCELLANATO DECORATO

DECORATED PORCELAIN TILES/GRÈS CÉRAMÉ DÉCORÉ/VERZIERTES FEINSTEINZEUG/GRES PORCELÁNICO DECORADO
SQUADRATO - SQUARED - EQUARRI - REKTIFIZIERT - ESCUADRADO

6 mm 1/4" ↓	COLOR	SURFACE	120x280	120x240	60x120 A	60x120 B	60x120 C	60x120 D	60x120
			47 ^{1/4"} x110 ^{1/4"}	47 ^{1/4"} x94 ^{1/2"}	23 ^{5/8"} x47 ^{1/4"}	23 ^{5/8"} x47 ^{1/4"}	23 ^{5/8"} x47 ^{1/4"}	23 ^{5/8"} x47 ^{1/4"}	23 ^{5/8"} x47 ^{1/4"}
I FILATI	DORIAN GRAY RUGIADA	MATTE	767049	767084	767121	769097	769098	769099	9000210
	DORIAN GRAY FIORDALISO	MATTE	767051	767086	767123	769203	769204	769205	9000211
	DORIAN GRAY GLICINE	MATTE	767050	767085	767122	769151	769152	769153	9000212

Le grafiche sopra riportate si riferiscono al formato 120x280 / The above designs refer to size 120x280 cm / Les graphismes indiqués ci-dessus se réfèrent au format 120x280
Die oben abgebildeten Grafiken beziehen sich auf das Format 120x280 / Las gráficas arriba indicadas se refieren a la medida 120x280.

FLORIM / MAGNUM / 282

I FILATI

GOLDFINGER

RUBELLI
design



GRES PORCELLANATO DECORATO

DECORATED PORCELAIN TILES/GRÈS CÉRAMÉ DÉCORÉ/VERZIERTES FEINSTEINZEUG/GRES PORCELÁNICO DECORADO
SQUADRATO - SQUARED - EQUARRI - REKTIFIZIERT - ESCUADRADO

6 mm 1/4" ↓	COLOR	SURFACE	120x280	120x240	60x120 A	60x120 B	60x120 C	60x120 D	60x120
			47 ^{1/4"} x110 ^{1/4"}	47 ^{1/4"} x94 ^{1/2"}	23 ^{5/8"} x47 ^{1/4"}	23 ^{5/8"} x47 ^{1/4"}	23 ^{5/8"} x47 ^{1/4"}	23 ^{5/8"} x47 ^{1/4"}	23 ^{5/8"} x47 ^{1/4"}
I FILATI	GOLDFINGER RUGIADA	MATTE	767064	767099	767136	769100	769101	769102	9000213
	GOLDFINGER ACQUAMARINA	MATTE	767066	767101	767138	769185	769186	769187	9000214
	GOLDFINGER GLICINE	MATTE	767065	767100	767137	769154	769155	769156	9000215
	GOLDFINGER GRANATA	MATTE	767067	767102	767139	769178	769179	769181	9000216

Le grafiche sopra riportate si riferiscono al formato 120x280 / The above designs refer to size 120x280 cm / Les graphismes indiqués ci-dessus se réfèrent au format 120x280
Die oben abgebildeten Grafiken beziehen sich auf das Format 120x280 / Las gráficas arriba indicadas se refieren a la medida 120x280.

DECOR

I FILATI

BESTEGUI

RUBELLI
design



GRES PORCELLANATO DECORATO

DECORATED PORCELAIN TILES/GRÈS CÉRAMÉ DÉCORÉ/VERZIERTES FEINSTEINZEUG/GRES PORCELÁNICO DECORADO
SQUADRATO - SQUARED - EQUARRI - REKTIFIZIERT - ESCUADRADO

6 mm 1/4" ↓	COLOR	SURFACE	120x280	120x240	60x120 A	60x120 B	60x120 C	60x120 D	60x120
			47 ^{1/4"} x110 ^{1/4"}	47 ^{1/4"} x94 ^{1/2"}	23 ^{5/8"} x47 ^{1/4"}	23 ^{5/8"} x47 ^{1/4"}	23 ^{5/8"} x47 ^{1/4"}	23 ^{5/8"} x47 ^{1/4"}	23 ^{5/8"} x47 ^{1/4"}
I FILATI	BESTEGUI AVORIO ANTICO	MATTE	767052	767087	767124	769087	769089	769090	9000217
	BESTEGUI AMBRA	MATTE	767053	767088	767125	769133	769134	769135	9000218
	BESTEGUI GRANATA	MATTE	767054	767089	767126	769169	769170	769171	9000219
	BESTEGUI BLU DI PRUSSIA	MATTE	767055	767090	767127	769194	769195	769196	9000220

Le grafiche sopra riportate si riferiscono al formato 120x280 / The above designs refer to size 120x280 cm / Les graphismes indiqués ci-dessus se réfèrent au format 120x280
Die oben abgebildeten Grafiken beziehen sich auf das Format 120x280 / Las gráficas arriba indicadas se refieren a la medida 120x280.

I FILATI

SAN MARCO

RUBELLI
design



GRES PORCELLANATO DECORATO

DECORATED PORCELAIN TILES/GRÈS CÉRAMÉ DÉCORÉ/VERZIERTES FEINSTEINZEUG/GRES PORCELÁNICO DECORADO
SQUADRATO - SQUARED - EQUARRI - REKTIFIZIERT - ESCUADRADO


6 mm 1/4" ↓	COLOR	SURFACE	120x280	120x240	60x120 A	60x120 B	60x120 C	60x120 D	60x120
			47 ^{1/4"} x110 ^{1/4"}	47 ^{1/4"} x94 ^{1/2"}	23 ^{5/8"} x47 ^{1/4"}	23 ^{5/8"} x47 ^{1/4"}	23 ^{5/8"} x47 ^{1/4"}	23 ^{5/8"} x47 ^{1/4"}	23 ^{5/8"} x47 ^{1/4"}
I FILATI	SAN MARCO AVORIO ANTICO	MATTE	767060	767095	767132	769094	769095	769096	9000221
	SAN MARCO AMBRA	MATTE	767061	767096	767133	769139	769140	769141	9000223
	SAN MARCO GRANATA	MATTE	767062	767097	767134	769182	769183	769184	9000224
	SAN MARCO BLU DI PRUSSIA	MATTE	767063	767098	767135	769200	769201	769202	9000222

Le grafiche sopra riportate si riferiscono al formato 120x280 / The above designs refer to size 120x280 cm / Les graphismes indiqués ci-dessus se réfèrent au format 120x280
Die oben abgebildeten Grafiken beziehen sich auf das Format 120x280 / Las gráficas arriba indicadas se refieren a la medida 120x280.

I FILATI

OP ART

RUBELLI
design



GRES PORCELLANATO DECORATO

DECORATED PORCELAIN TILES/GRÈS CÉRAMÉ DÉCORÉ/VERZIERTES FEINSTEINZEUG/GRES PORCELÁNICO DECORADO
SQUADRATO - SQUARED - EQUARRI - REKTIFIZIERT - ESCUADRADO


6 mm 1/4" ↓		COLOR	SURFACE	120x280 47 ^{1/4} "x110 ^{1/4} "	120x240 47 ^{1/4} "x94 ^{1/2} "	60x120 A 23 ^{5/8} "x47 ^{1/4} "	60x120 B 23 ^{5/8} "x47 ^{1/4} "	60x120 C 23 ^{5/8} "x47 ^{1/4} "	60x120 D 23 ^{5/8} "x47 ^{1/4} "	60x120 23 ^{5/8} "x47 ^{1/4} " A+B+C+D
I FILATI		OP ART VANIGLIA	MATTE	767068	767103	767140	769127	769128	769129	9000225
		OP ART CIPRIA	MATTE	767069	767104	767141	769112	769113	769114	9000226
		OP ART TÈ VERDE	MATTE	767070	767105	767142	769148	769149	769150	9000227

Le grafiche sopra riportate si riferiscono al formato 120x280 / The above designs refer to size 120x280 cm / Les graphismes indiqués ci-dessus se réfèrent au format 120x280
Die oben abgebildeten Grafiken beziehen sich auf das Format 120x280 / Las gráficas arriba indicadas se refieren a la medida 120x280.

I FILATI

VAGUE

RUBELLI
design



GRES PORCELLANATO DECORATO

DECORATED PORCELAIN TILES/GRÈS CÉRAMÉ DÉCORÉ/VERZIERTES FEINSTEINZEUG/GRES PORCELÁNICO DECORADO
SQUADRATO - SQUARED - EQUARRI - REKTIFIZIERT - ESCUADRADO





6 mm 1/4" ↓		COLOR	SURFACE	120x280 47 ^{1/4} "x110 ^{1/4} "	120x240 47 ^{1/4} "x94 ^{1/2} "	60x120 A 23 ^{5/8} "x47 ^{1/4} "	60x120 B 23 ^{5/8} "x47 ^{1/4} "	60x120 C 23 ^{5/8} "x47 ^{1/4} "	60x120 D 23 ^{5/8} "x47 ^{1/4} "	60x120 23 ^{5/8} "x47 ^{1/4} " A+B+C+D
I FILATI		VAGUE VANIGLIA	MATTE	767071	767106	767143	769130	769131	769132	9000228
		VAGUE GIADA	MATTE	767073	767108	767145	769145	769146	769147	9000229
		VAGUE CIPRIA	MATTE	767072	767107	767144	769115	769116	769117	9000230
		VAGUE SCARLATTO	MATTE	767074	767109	767146	769166	769167	769168	9000231

Le grafiche sopra riportate si riferiscono al formato 120x280 / The above designs refer to size 120x280 cm / Les graphismes indiqués ci-dessus se réfèrent au format 120x280
Die oben abgebildeten Grafiken beziehen sich auf das Format 120x280 / Las gráficas arriba indicadas se refieren a la medida 120x280.

I FILATI

HAPPY HOUR

RUBELLI
design



GRES PORCELLANATO DECORATO
DECORATED PORCELAIN TILES/GRÈS CÉRAMÉ DÉCORÉ/VERZIERTES FEINSTEINZEUG/GRES PORCELÁNICO DECORADO
SQUADRATO - SQUARED - EQUARRI - REKTIFIZIERT - ESCUADRADO


6 mm 1/4" ↓	COLOR	SURFACE	120x280 47 1/4" x 110 1/4"	120x240 47 1/4" x 94 1/2"	60x120 A 23 5/8" x 47 1/4"	60x120 B 23 5/8" x 47 1/4"	60x120 C 23 5/8" x 47 1/4"	60x120 D 23 5/8" x 47 1/4"	60x120 23 5/8" x 47 1/4" A+B+C+D
	HAPPY HOUR VANIGLIA	MATTE	767213	767217	767221	769121	769122	769123	9000232
	HAPPY HOUR GIADA	MATTE	767215	767219	767223	769142	769143	769144	9000233
	HAPPY HOUR CIPRIA	MATTE	767214	767218	767222	769106	769107	769108	9000234
	HAPPY HOUR SCARLATTO	MATTE	767216	767220	767224	769163	769164	769165	9000235

Le grafiche sopra riportate si riferiscono al formato 120x280 / The above designs refer to size 120x280 cm / Les graphismes indiqués ci-dessus se réfèrent au format 120x280
Die oben abgebildeten Grafiken beziehen sich auf das Format 120x280 / Las gráficas arriba indicadas se refieren a la medida 120x280.

Lady Hamilton cipria A+B+C+D

60x120 (23 5/8" x 47 1/4")

cod 9000204



A 60x120 cod.767113
B 60x120 cod.769109
C 60x120 cod.769110
D 60x120 cod.769111

posa verticale
vertical installation

Lady Hamilton amaranto A+B+C+D

60x120 (23 5/8" x 47 1/4")

cod 9000205




A 60x120 cod.767115

B 60x120 cod.769160

C 60x120 cod.769161

D 60x120 cod.769162



posa orizzontale
horizontal installation

Ordinando il codice es 9000204 il cliente riceverà 4 scatole, ogni scatola contiene 2 pz delle grafiche A / B / C / D. - By ordering code (for example 9000204) the customer will receive 4 boxes, each box contains 2 pcs of the designs A/B/C/D. - En commandant le code (par exemple 9000204) le client recevra 4 boîtes, chaque boîte contiendra 2 pcs des motifs A / B / C / D. - Bei Bestellung des Codes (z.B. 9000204) erhält der Kunde 4 Kartons, jeder Karton enthält 2 Stück der Grafiken A / B / C / D. - Al pedir el código (por ejemplo, 9000204), el cliente recibirá 4 cajas, cada caja contendrá 2 piezas de cada uno de los gráficos A / B / C / D.

Ordinando il codice es 767113 il cliente riceverà una scatola contenente 2 pezzi della grafica A. - By ordering code (for example 767113) the customers will receive 2 pcs of the design A. - En commandant le code (par exemple 767113) le client recevra 1 boîte, qui contiendra 2 pièces du motif A. - Mit der Bestellung des Codes (z.B. 767113) erhält der Kunde eine Schachtel mit 2 Grafiken A. - Al pedir el código (por ejemplo, 767113), el cliente recibirá una caja que contendrá 2 piezas del gráfico A.


I FILATI nel formato 60x120 identificati dai codici 9000 ABCD compongono il disegno nel formato 120x240, nel caso di danneggiamento di uno dei 4 pezzi si possono ordinare separatamente facendo riferimento al numero seriale seguito dalla lettera./ I FILATI size 60x120 identified by item codes 9000 ABCD compose the design in size 120x240; should one of the elements be damaged, they can be ordered separately making reference to the serial number followed by the letter./ I FILATI identifiés pour le format 60x120 avec les codes 9000 ABCD composent ensemble le dessin dans le format 120x240 ; en cas d'endommagement d'une des 4 plaques, elle peuvent être commandées séparément en se référant au numéro de série suivi de la lettre./ Filati im 60x120-Format, die durch die 9000 ABCD-Codes gekennzeichnet sind, bilden das Bild im 120x240-Format. Wenn eines der 4 Teile beschädigt ist, kann es unter Bezugnahme auf die Seriennummer gefolgt vom Buchstaben separat bestellt werden./ I FILATI en el formato 60x120 identificado por los códigos 9000 ABCD conforman el diseño en el formato 120x240; Si una de las 4 piezas está dañada, se puede pedir por separado haciendo referencia al número de serie seguido de la letra.

Ogni soggetto è caratterizzato da una decorazione che continua da pezzo a pezzo considerando 1mm di fuga. Prima di passare alla fase di posa stendere i vari soggetti a terra per verificarne la continuità del prodotto. / Each panel features a pattern that continues from piece to piece with a 1 mm joint. Before laying, spread the various panels on the ground to check the pattern's continuity. / Chaque sujet se caractérise par une décoration qui continue d'une pièce à l'autre, en tenant compte de 1 mm de joint. Avant de passer à la phase de pose, étaler les différents sujets au sol, pour en vérifier la continuité de la décoration. / Jedes Muster ist von einem Dekor charakterisiert, das von Platte zu Platte weiterverläuft, wenn man von der 1 mm Fuge absieht. Sollte vor dem Verlegen die einzelnen Muster auf den Boden angeordnet werden, um die Kontinuität des Dekors zu prüfen. / Cada pieza se caracteriza por una decoración que continúa de una a otra con una fuga de 1 mm. Antes de pasar a la fase de colocación extender los diferentes motivos sobre el suelo para comprobar la continuidad de la decoración.

GOLD



GOLD

GOLD ARABESCATO




GRES PORCELLANATO DECORATO

DECORATED PORCELAIN TILES/GRÈS CÉRAMÉ DÉCORÉ/VERZIERTES FEINSTEINZEUG/GRES PORCELÁNICO DECORADO
SQUADRATO - SQUARED - EQUARRI - REKTIFIZIERT - ESCUADRADO

6 mm 1/4" ↓	COLOR	SURFACE	120x280 47 ^{1/4} "x110 ^{1/4} "	60x120 23 ^{5/8} "x47 ^{1/4} "	10x60 4"x23 ^{5/8} "
	GOLD	GLOSSY	778070	778072	778074
	GOLD ARABESCATO	GLOSSY	778071	778073	-

Le grafiche sopra riportate si riferiscono al formato 120x280 / The above designs refer to size 120x280 cm / Les graphismes indiqués ci-dessus se réfèrent au format 120x280
Die oben abgebildeten Grafiken beziehen sich auf das Format 120x280 / Las gráficas arriba indicadas se refieren a la medida 120x280.



DECOR



FLORIM OVERSIZE
magnUm[®]

**CARATTERISTICHE
TECNICHE**

TECHNICAL FEATURES
CARACTÉRISTIQUES TECHNIQUES
TECHNISCHE EIGENSCHAFTEN
CARACTERISTICAS TÉCNICAS

LES ORIGINES - ÉTOILE - RÊVES

GRES PORCELLANATO COLORATO IN MASSA
COLOURED BODY PORCELAIN STONWARE - GRÉS CÉRAME COLORE DANS LA MASSE - DURCHFARBEITETE FEINSTEINZEUG - GRES PORCELÁNICO COLOREADO EN MASA
SQUADRATO - SQUARED - EQUARRI - REKTIFIZIERT - ESCUADRADO

6 mm 1/4" ↑

CARATTERISTICHE TECNICHE - TECHNICAL CHARACTERISTICS - CARACTERISTIQUES TECHNIQUES - TECHNISCHE EIGENSCHAFTEN - CARACTERÍSTICAS TÉCNICAS														
		PRESCRIZIONE STANDARD REQUIREMENTS PRESCRIPTIONS ANFORDERUNGEN PRESCRIPCION	N ≥ 15 cm		RISULTATI TESTS TEST RESULTS RESULTATS DES ESSAIS PRÜFERGEBNIS RESULTADOS TESTS			RIFERIMENTO NORMA REFERENCE STANDARD RÉFÉRENCE NORME STANDARWERT REFERENCIA NORMA						
			(%)	(mm)	LES ORIGINES	ÉTOILE	RÊVES							
	PIASTRELLE DI CERAMICA PRESSED A SECCO. CARATTERISTICHE DI QUALITÀ SECONDO I TEST DI CONTROLLO PREVISTI DALLA NORMA EN 14411-ISO 13006 APPENDICE G GRUPPO BIA GL / DRY-PRESSED CERAMIC TILES. QUALITY SPECIFICATIONS, ACCORDING TO CONTROL TESTS OF EN 14411-ISO 13006 APPENDIX G GROUP BIA GL / Carreaux céramiques pressés à sec. Caractéristiques de qualité d'après les essais de contrôle norme EN 14411-ISO 13006 Appendice G groupe Bia GL. / Trocken gepresste Keramikfliesen. / Qualitätseigenschaften nach Normen EN 14411-ISO 13006 Anhang G Gruppe Bia GL. / Baldosas de cerámica prensadas en seco. Características de calidad según las Normas EN 14411-ISO 13006 Apéndice G grupo Bia GL.													
	LUNGHEZZA E LARGHEZZA: DEVIAZIONE AMMISSIBILE, IN %, DELLA DIMENSIONE MEDIA DI OGNI PIASTRELLA DALLA DIM. DI FABBRICAZIONE / LENGTH AND WIDTH: ADMITTED DEVIATION, IN %, OF THE AVERAGE SIZE OF EACH TILE FROM THE PRODUCTION DIMENSIONS / LONGUEUR ET LARGEUR - MARGE DE TOLÉRANCE, EN %, ENTRE LA DIMENSION MOYENNE DE CHAQUE CARREAU ET LA DIM. DE FABRICATION / LANGE UND BREITE: ZULÄSSIGE ABWEICHUNG DES DURCHSCHNITTMÄßES JEDER FLIESE VOM HERSTELLMAß IN PROZENTEN / LARGO Y ANCHO: DESVIACIÓN ADMISIBLE, EN %, DEL TAMAÑO MEDIO DE CADA BALDOSA A PARTIR DEL TAMAÑO DE FABRICACIÓN	Squadrato ISO 13006	±0,3%	±1,0mm		±0,15%		ISO 10545-2						
	DEVIAZIONE AMMISSIBILE, IN PERCENTO, DELLO SPESSORE MEDIO DI OGNI PIASTRELLA DALLA DIMENSIONE DI FABBRICAZIONE / ADMITTED DEVIATION, IN %, OF THE AVERAGE THICKNESS OF EACH TILE FROM THE PRODUCTION DIMENSIONS / MARGE DE TOLÉRANCE, EN POURCENTAGE, ENTRE L'ÉPAISSEUR MOYENNE DE CHAQUE CARREAU ET LA DIMENSION DE FABRICATION / ZULÄSSIGE ABWEICHUNG DER DURCHSCHNITTSDICKE JEDER FLIESE VOM HERSTELLMAß IN PROZENTEN / DESVIACIÓN ADMISIBLE, EN TANTO POR CIENTO, DEL GROSOR MEDIO DE CADA BALDOSA A PARTIR DEL TAMAÑO DE FABRICACIÓN		±5%	±0,5mm		±5%		ISO 10545-2						
	DEVIAZIONE MASSIMA DI RETTILINEARITÀ IN PERCENTO, IN RAPPORTO ALLE DIMENSIONI DI FABBRICAZIONE/CORRISPONDENTI / MAXIMUM STRAIGHTNESS DEVIATION, IN %, IN RELATION TO THE CORRESPONDING PRODUCTION DIMENSIONS / MARGE DE TOLÉRANCE DE RECTITUDE, EN POURCENTAGE, PAR RAPPORT AUX DIMENSIONS DE FABRICATION CORRESPONDANTES / ZULÄSSIGE HÖCHSTABWEICHUNG DER KANTENGERADHEIT IM VERHÄLTNIS ZU DEN ENTSPRECHENDEN HERSTELLMÄßEN IN PROZENTEN / DESVIACIÓN MÁXIMA DE RECTITUD, EN TANTO POR CIENTO, EN RELACIÓN CON EL TAMAÑO DE FABRICACIÓN CORRESPONDIENTE	Squadrato ISO 13006	±0,3%	±0,8mm		±0,1%		ISO 10545-2						
	DEVIAZIONE MASSIMA DI ORTOGONALITÀ IN PERCENTO, IN RAPPORTO ALLE DIMENSIONI DI FABBRICAZIONE CORRISPONDENTI / MAXIMUM RIGHT-ANGLE DEVIATION, IN %, IN RELATION TO THE CORRESPONDING PRODUCTION DIMENSIONS / MARGE DE TOLÉRANCE D'ANGULARITÉ, EN POURCENTAGE, PAR RAPPORT AUX DIMENSIONS DE FABRICATION / HÖCHSTABWEICHUNG DER RECHTWINKLIGKEIT IM VERHÄLTNIS ZU DEN ENTSPRECHENDEN HERSTELLMÄßEN IN PROZENTEN / DESVIACIÓN MÁXIMA DE LA ORTOGONALIDAD, EN TANTO POR CIENTO, EN RELACIÓN CON EL TAMAÑO DE FABRICACIÓN CORRESPONDIENTE	Squadrato ISO 13006	±0,3%	±1,5mm		±0,2%		ISO 10545-2						
	PLANARITÀ (CURVATURA DEL CENTRO, DELLO SPIGOLO E SVERGOLAMENTO) / FLATNESS (CURVING IN THE MIDDLE, CORNER AND WARPING) / PLANÉITÉ (COURBURE CENTRALE, DE L'ARÊTE ET GAUCHISSEMENT) / EBENFLÄCHIGKEIT (KRÜMMUNG DER MITTE, DER KANTE UND VERWINDUNG) / PLANITUD (CURVATURA DEL CENTRO, DE LA ARISTA Y ABARQUILLAMIENTO)	Squadrato ISO 13006	±0,4%	±1,8mm		±0,2%		ISO 10545-2						
	QUALITÀ DELLA SUPERFICIE - SURFACE QUALITY / QUALITÉ DE LA SURFACE - QUALITÄT DER OBERFLÄCHE / CALIDAD DE LA SUPERFICIE		Il 95% min delle piastrelle deve essere esente da difetti visibili. At least 95% of the tiles must be free from visible flaws. 95% min des carreaux ne doivent présenter aucun défaut visible. Mindestens 95% der Fliesen müssen frei von sichtbaren min. El 95% de las baldosas tiene que estar exento de defectos visibles			CONFORME/CONFORMING CONFORME/KONFORM CONFORME		ISO 10545-2						
	MASSA D'ACQUA ASSORBITA IN % / % WATER ABSORPTION - MASSE D'EAU ABSORBÉE EN % WASSERAUFNAHME IN % MASA DE AGUA ABSORBIDA EN %		< 0,5%			valore medio 0,08%		ISO 10545-3						
	FORZA DI ROTTURA IN N (sp. ≥ 7,5 mm) - BREAKING STRENGTH IN N (thickness ≥ 7,5 mm) / FORCE DE RUPTURE EN N (ép. ≥ 7,5 mm) / BRUCHLAST IN N (Dicke ≥ 7,5 mm) / FUERZA DE ROTURA EN N (gr. ≥ 7,5 mm)		≥ 700			valore medio 1350 Newton		ISO 10545-4						
	RESISTENZA ALLA FLESSIONE IN N/mm2 / N/mm2 FLEXURAL STRENGTH TEST / RÉSISTANCE A LA FLEXION EN N/mm2 / BIEGEFESTIGKEIT IN N/mm / RESISTENCIA A LA FLEXIÓN EN N/mm		35 MIN.			valore medio 52 N/mm2		ISO 10545-4						
	RESISTENZA ALL'ABRASIONE DELLE PIASTRELLE SMALTATE / RESISTANCE TO ABRASION OF GLAZED TILES / RÉSISTANCE À L'ABRASION DES CARREAUX ÉMAILLÉS / TIEFENABRIEFESTIGKEIT GLASIRTER FLIESEN / RESISTENCIA A LA ABRASIÓN DE LAS BALDOSAS ESMALTADAS				come dichiarato dal produttore see manufacturer's declaration selon déclaration du producteur entsprechend der herstellereingaben tal como declara el fabricante	<table border="1"> <tr> <td>MATTE BLANC CLASSE 5 OR CLASSE 5 ARGENT CLASSE 4 O. DOREE CLASSE 4</td> <td>MATTE BEUJOU CLASSE 2 BIEU CLASSE 4 GRIS CLASSE 3 SYMPHONIE CLASSE 3 ILLUSION CLASSE 4</td> <td>MATTE PERLE CLASSE 4 BLEU CLASSE 4 INDIETE CLASSE 4 CHOCO CLASSE 3 JASPE CLASSE 3 ROSE CLASSE 3</td> </tr> </table>	MATTE BLANC CLASSE 5 OR CLASSE 5 ARGENT CLASSE 4 O. DOREE CLASSE 4	MATTE BEUJOU CLASSE 2 BIEU CLASSE 4 GRIS CLASSE 3 SYMPHONIE CLASSE 3 ILLUSION CLASSE 4	MATTE PERLE CLASSE 4 BLEU CLASSE 4 INDIETE CLASSE 4 CHOCO CLASSE 3 JASPE CLASSE 3 ROSE CLASSE 3		ISO 10545-7			
MATTE BLANC CLASSE 5 OR CLASSE 5 ARGENT CLASSE 4 O. DOREE CLASSE 4	MATTE BEUJOU CLASSE 2 BIEU CLASSE 4 GRIS CLASSE 3 SYMPHONIE CLASSE 3 ILLUSION CLASSE 4	MATTE PERLE CLASSE 4 BLEU CLASSE 4 INDIETE CLASSE 4 CHOCO CLASSE 3 JASPE CLASSE 3 ROSE CLASSE 3												
	RESISTENZA ALL'ABRASIONE DELLE PIASTRELLE SMALTATE / RESISTANCE TO ABRASION OF GLAZED TILES / RÉSISTANCE À L'ABRASION DES CARREAUX ÉMAILLÉS / TIEFENABRIEFESTIGKEIT GLASIRTER FLIESEN / RESISTENCIA A LA ABRASIÓN DE LAS BALDOSAS ESMALTADAS				come dichiarato dal produttore see manufacturer's declaration selon déclaration du producteur entsprechend der herstellereingaben tal como declara el fabricante	<table border="1"> <tr> <td>STATUARIO CLASSE 4 CALACATTA GOLD CLASSE 4 MARQUINA CLASSE 2</td> <td>CALACATTA ALT. BLANC CLASSE 4 OYON BLANCHE CLASSE 5 BRECHE CAPRIA CLASSE 4 MARRON IMPERIAL CLASSE 2 OMBRE DE CARAVAGE CLASSE 1 LES QUATRE Saisons CLASSE 2 JASPE ROUGE CLASSE 2 SODALITE BLEU CLASSE 2</td> <td>MATTE D. ARABESQUE CLASSE 3 W. FANTASY CLASSE 4 CH. AMBER CLASSE 2 TH. NIGHT CLASSE 2</td> </tr> </table>	STATUARIO CLASSE 4 CALACATTA GOLD CLASSE 4 MARQUINA CLASSE 2	CALACATTA ALT. BLANC CLASSE 4 OYON BLANCHE CLASSE 5 BRECHE CAPRIA CLASSE 4 MARRON IMPERIAL CLASSE 2 OMBRE DE CARAVAGE CLASSE 1 LES QUATRE Saisons CLASSE 2 JASPE ROUGE CLASSE 2 SODALITE BLEU CLASSE 2	MATTE D. ARABESQUE CLASSE 3 W. FANTASY CLASSE 4 CH. AMBER CLASSE 2 TH. NIGHT CLASSE 2		ISO 10545-7			
STATUARIO CLASSE 4 CALACATTA GOLD CLASSE 4 MARQUINA CLASSE 2	CALACATTA ALT. BLANC CLASSE 4 OYON BLANCHE CLASSE 5 BRECHE CAPRIA CLASSE 4 MARRON IMPERIAL CLASSE 2 OMBRE DE CARAVAGE CLASSE 1 LES QUATRE Saisons CLASSE 2 JASPE ROUGE CLASSE 2 SODALITE BLEU CLASSE 2	MATTE D. ARABESQUE CLASSE 3 W. FANTASY CLASSE 4 CH. AMBER CLASSE 2 TH. NIGHT CLASSE 2												
	RESISTENZA AGLI SBALZI TERMICI / THERMAL SHOCKS RESISTANT / RÉSISTANCE AUX VARIATIONS THERMIQUES TEMPERATURWECHSELBESTÄNDIGKEIT / RESISTENCIA AL CHOQUE TÉRMICO				Metodo di prova disponibile/Available testing method Méthode d'essai disponible/Verfügbare Prüfmethode Método de ensayo disponible	RESISTE - RÉSISTANT RESISTE - ERFÜLLT RESISTE		ISO 10545-9						
	RESISTENZA AL GELO / FROST RESISTANCE - RÉSISTANCE AU GEL / FROSTSICHERHEIT - RESISTENCIA A LA HELADA		richiesta - required requisé - gefordert requerida		RESISTE - RÉSISTANT RESISTE - ERFÜLLT RESISTE			ISO 10545-12						
	RESISTENZA ALLE MACCHIE / RESISTANCE TO STAINING / RÉSISTANCE AUX TACHES / FLECKENABWEISEND RESISTENCIA A LAS MANCHAS		Metodo di prova disponibile Available testing method Méthode d'essai disponible Verfügbare Prüfmethode Método de ensayo disponible		<table border="1"> <tr> <td>Classe 5 MATTE</td> <td>Classe 3-4</td> <td>Classe 5 MATTE</td> </tr> <tr> <td>Classe 4 GLOSSY</td> <td></td> <td>Classe 4 GLOSSY</td> </tr> </table>	Classe 5 MATTE	Classe 3-4	Classe 5 MATTE	Classe 4 GLOSSY		Classe 4 GLOSSY		ISO 10545-14	
Classe 5 MATTE	Classe 3-4	Classe 5 MATTE												
Classe 4 GLOSSY		Classe 4 GLOSSY												
	RILASCIO DI SOSTANZE PERICOLOSE / RELEASE OF HAZARDOUS SUBSTANCES / REJET DE SUBSTANCES DANGEREUSES / FREISETZUNG GEFÄHRLICHER STOFFE / LIBERACIÓN DE SUSTANCIAS PELIGROSAS CADMIO (in mg/dm²) - PIOMBO (in mg/dm²)		valore dichiarato per superfici GL, con impieghi su piani di lavoro declared value for GL surfaces used on worktops valeur déclarée pour surfaces GL utilisées sur plans de travail angegebener wert für GL oberflächen zum gebrauch als arbeitsplatten valor declarado para acabados GL utilizados para superficies de trabajo		CONFORME/CONFORMING CONFORME/KONFORM CONFORME		DM-1-2- 2007-Reg- CE-1935-2004							
	RESISTENZA A BASSE CONCENTRAZIONI DI ACIDI E ALCALI. / RESISTANCE TO LOW CONCENTRATIONS OF ACIDS AND ALKALIS. / RÉSISTANCE A BASSES CONCENTRATIONS D'ACIDES ET ALCALIS. / WIDERSTAND GEGEN NIEDRIGE KONZENTRATIONEN VON SAUREN UND LAUGEN. / RESISTENCIA A BAJAS CONCENTRACIONES DE ACIDOS Y ALCALIS. /		come dichiarato dal produttore see manufacturer's declaration selon déclaration du producteur entsprechend der herstellereingaben tal como declara el fabricante		<table border="1"> <tr> <td>GLA MATTE</td> <td>GLA MATTE</td> <td>GLA MATTE</td> </tr> <tr> <td>GLB GLOSSY</td> <td>GLB GLOSSY</td> <td>GLB GLOSSY</td> </tr> </table>	GLA MATTE	GLA MATTE	GLA MATTE	GLB GLOSSY	GLB GLOSSY	GLB GLOSSY		ISO 10545-13	
GLA MATTE	GLA MATTE	GLA MATTE												
GLB GLOSSY	GLB GLOSSY	GLB GLOSSY												
	RESISTENZA AI PRODOTTI CHIMICI DI USO DOMESTICO E AGLI ADDITIVI PER PISCINA / RESISTENCE TO DOMESTIC CHEMICAL PRODUCTS AND ADDITIVES FOR SWIMMING POOLS / RÉSISTANT AUX PRODUITS CHIMIQUES À USAGE DOMESTIQUE ET AUX ADDITIFS POUR PISCINE / WIDERSTAND GEGEN HAUSHALTSCHIMIKALIEN UND SCHWIMMBADZUSATZSTOFFEN / RESISTENCIA A PRODUCTOS PARA LIMPIEZA DOMESTICA Y ADITIVOS PARA PISCINAS		MIN B		GA			ISO 10545-13						
	RESISTENZA AL CAVILLO DI PIASTRELLE SMALTATE /GLAZE CRAZING RESISTANCE - RÉSISTANCE AU TRESSAILLAGE POUR LES CARREAUX ÉMAILLÉS / WIDERSTAND GEGEN HAARRISS VON GLASIRTEN FLIESEN - RESISTENCIA AL CUARTEADO DE LOS AZULEJOS ESMALTADOS		richiesta - required requisé - gefordert requerida		RESISTE - RÉSISTANT RESISTE - ERFÜLLT RESISTE			ISO 10545-11						
	COEFFICIENTE D'ATTRITO (SCIVOLOSITÀ) / FRICTION COEFFICIENT (SLIPPERINESS) / COEFFICIENT DE FRICTION (GLISSEMENT) / REIBUNGSKOEFFIZIENT (SCHLUPFRIGKEIT) - COEFICIENTE DE ANTI DESLIZAMIENTO		-		>0,42 wet MATTE	>0,42 wet MATTE	>0,42 wet MATTE	DCOF (section 9.6 ANSI A 137.1.2012)						

Per un effetto ottimale della posa, florim suggerisce di mantenere 2 mm di fuga per pose monofornate e 3 mm per combinare formati misti / For optimal installation results, florim recommends maintaining a joint of 2 mm 1/12" for single format installations and 3 mm 1/8" to combine mixed formats / Pour réaliser une pose parfaite, florim suggère de maintenir 2 mm de joint pour la pose des monofornats, et 3 mm pour les combinaisons de formats mixtes / Um einen optimalen effekt beim verlegen zu erzielen empfehlt florim eine 2 mm fugen bei einformatigen verlegungen und 3 mm fugen bei formatkombinationen / Para lograr los máximos resultados en la posa del producto, florim aconseja 2 mm de junta en aplicaciones monofornato y 3 mm en combinaciones de formatos mixtos.

I CLASSICI - LES BIJOUX - PREXIOUS

GRES PORCELLANATO COLORATO IN MASSA/SQUADRATO - COLOURED BODY PORCELAIN STONWARE/SQUARED - GRÉS CÉRAME COLORE DANS LA MASSE/EQUARRI
DURCHFARBEITETE FEINSTEINZEUG/REKTIFIZIERT - GRES PORCELÁNICO COLOREADO EN MASA/ESCUADRADO

6 mm 1/4" ↑

CARATTERISTICHE TECNICHE - TECHNICAL CHARACTERISTICS - CARACTERISTIQUES TECHNIQUES - TECHNISCHE EIGENSCHAFTEN - CARACTERÍSTICAS TÉCNICAS												
		PRESCRIZIONE STANDARD REQUIREMENTS PRESCRIPTIONS ANFORDERUNGEN PRESCRIPCION	N ≥ 15 cm		RISULTATI TESTS TEST RESULTS RESULTATS DES ESSAIS PRÜFERGEBNIS RESULTADOS TESTS			RIFERIMENTO NORMA REFERENCE STANDARD RÉFÉRENCE NORME STANDARWERT REFERENCIA NORMA				
			(%)	(mm)	I CLASSICI	LES BIJOUX	PREXIOUS					
	PIASTRELLE DI CERAMICA PRESSED A SECCO. CARATTERISTICHE DI QUALITÀ SECONDO I TEST DI CONTROLLO PREVISTI DALLA NORMA EN 14411-ISO 13006 APPENDICE G GRUPPO BIA GL / DRY-PRESSED CERAMIC TILES. QUALITY SPECIFICATIONS, ACCORDING TO CONTROL TESTS OF EN 14411-ISO 13006 APPENDIX G GROUP BIA GL / Carreaux céramiques pressés à sec. Caractéristiques de qualité d'après les essais de contrôle norme EN 14411-ISO 13006 Appendice G groupe Bia GL. / Trocken gepresste Keramikfliesen. / Qualitätseigenschaften nach Normen EN 14411-ISO 13006 Anhang G Gruppe Bia GL. / Baldosas de cerámica prensadas en seco. Características de calidad según las Normas EN 14411-ISO 13006 Apéndice G grupo Bia GL.											
	LUNGHEZZA E LARGHEZZA: DEVIAZIONE AMMISSIBILE, IN %, DELLA DIMENSIONE MEDIA DI OGNI PIASTRELLA DALLA DIM. DI FABBRICAZIONE / LENGTH AND WIDTH: ADMITTED DEVIATION, IN %, OF THE AVERAGE SIZE OF EACH TILE FROM THE PRODUCTION DIMENSIONS / LONGUEUR ET LARGEUR - MARGE DE TOLÉRANCE, EN %, ENTRE LA DIMENSION MOYENNE DE CHAQUE CARREAU ET LA DIM. DE FABRICATION / LANGE UND BREITE: ZULÄSSIGE ABWEICHUNG DES DURCHSCHNITTMÄßES JEDER FLIESE VOM HERSTELLMAß IN PROZENTEN / LARGO Y ANCHO: DESVIACIÓN ADMISIBLE, EN %, DEL TAMAÑO MEDIO DE CADA BALDOSA A PARTIR DEL TAMAÑO DE FABRICACIÓN	Squadrato ISO 13006	±0,3%	±1,0mm		±0,15%		ISO 10545-2				
	DEVIAZIONE AMMISSIBILE, IN PERCENTO, DELLO SPESSORE MEDIO DI OGNI PIASTRELLA DALLA DIMENSIONE DI FABBRICAZIONE / ADMITTED DEVIATION, IN %, OF THE AVERAGE THICKNESS OF EACH TILE FROM THE PRODUCTION DIMENSIONS / MARGE DE TOLÉRANCE, EN POURCENTAGE, ENTRE L'ÉPAISSEUR MOYENNE DE CHAQUE CARREAU ET LA DIMENSION DE FABRICATION / ZULÄSSIGE ABWEICHUNG DER DURCHSCHNITTSDICKE JEDER FLIESE VOM HERSTELLMAß IN PROZENTEN / DESVIACIÓN ADMISIBLE, EN TANTO POR CIENTO, DEL GROSOR MEDIO DE CADA BALDOSA A PARTIR DEL TAMAÑO DE FABRICACIÓN		±5%	±0,5mm		±5%		ISO 10545-2				
	DEVIAZIONE MASSIMA DI RETTILINEARITÀ IN PERCENTO, IN RAPPORTO ALLE DIMENSIONI DI FABBRICAZIONE/CORRISPONDENTI / MAXIMUM STRAIGHTNESS DEVIATION, IN %, IN RELATION TO THE CORRESPONDING PRODUCTION DIMENSIONS / MARGE DE TOLÉRANCE DE RECTITUDE, EN POURCENTAGE, PAR RAPPORT AUX DIMENSIONS DE FABRICATION CORRESPONDANTES / ZULÄSSIGE HÖCHSTABWEICHUNG DER KANTENGERADHEIT IM VERHÄLTNIS ZU DEN ENTSPRECHENDEN HERSTELLMÄßEN IN PROZENTEN / DESVIACIÓN MÁXIMA DE RECTITUD, EN TANTO POR CIENTO, EN RELACIÓN CON EL TAMAÑO DE FABRICACIÓN CORRESPONDIENTE	Squadrato ISO 13006	±0,3%	±0,8mm		±0,1%		ISO 10545-2				
	DEVIAZIONE MASSIMA DI ORTOGONALITÀ IN PERCENTO, IN RAPPORTO ALLE DIMENSIONI DI FABBRICAZIONE CORRISPONDENTI / MAXIMUM RIGHT-ANGLE DEVIATION, IN %, IN RELATION TO THE CORRESPONDING PRODUCTION DIMENSIONS / MARGE DE TOLÉRANCE D'ANGULARITÉ, EN POURCENTAGE, PAR RAPPORT AUX DIMENSIONS DE FABRICATION / HÖCHSTABWEICHUNG DER RECHTWINKLIGKEIT IM VERHÄLTNIS ZU DEN ENTSPRECHENDEN HERSTELLMÄßEN IN PROZENTEN / DESVIACIÓN MÁXIMA DE LA ORTOGONALIDAD, EN TANTO POR CIENTO, EN RELACIÓN CON EL TAMAÑO DE FABRICACIÓN CORRESPONDIENTE	Squadrato ISO 13006	±0,3%	±1,5mm		±0,2%		ISO 10545-2				
	PLANARITÀ (CURVATURA DEL CENTRO, DELLO SPIGOLO E SVERGOLAMENTO) / FLATNESS (CURVING IN THE MIDDLE, CORNER AND WARPING) / PLANÉITÉ (COURBURE CENTRALE, DE L'ARÊTE ET GAUCHISSEMENT) / EBENFLÄCHIGKEIT (KRÜMMUNG DER MITTE, DER KANTE UND VERWINDUNG) / PLANITUD (CURVATURA DEL CENTRO, DE LA ARISTA Y ABARQUILLAMIENTO)	Squadrato ISO 13006	±0,4%	±1,8mm		±0,2%		ISO 10545-2				
	QUALITÀ DELLA SUPERFICIE - SURFACE QUALITY / QUALITÉ DE LA SURFACE - QUALITÄT DER OBERFLÄCHE / CALIDAD DE LA SUPERFICIE		Il 95% min delle piastrelle deve essere esente da difetti visibili. At least 95% of the tiles must be free from visible flaws. 95% min des carreaux ne doivent présenter aucun défaut visible. Mindestens 95% der Fliesen müssen frei von sichtbaren min. El 95% de las baldosas tiene que estar exento de defectos visibles			CONFORME/CONFORMING CONFORME/KONFORM CONFORME		ISO 10545-2				
	MASSA D'ACQUA ASSORBITA IN % / % WATER ABSORPTION - MASSE D'EAU ABSORBÉE EN % WASSERAUFNAHME IN % MASA DE AGUA ABSORBIDA EN %		< 0,5%			valore medio 0,08%		ISO 10545-3				
	FORZA DI ROTTURA IN N (sp. ≥ 7,5 mm) - BREAKING STRENGTH IN N (thickness ≥ 7,5 mm) / FORCE DE RUPTURE EN N (ép. ≥ 7,5 mm) / BRUCHLAST IN N (Dicke ≥ 7,5 mm) / FUERZA DE ROTURA EN N (gr. ≥ 7,5 mm)		≥ 700			valore medio 1350 Newton		ISO 10545-4				
	RESISTENZA ALLA FLESSIONE IN N/mm2 / N/mm2 FLEXURAL STRENGTH TEST / RÉSISTANCE A LA FLEXION EN N/mm2 / BIEGEFESTIGKEIT IN N/mm / RESISTENCIA A LA FLEXIÓN EN N/mm		35 MIN.			valore medio 52 N/mm2		ISO 10545-4				
	RESISTENZA ALL'ABRASIONE DELLE PIASTRELLE SMALTATE / RESISTANCE TO ABRASION OF GLAZED TILES / RÉSISTANCE À L'ABRASION DES CARREAUX ÉMAILLÉS / TIEFENABRIEFESTIGKEIT GLASIRTER FLIESEN / RESISTENCIA A LA ABRASIÓN DE LAS BALDOSAS ESMALTADAS				come dichiarato dal produttore see manufacturer's declaration selon déclaration du producteur entsprechend der herstellereingaben tal como declara el fabricante	<table border="1"> <tr> <td>STATUARIO CLASSE 4 CALACATTA GOLD CLASSE 4 MARQUINA CLASSE 2</td> <td>CALACATTA ALT. BLANC CLASSE 4 OYON BLANCHE CLASSE 5 BRECHE CAPRIA CLASSE 4 MARRON IMPERIAL CLASSE 2 OMBRE DE CARAVAGE CLASSE 1 LES QUATRE Saisons CLASSE 2 JASPE ROUGE CLASSE 2 SODALITE BLEU CLASSE 2</td> <td>MATTE D. ARABESQUE CLASSE 3 W. FANTASY CLASSE 4 CH. AMBER CLASSE 2 TH. NIGHT CLASSE 2</td> </tr> </table>	STATUARIO CLASSE 4 CALACATTA GOLD CLASSE 4 MARQUINA CLASSE 2	CALACATTA ALT. BLANC CLASSE 4 OYON BLANCHE CLASSE 5 BRECHE CAPRIA CLASSE 4 MARRON IMPERIAL CLASSE 2 OMBRE DE CARAVAGE CLASSE 1 LES QUATRE Saisons CLASSE 2 JASPE ROUGE CLASSE 2 SODALITE BLEU CLASSE 2	MATTE D. ARABESQUE CLASSE 3 W. FANTASY CLASSE 4 CH. AMBER CLASSE 2 TH. NIGHT CLASSE 2		ISO 10545-7	
STATUARIO CLASSE 4 CALACATTA GOLD CLASSE 4 MARQUINA CLASSE 2	CALACATTA ALT. BLANC CLASSE 4 OYON BLANCHE CLASSE 5 BRECHE CAPRIA CLASSE 4 MARRON IMPERIAL CLASSE 2 OMBRE DE CARAVAGE CLASSE 1 LES QUATRE Saisons CLASSE 2 JASPE ROUGE CLASSE 2 SODALITE BLEU CLASSE 2	MATTE D. ARABESQUE CLASSE 3 W. FANTASY CLASSE 4 CH. AMBER CLASSE 2 TH. NIGHT CLASSE 2										
	RESISTENZA AGLI SBALZI TERMICI / THERMAL SHOCKS RESISTANT / RÉSISTANCE AUX VARIATIONS THERMIQUES TEMPERATURWECHSELBESTÄNDIGKEIT / RESISTENCIA AL CHOQUE TÉRMICO				Metodo di prova disponibile/Available testing method Méthode d'essai disponible/Verfügbare Prüfmethode Método de ensayo disponible	RESISTE - RÉSISTANT RESISTE - ERFÜLLT RESISTE		ISO 10545-9				
	RESISTENZA AL GELO / FROST RESISTANCE - RÉSISTANCE AU GEL / FROSTSICHERHEIT - RESISTENCIA A LA HELADA		richiesta - required requisé - gefordert requerida		RESISTE - RÉSISTANT RESISTE - ERFÜLLT RESISTE			ISO 10545-12				
	RESISTENZA ALLE MACCHIE / RESISTANCE TO STAINING / RÉSISTANCE AUX TACHES / FLECKENABWEISEND RESISTENCIA A LAS MANCHAS		Metodo di prova disponibile Available testing method Méthode d'essai disponible Verfügbare Prüfmethode Método de ensayo disponible		Classe 3-4	Classe 4	Classe 3-4	ISO 10545-14				
	RILASCIO DI SOSTANZE PERICOLOSE / RELEASE OF HAZARDOUS SUBSTANCES / REJET DE SUBSTANCES DANGEREUSES / FREISETZUNG GEFÄHRLICHER STOFFE / LIBERACIÓN DE SUSTANCIAS PELIGROSAS CADMIO (in mg/dm²) - PIOMBO (in mg/dm²)		valore dichiarato per superfici GL, con impieghi su piani di lavoro declared value for GL surfaces used on worktops valeur déclarée pour surfaces GL utilisées sur plans de travail angegebener wert für GL oberflächen zum gebrauch als arbeitsplatten valor declarado para acabados GL utilizados para superficies de trabajo		CONFORME/CONFORMING CONFORME/KONFORM CONFORME		DM-1-2- 2007-Reg- CE-1935-2004					
	RESISTENZA A BASSE CONCENTRAZIONI DI ACIDI E ALCALI. / RESISTANCE TO LOW CONCENTRATIONS OF ACIDS AND ALKALIS. / RÉSISTANCE A BASSES CONCENTRATIONS D'ACIDES ET ALCALIS. / WIDERSTAND GEGEN NIEDRIGE KONZENTRATIONEN VON SAUREN UND LAUGEN. / RESISTENCIA A BAJAS CONCENTRACIONES DE ACIDOS Y ALCALIS. /		come dichiarato dal produttore see manufacturer's declaration selon déclaration du producteur entsprechend der herstellereingaben tal como declara el fabricante		GLB GLOSSY	GLB GLOSSY	GLB GLOSSY	ISO 10545-13				
	RESISTENZA AI PRODOTTI CHIMICI DI USO DOMESTICO E AGLI ADDITIVI PER PISCINA / RESISTENCE TO DOMESTIC CHEMICAL PRODUCTS AND ADDITIVES FOR SWIMMING POOLS / RÉSISTANT AUX PRODUITS CHIMIQUES À USAGE DOMESTIQUE ET AUX ADDITIFS POUR PISCINE / WIDERSTAND GEGEN HAUSHALTSCHIMIKALIEN UND SCHWIMMBADZUSATZSTOFFEN / RESISTENCIA A PRODUCTOS PARA LIMPIEZA DOMESTICA Y ADITIVOS PARA PISCINAS		MIN B		GA			ISO 10545-13				
	RESISTENZA AL CAVILLO DI PIASTRELLE SMALTATE /GLAZE CRAZING RESISTANCE - RÉSISTANCE AU TRESSAILLAGE POUR LES CARREAUX ÉMAILLÉS / WIDERSTAND GEGEN HAARRISS VON GLASIRTEN FLIESEN - RESISTENCIA AL CUARTEADO DE LOS AZULEJOS ESMALTADOS		richiesta - required requisé - gefordert requerida		RESISTE - RÉSISTANT RESISTE - ERFÜLLT RESISTE			ISO 10545-11				
	COEFFICIENTE D'ATTRITO (SCIVOLOSITÀ) / FRICTION COEFFICIENT (SLIPPERINESS) / COEFFICIENT DE FRICTION (GLISSEMENT) / REIBUNGSKOEFFIZIENT (SCHLUPFRIGKEIT) - COEFICIENTE DE ANTI DESLIZAMIENTO		-		>0,42 wet MATTE	>0,42 wet MATTE	>0,42 wet MATTE	DCOF (section 9.6 ANSI A 137.1.2012)				

Per un effetto ottimale della posa, florim suggerisce di mantenere 2 mm di fuga per pose monofornate e 3 mm per combinare formati misti / For optimal installation results, florim recommends maintaining a joint of 2 mm 1/12" for single format installations and 3 mm 1/8" to combine mixed formats / Pour réaliser une pose parfaite, florim suggère de maintenir 2 mm de joint pour la pose des monofornats, et 3 mm pour les combinaisons de formats mixtes / Um einen optimalen effekt beim verlegen zu erzielen empfehlt florim eine 2 mm fugen bei einformatigen verlegungen und 3 mm fugen bei formatkombinationen / Para lograr los máximos resultados en la posa del producto, florim aconseja 2 mm de junta en aplicaciones monofornato y 3 mm en combinaciones de formatos mixtos.

B&W MARBLE - STONTECH/4.0 - HERITAGE LUXE

GRES FINÉ PORCELLANATO/FINE PORCELAIN STONWARE/GRES CERAME FIN/FEINSTEINZEUG-KOLLEKTIONEN/GRES PORCELANICO FINO SQUADRATO - SQUARED - EQUARRI - REKTIFIZIERT - ESCUADRADO

6 mm 1/4" ↑↓

CARATTERISTICHE TECNICHE - TECHNICAL CHARACTERISTICS - CARACTERISTIQUES TECHNIQUES - TECHNISCHE EIGENSCHAFTEN - CARACTERÍSTICAS TÉCNICAS								
			PRESCRIZIONE STANDARD REQUIREMENTS PRESCRIPTIONS ANFORDERUNGEN PRESCRIPTION		RISULTATI TESTS TEST RESULTS RESULTATS DES ESSAIS PRÜFERGEBNIS RESULTADOS TESTS		RIFERIMENTO NORMA REFERENCE STANDARD RÉFÉRENCE NORME STANDARDBERT REFERENCIA NORMA	
			N ≥ 15 cm		B&W MARBLE	STONTECH/4.0		HERITAGE LUXE
			(%)	(mm)				
	LUNGHEZZA E LARGHEZZA: DEVIAZIONE AMMISSIBILE, IN % DELLA DIMENSIONE MEDIA DI OGNI PIASTRELLA DALLA DIM. DI FABBRICAZIONE / LENGTH AND WIDTH- ADMITTED DEVIATION, IN % OF THE AVERAGE SIZE OF EACH TILE FROM THE PRODUCTION DIMENSIONS / LONGUEUR ET LARGEUR - MARGE DE TOLÉRANCE, EN % ENTRE LA DIMENSION MOYENNE DE CHAQUE CARREAU ET LA DIM. DE FABRICATION / LÄNGE UND BREITE: ZULASSIGE ABWEICHUNG DES DURCHSCHNITTMÄßES JEDER FLEISE VOM HERSTELLMAß IN PROZENTEN / LARGO Y ANCHO: DESVIACION ADMISIBLE, EN % DEL TAMAÑO MEDIO DE CADA BALDOSA A PARTIR DEL TAMAÑO DE FABRICACIÓN.	Squadrato ISO 13006	±0,3%	±1,0mm	±0,15%	ISO 10545-2		
	DEVIAZIONE AMMISSIBILE, IN PERCENTO, DELLO SPESSORE MEDIO DI OGNI PIASTRELLA DALLA DIMENSIONE DI FABBRICAZIONE / ADMITTED DEVIATION, IN % OF THE AVERAGE THICKNESS OF EACH TILE FROM THE PRODUCTION DIMENSIONS / MARGE DE TOLÉRANCE, EN POURCENTAGE, ENTRE L'ÉPAISSEUR MOYENNE DE CHAQUE CARREAU ET LA DIMENSION DE FABRICATION / ZULASSIGE ABWEICHUNG DER DURCHSCHNITTSDICKE JEDER FLEISE VOM HERSTELLMAß IN PROZENTEN / DESVIACION ADMISIBLE, EN TANTO POR CIENTO, DEL GROSOR MEDIO DE CADA BALDOSA A PARTIR DEL TAMAÑO DE FABRICACIÓN.	-	±5%	±0,5mm	±5%	ISO 10545-2		
	DEVIAZIONE MASSIMA DI RETTILINEARITÀ IN PERCENTO, IN RAPPORTO ALLE DIMENSIONI DI FABBRICAZIONE CORRISPONDENTI / MAXIMUM STRAIGHTNESS DEVIATION, IN % IN RELATION TO THE CORRESPONDING PRODUCTION DIMENSIONS / MARGE DE TOLÉRANCE DE RECTITUDE, EN POURCENTAGE, PAR RAPPORT AUX DIMENSIONS DE FABRICATION CORRÉSPONDANTES / ZULASSIGE HOCHSTABWEICHUNG DER KANTENGERADHEIT IM VERHÄLTNIS ZU DEN ENTSPRECHENDEN HERSTELLMAßEN IN PROZENTEN / DESVIACION MÁXIMA DE RECTITUD, EN TANTO POR CIENTO, EN RELACIÓN CON EL TAMAÑO DE FABRICACIÓN CORRESPONDIENTE.	Squadrato ISO 13006	±0,3%	±0,8mm	±0,10%	ISO 10545-2		
	DEVIAZIONE MASSIMA DI ORTOGONALITÀ IN PERCENTO, IN RAPPORTO ALLE DIMENSIONI DI FABBRICAZIONE CORRISPONDENTI MAXIMUM RIGHT-ANGLE DEVIATION, IN % IN RELATION TO THE CORRESPONDING PRODUCTION DIMENSIONS / MARGE DE TOLÉRANCE D'ANGULARITÉ, EN POURCENTAGE, PAR RAPPORT AUX DIMENSIONS DE FABRICATION / HOCHSTABWEICHUNG DER RECHTWINKLIGKEIT IM VERHÄLTNIS ZU DEN ENTSPRECHENDEN HERSTELLMAßEN IN PROZENTEN / DESVIACION MÁXIMA DE LA ORTOGONALIDAD, EN TANTO POR CIENTO, EN RELACIÓN CON EL TAMAÑO DE FABRICACIÓN CORRESPONDIENTE.	Squadrato ISO 13006	±0,3%	±1,5mm	±0,20%	ISO 10545-2		
	PLANARITÀ (CURVATURA DEL CENTRO, DELLO SPIGOLO E SVERGOLAMENTO) / FLATNESS (CURVING IN THE MIDDLE, CORNER AND WARPING) / PLANÉTÉ (COUBURE CENTRALE, DE L'ARÊTE ET GAUCHISSEMENT) / EBENFLÄCHIGKEIT (KRÜMMUNG DER MITTE, DER KANTE UND VERWINDUNG) / PLANITUD (CURVATURA DEL CENTRO, DE LA ARISTA Y ABARQUILLAMIENTO).	Squadrato ISO 13006	±0,4%	±1,8mm	±0,20%	ISO 10545-2		
	QUALITÀ DELLA SUPERFICIE / SURFACE QUALITY / QUALITÉ DE LA SURFACE / QUALITÄT DER OBERFLÄCHE / CALIDAD DE LA SUPERFICIE.		Il 95% min delle piastrelle deve essere esente da difetti visibili. / At least 95% of the tiles must be free from visible flaws. 95% min des carreaux ne doivent présenter aucun défaut visible. Mindestens 95% der Fliesen müssen frei von sichtbaren min. / el 95% de las baldosas tiene que estar exento de defectos visibles.		CONFORME/CONFORMING CONFORME/KONFORM CONFORME	ISO 10545-2		
	MASSA D'ACQUA ASSORBITA IN % / % WATER ABSORPTION - MASSE D'EAU ABSORBÉE EN % / WASSERAUFNAHME IN % / MASA DE AGUA ABSORBIDA EN %		< 0,5%		valore medio 0,08%	ISO 10545-3		
	FORZA DI ROTTURA IN N (sp. < 7,5 mm) - BREAKING STRENGTH IN N (thickness < 7,5 mm) / FORCE DE RUPTURE EN N (ép. < 7,5 mm) / BRUCHLAST IN N (Dicke < 7,5 mm) / FUERZA DE ROTURA EN N (gr. < 7,5 mm)		≥ 700		valore medio 1350 Newton	ISO 10545-4		
	RESISTENZA ALLA FLESSIONE IN N/mm2 / N/mm2 FLEXURAL STRENGHT TEST / RÉSISTANCE A LA FLEXION EN N/mm2 / BIEGEFESTIGKEIT IN N/mm2		35 MIN.		valore medio 52 N/mm2	ISO 10545-4		
	RESISTENZA ALL'ABRASIONE PROFONDA DELLE PIASTRELLE NON SMALTATE / RESISTANCE TO DEEP ABRASION OF UNGLAZED TILES / RESISTANCE A L'ABRASION PROFONDE DES CARREAUX NON ÉMAILLÉS / TIEFENABRIEFESTIGKEIT UNGLASIRTER FLEISEN / RESISTENCIA A LA ABRASION PROFUNDA DE LAS BALDOSAS SIN ESMALTAR.		< 175 mm ³		valore medio 140 mm ³	ISO 10545-6		
	RESISTENZA AGLI SBALZI TERMICI / THERMAL SHOCKS RESISTANT / RÉSISTANCE AUX VARIATIONS THERMIQUES / TEMPERATURWECHSELBESTÄNDIGKEIT / RESISTENCIA AL CHOQUE TÉRMICO.	Metodo di prova disponibile / Available testing method Méthode d'essai disponible / Verfügbare Prüfmethode Método de ensayo disponible			RESISTE - RESISTANT RESISTE - ERFÜLLT RESISTE	ISO 10545-9		
	RESISTENZA AL GELO / FROST RESISTANCE / RÉSISTANCE AU GEL / FROSTSICHERHEIT RESISTENCIA A LA HELADA	RICHIESTA - REQUIRED REQUISE - GEFORDERT REQUERIDA			RESISTE - RESISTANT RESISTE - ERFÜLLT RESISTE	ISO 10545-12		
	RESISTENZA ALLE MACCHIE / RESISTANCE TO STAINING / RÉSISTANCE AUX TACHES FLECKENABWEISEND / RESISTENCIA A LAS MANCHAS.	Metodo di prova disponibile / Available testing method Méthode d'essai disponible / Verfügbare Prüfmethode Método de ensayo disponible			Classe 5 NATURALE	ISO 10545-14		
					Classe 4 HIGH - GLOSSY			
	RILASCIO DI SOSTANZE PERICOLOSE / RELEASE OF HAZARDOUS SUBSTANCES / REJET DE SUBSTANCES DANGEREUSES / FREISETZUNG GEFÄHRLICHER STOFFE / LIBERACIÓN DE SUSTANCIAS PELIGROSAS CADMIO (in mg/dm ²) - PIOMBO (in mg/dm ²)	VALORE DICHIARATO PER SUPERFICI GL. CON IMPIEGHI SU PIANI DI LAVORO / DECLARÉ VALUE FOR GL SURFACES USED ON WORKTOPS / VALEUR DÉCLARÉE POUR SURFACES GL UTILISÉS SUR PLANS DE TRAVAIL / ANGEGEBENER WERT FÜR GL OBERFLÄCHEN ZUM GEBRAUCH ALS ARBEITSPLATZ / VALOR DECLARADO PARA ACABADOS GL UTILIZADOS PARA SUPERFICIES DE TRABAJO			CONFORME/CONFORMING CONFORME/KONFORM/CONFORME	DM-1-2-2007-Reg-CE-1935-2004		
	RESISTENZA A BASSE CONCENTRAZIONI DI ACIDI E ALCALI. / RESISTANCE TO LOW CONCENTRATIONS OF ACIDS AND ALKALIS. / RESISTANCE A BASSES CONCENTRATIONS D'ACIDES ET ALCALIS. / WIDERSTAND GEGEN NIEDRIGE KONZENTRATIONEN VON SAUREN UND LAUGEN. / RESISTENCIA A BAJAS CONCENTRACIONES DE ACIDOS Y ALCALIS.	COME DICHIARATO DAL PRODUTTORE SEE MANUFACTURERS DECLARATION SELON DÉCLARATION DU PRODUCTEUR ENTSPRECHEND DER HERSTELLERANGABEN TAL COMO DECLARA EL FABRICANTE			ULA-ULB NATURALE	ISO 10545-13		
					ULB HIGH - GLOSSY			
	RESISTENZA AI PRODOTTI CHIMICI DI USO DOMESTICO E AGLI ADDITIVI PER PISCINA / RESISTENCE TO DOMESTIC CHEMICAL PRODUCTS AND ADDITIVES FOR SWIMMING POOLS / RESISTANT AUX PRODUITS CHIMIQUES À USAGE DOMESTIQUE ET AUX ADDITIFS POUR PISCINE / WIDERSTAND GEGEN HAUSHALTSCHHEMIKALIEN UND / SCHWIMMBADZUSATZSTOFFEN / RESISTENCIA A PRODUCTOS PARA LIMPIEZA DOMESTICA Y ADITIVOS PARA PISCINAS		MIN B		UA			
					6° ≤ α ≤ 10° R9 NATURALE	DIN EN 16165 ANNEX B		
					10° < α ≤ 19° R10 R+PTV			
	COEFFICIENTE D'ATTRITO (SCIVOLosità) / FRICTION COEFFICIENT (SLIPPERNESS) / COEFFICIENT DE FRICTION (GLISSEMENT) / REIBUNGSKOEFFIZIENT (SCHLUPFRIGKEIT) / COEFFICIENTE DE ANTI DESLIZAMIENTO.				18° ≤ α < 24° classe B R+PTV	DIN EN 16165 ANNEX A		
					PTV>36 wet slider 4S R+PTV	BS EN 16165 ANNEX C		
					> 0,42 wet NATURALE	ANSI A 326.3		

Per un effetto ottimale della posa, florm suggerisce di mantenere 2 mm di fuga per pose monofornate e 3 mm per combinare formati misti / For optimal installation results, florm recommends maintaining a joint of 2 mm 1/16" for single format installations and 3 mm 1/8" to combine mixed formats / Pour réaliser une pose parfaite, florm suggère de maintenir 2 mm de joint pour la pose des monoformats, et 3 mm pour les combinaisons de formats mixtes / Um einen optimalen effekt beim verlegen zu erzielen empfehlt florm eine 2 mm fugе bei einformatigen verlegungen und 3 mm fugе bei formatkombinationen / Para lograr los máximos resultados en la posa del producto, florm aconseja 2 mm de junta en aplicaciones monofornato y 3 mm en combinaciones de formatos mixtos.

ONYX&MORE - STONES&MORE 2.0 - NATURE MOOD

GRES FINE PORCELLANATO/FINE PORCELAIN STONWARE/GRES CERAME FIN/FEINSTEINZEUG-KOLLEKTIONEN/GRES PORCELANICO FINO SQUADRATO - SQUARED - EQUARRI - REKTIFIZIERT - ESCUADRADO

6 mm 1/4" ↑↓













CARATTERISTICHE TECNICHE - TECHNICAL CHARACTERISTICS - CARACTERISTIQUES TECHNIQUES - TECHNISCHE EIGENSCHAFTEN - CARACTERÍSTICAS TÉCNICAS								
			PRESCRIZIONE STANDARD REQUIREMENTS PRESCRIPTIONS ANFORDERUNGEN PRESCRIPTION		RISULTATI TESTS TEST RESULTS RESULTATS DES ESSAIS PRÜFERGEBNIS RESULTADOS TESTS		RIFERIMENTO NORMA REFERENCE STANDARD RÉFÉRENCE NORME STANDARDBERT REFERENCIA NORMA	
			N ≥ 15 cm		ONYX&MORE	STONES&MORE 2.0		NATURE MOOD
			(%)	(mm)				
	LUNGHEZZA E LARGHEZZA: DEVIAZIONE AMMISSIBILE, IN % DELLA DIMENSIONE MEDIA DI OGNI PIASTRELLA DALLA DIM. DI FABBRICAZIONE / LENGTH AND WIDTH- ADMITTED DEVIATION, IN % OF THE AVERAGE SIZE OF EACH TILE FROM THE PRODUCTION DIMENSIONS / LONGUEUR ET LARGEUR - MARGE DE TOLÉRANCE, EN % ENTRE LA DIMENSION MOYENNE DE CHAQUE CARREAU ET LA DIM. DE FABRICATION / LÄNGE UND BREITE: ZULASSIGE ABWEICHUNG DES DURCHSCHNITTMÄßES JEDER FLEISE VOM HERSTELLMAß IN PROZENTEN / LARGO Y ANCHO: DESVIACION ADMISIBLE, EN % DEL TAMAÑO MEDIO DE CADA BALDOSA A PARTIR DEL TAMAÑO DE FABRICACIÓN.	Squadrato ISO 13006	±0,3%	±1,0mm	±0,15%	ISO 10545-2		
	DEVIAZIONE AMMISSIBILE, IN PERCENTO, DELLO SPESSORE MEDIO DI OGNI PIASTRELLA DALLA DIMENSIONE DI FABBRICAZIONE / ADMITTED DEVIATION, IN % OF THE AVERAGE THICKNESS OF EACH TILE FROM THE PRODUCTION DIMENSIONS / MARGE DE TOLÉRANCE, EN POURCENTAGE, ENTRE L'ÉPAISSEUR MOYENNE DE CHAQUE CARREAU ET LA DIMENSION DE FABRICATION / ZULASSIGE ABWEICHUNG DER DURCHSCHNITTSDICKE JEDER FLEISE VOM HERSTELLMAß IN PROZENTEN / DESVIACION ADMISIBLE, EN TANTO POR CIENTO, DEL GROSOR MEDIO DE CADA BALDOSA A PARTIR DEL TAMAÑO DE FABRICACIÓN.	-	±5%	±0,5mm	±5%	ISO 10545-2		
	DEVIAZIONE MASSIMA DI RETTILINEARITÀ IN PERCENTO, IN RAPPORTO ALLE DIMENSIONI DI FABBRICAZIONE CORRISPONDENTI / MAXIMUM STRAIGHTNESS DEVIATION, IN % IN RELATION TO THE CORRESPONDING PRODUCTION DIMENSIONS / MARGE DE TOLÉRANCE DE RECTITUDE, EN POURCENTAGE, PAR RAPPORT AUX DIMENSIONS DE FABRICATION CORRÉSPONDANTES / ZULASSIGE HOCHSTABWEICHUNG DER KANTENGERADHEIT IM VERHÄLTNIS ZU DEN ENTSPRECHENDEN HERSTELLMAßEN IN PROZENTEN / DESVIACION MÁXIMA DE RECTITUD, EN TANTO POR CIENTO, EN RELACIÓN CON EL TAMAÑO DE FABRICACIÓN CORRESPONDIENTE.	Squadrato ISO 13006	±0,3%	±0,8mm	±0,10%	ISO 10545-2		
	DEVIAZIONE MASSIMA DI ORTOGONALITÀ IN PERCENTO, IN RAPPORTO ALLE DIMENSIONI DI FABBRICAZIONE CORRISPONDENTI MAXIMUM RIGHT-ANGLE DEVIATION, IN % IN RELATION TO THE CORRESPONDING PRODUCTION DIMENSIONS / MARGE DE TOLÉRANCE D'ANGULARITÉ, EN POURCENTAGE, PAR RAPPORT AUX DIMENSIONS DE FABRICATION / HOCHSTABWEICHUNG DER RECHTWINKLIGKEIT IM VERHÄLTNIS ZU DEN ENTSPRECHENDEN HERSTELLMAßEN IN PROZENTEN / DESVIACION MÁXIMA DE LA ORTOGONALIDAD, EN TANTO POR CIENTO, EN RELACIÓN CON EL TAMAÑO DE FABRICACIÓN CORRESPONDIENTE.	Squadrato ISO 13006	±0,3%	±1,5mm	±0,20%	ISO 10545-2		
	PLANARITÀ (CURVATURA DEL CENTRO, DELLO SPIGOLO E SVERGOLAMENTO) / FLATNESS (CURVING IN THE MIDDLE, CORNER AND WARPING) / PLANÉTÉ (COUBURE CENTRALE, DE L'ARÊTE ET GAUCHISSEMENT) / EBENFLÄCHIGKEIT (KRÜMMUNG DER MITTE, DER KANTE UND VERWINDUNG) / PLANITUD (CURVATURA DEL CENTRO, DE LA ARISTA Y ABARQUILLAMIENTO).	Squadrato ISO 13006	±0,4%	±1,8mm	±0,20%	ISO 10545-2		
	QUALITÀ DELLA SUPERFICIE / SURFACE QUALITY / QUALITÉ DE LA SURFACE / QUALITÄT DER OBERFLÄCHE / CALIDAD DE LA SUPERFICIE.		Il 95% min delle piastrelle deve essere esente da difetti visibili. / At least 95% of the tiles must be free from visible flaws. 95% min des carreaux ne doivent présenter aucun défaut visible. Mindestens 95% der Fliesen müssen frei von sichtbaren min. / el 95% de las baldosas tiene que estar exento de defectos visibles.		CONFORME/CONFORMING CONFORME/KONFORM CONFORME	ISO 10545-2		
	MASSA D'ACQUA ASSORBITA IN % / % WATER ABSORPTION - MASSE D'EAU ABSORBÉE EN % / WASSERAUFNAHME IN % / MASA DE AGUA ABSORBIDA EN %		< 0,5%		valore medio 0,08%	ISO 10545-3		
	FORZA DI ROTTURA IN N (sp. < 7,5 mm) - BREAKING STRENGTH IN N (thickness < 7,5 mm) / FORCE DE RUPTURE EN N (ép. < 7,5 mm) / BRUCHLAST IN N (Dicke < 7,5 mm) / FUERZA DE ROTURA EN N (gr. < 7,5 mm)		≥ 700		valore medio 1350 Newton	ISO 10545-4		
	RESISTENZA ALLA FLESSIONE IN N/mm2 / N/mm2 FLEXURAL STRENGHT TEST / RÉSISTANCE A LA FLEXION EN N/mm2 / BIEGEFESTIGKEIT IN N/mm2		35 MIN.		valore medio 52 N/mm2	ISO 10545-4		
	RESISTENZA ALL'ABRASIONE PROFONDA DELLE PIASTRELLE NON SMALTATE / RESISTANCE TO DEEP ABRASION OF UNGLAZED TILES / RESISTANCE A L'ABRASION PROFONDE DES CARREAUX NON ÉMAILLÉS / TIEFENABRIEFESTIGKEIT UNGLASIRTER FLEISEN / RESISTENCIA A LA ABRASION PROFUNDA DE LAS BALDOSAS SIN ESMALTAR.		< 175 mm ³		valore medio 140 mm ³	ISO 10545-6		
	RESISTENZA AGLI SBALZI TERMICI / THERMAL SHOCKS RESISTANT / RÉSISTANCE AUX VARIATIONS THERMIQUES / TEMPERATURWECHSELBESTÄNDIGKEIT / RESISTENCIA AL CHOQUE TÉRMICO.	Metodo di prova disponibile / Available testing method Méthode d'essai disponible / Verfügbare Prüfmethode Método de ensayo disponible			RESISTE - RESISTANT RESISTE - ERFÜLLT RESISTE	ISO 10545-9		
	RESISTENZA AL GELO / FROST RESISTANCE / RÉSISTANCE AU GEL / FROSTSICHERHEIT RESISTENCIA A LA HELADA	RICHIESTA - REQUIRED REQUISE - GEFORDERT REQUERIDA			RESISTE - RESISTANT RESISTE - ERFÜLLT RESISTE	ISO 10545-12		
	RESISTENZA ALLE MACCHIE / RESISTANCE TO STAINING / RÉSISTANCE AUX TACHES FLECKENABWEISEND / RESISTENCIA A LAS MANCHAS.	Metodo di prova disponibile / Available testing method Méthode d'essai disponible / Verfügbare Prüfmethode Método de ensayo disponible			Classe 4-5 SATIN GLOSSY	ISO 10545-14		
					Classe 5 STRUTTURATO			
	RILASCIO DI SOSTANZE PERICOLOSE / RELEASE OF HAZARDOUS SUBSTANCES / REJET DE SUBSTANCES DANGEREUSES / FREISETZUNG GEFÄHRLICHER STOFFE / LIBERACIÓN DE SUSTANCIAS PELIGROSAS CADMIO (in mg/dm ²) - PIOMBO (in mg/dm ²)	VALORE DICHIARATO PER SUPERFICI GL. CON IMPIEGHI SU PIANI DI LAVORO / DECLARÉ VALUE FOR GL SURFACES USED ON WORKTOPS / VALEUR DÉCLARÉE POUR SURFACES GL UTILISÉS SUR PLANS DE TRAVAIL / ANGEGEBENER WERT FÜR GL OBERFLÄCHEN ZUM GEBRAUCH ALS ARBEITSPLATZ / VALOR DECLARADO PARA ACABADOS GL UTILIZADOS PARA SUPERFICIES DE TRABAJO			CONFORME/CONFORMING CONFORME/KONFORM/CONFORME	DM-1-2-2007-Reg-CE-1935-2004		
	RESISTENZA A BASSE CONCENTRAZIONI DI ACIDI E ALCALI. / RESISTANCE TO LOW CONCENTRATIONS OF ACIDS AND ALKALIS. / RESISTANCE A BASSES CONCENTRATIONS D'ACIDES ET ALCALIS. / WIDERSTAND GEGEN NIEDRIGE KONZENTRATIONEN VON SAUREN UND LAUGEN. / RESISTENCIA A BAJAS CONCENTRACIONES DE ACIDOS Y ALCALIS.	COME DICHIARATO DAL PRODUTTORE SEE MANUFACTURERS DECLARATION SELON DÉCLARATION DU PRODUCTEUR ENTSPRECHEND DER HERSTELLERANGABEN TAL COMO DECLARA EL FABRICANTE			ULA-ULB SATIN GLOSSY	ISO 10545-13		
					ULB GLOSSY			
	RESISTENZA AI PRODOTTI CHIMICI DI USO DOMESTICO E AGLI ADDITIVI PER PISCINA / RESISTENCE TO DOMESTIC CHEMICAL PRODUCTS AND ADDITIVES FOR SWIMMING POOLS / RESISTANT AUX PRODUITS CHIMIQUES À USAGE DOMESTIQUE ET AUX ADDITIFS POUR PISCINE / WIDERSTAND GEGEN HAUSHALTSCHHEMIKALIEN UND / SCHWIMMBADZUSATZSTOFFEN / RESISTENCIA A PRODUCTOS PARA LIMPIEZA DOMESTICA Y ADITIVOS PARA PISCINAS		MIN B		UA			
					10° < α ≤ 19° R10 STRUTTURATO	DIN EN 16165 ANNEX B		
					18° ≤ α < 24° classe B COMFORT			
	COEFFICIENTE D'ATTRITO (SCIVOLosità) / FRICTION COEFFICIENT (SLIPPERNESS) / COEFFICIENT DE FRICTION (GLISSEMENT) / REIBUNGSKOEFFIZIENT (SCHLUPFRIGKEIT) / COEFFICIENTE DE ANTI DESLIZAMIENTO.				18° ≤ α < 24° classe B COMFORT	DIN EN 16165 ANNEX A		
					PTV>36 wet slider 4S COMFORT	BS EN 16165 ANNEX C		
					> 0,42 wet SATIN STRUTTURATO	DCOF ANSI A 326.3		
					PTV>36 wet slider 4S COMFORT	BS EN 16165 ANNEX C		

Per un effetto ottimale della posa, florm suggerisce di mantenere 2 mm di fuga per pose monofornate e 3 mm per combinare formati misti / For optimal installation results, florm recommends maintaining a joint of 2 mm 1/16" for single format installations and 3 mm 1/8" to combine mixed formats / Pour réaliser une pose parfaite, florm suggère de maintenir 2 mm de joint pour la pose des monoformats, et 3 mm pour les combinaisons de formats mixtes / Um einen optimalen effekt beim verlegen zu erzielen empfehlt florm eine 2 mm fugе bei einformatigen verlegungen und 3 mm fugе bei formatkombinationen / Para lograr los máximos resultados en la posa del producto, florm aconseja 2 mm de junta en aplicaciones monofornato y 3 mm en combinaciones de formatos mixtos.

TIMELESS - ROCK SALT

GRES PORCELLANATO / SQUADRATO / GLAZED PORCELAIN STONEWARE/GRES CÉRAMÉ ÉMAILLÉ/GLASIERTE FEINSTEINZEUG/GRES PORCELÁNICO ESMALTADO
SQUADRATO - SQUARED - EQUARRI - REKTIFIZIERT - ESCUADRADO

6 mm 1/4" ↑

CARATTERISTICHE TECNICHE - TECHNICAL CHARACTERISTICS - CARACTERISTIQUES TECHNIQUES - TECHNISCHE EIGENSCHAFTEN - CARACTERÍSTICAS TÉCNICAS						
		PRESCRIZIONE STANDARD REQUIREMENTS PRESCRIPTIONS ANFORDERUNGEN PRESCRIPCION		RISULTATI TESTS TEST RESULTS RESULTATS DES ESSAIS PRÜFERGEBNIS RESULTADOS TESTS		RIFERIMENTO NORMA REFERENCE STANDARD RÉFÉRENCE NORME STANDARDWERT REFERENCIA NORMA
		N ≥ 15 cm		TIMELESS	ROCK SALT	
		(%)	(mm)			
	LUNGHEZZA E LARGHEZZA: DEVIAZIONE AMMISSIBILE, IN %, DELLA DIMENSIONE MEDIA DI OGNI PIASTRELLA DALLA DIM. DI FABBRICAZIONE / LENGTH AND WIDTH: ADMITTED DEVIATION, IN %, OF THE AVERAGE SIZE OF EACH TILE FROM THE PRODUCTION DIMENSIONS / LONGUEUR ET LARGEUR : MARGE DE TOLÉRANCE, EN %, ENTRE LA DIMENSION MOYENNE DE CHAQUE CARREAU ET LA DIM. DE FABRICATION / LANGE UND BREITE: ZULÄSSIGE ABWEICHUNG DES DURCHSCHNITTMÄßES JEDER FLIESE VOM HERSTELLMAß IN PROZENTEN LARGO Y ANCHO: DESVIACIÓN ADMISIBILE, EN %, DEL TAMAÑO MEDIO DE CADA BALDOSA A PARTIR DEL TAMAÑO DE FABRICACIÓN	Squadrato ISO 13006	±0,3%	±1,0mm	±0,15%	ISO 10545-2
	DEVIAZIONE AMMISSIBILE, IN PERCENTO, DELLO SPESSORE MEDIO DI OGNI PIASTRELLA DALLA DIMENSIONE DI FABBRICAZIONE / ADMITTED DEVIATION, IN %, OF THE AVERAGE THICKNESS OF EACH TILE FROM THE PRODUCTION DIMENSIONS / MARGE DE TOLÉRANCE, EN POURCENTAGE, ENTRE L'ÉPAISSEUR MOYENNE DE CHAQUE CARREAU ET LA DIMENSION DE FABRICATION / ZULÄSSIGE ABWEICHUNG DER DURCHSCHNITTSDICKE JEDER FLIESE VOM HERSTELLMAß IN PROZENTEN / DESVIACIÓN ADMISIBILE, EN TANTO POR CIENTO, DEL GROSOR MEDIO DE CADA BALDOSA A PARTIR DEL TAMAÑO DE FABRICACIÓN	-	±5%	±0,5mm	±5%	ISO 10545-2
	DEVIAZIONE MASSIMA DI RETTILINEARITÀ, IN PERCENTO, IN RAPPORTO ALLE DIMENSIONI DI FABBRICAZIONE CORRISPONDENTI / MAXIMUM STRAIGHTNESS DEVIATION, IN %, IN RELATION TO THE CORRESPONDING PRODUCTION DIMENSIONS / MARGE DE TOLÉRANCE DE RECTITUDE, EN POURCENTAGE, PAR RAPPORT AUX DIMENSIONS DE FABRICATION CORRESPONDANTES / ZULÄSSIGE HOCHSTABWEICHUNG DER KANTENGERADHEIT IM VERHÄLTNIS ZU DEN ENTSPRECHENDEN HERSTELLMÄßEN IN PROZENTEN / DESVIACIÓN MÁXIMA DE RECTITUD, EN TANTO POR CIENTO, EN RELACIÓN CON EL TAMAÑO DE FABRICACIÓN CORRESPONDIENTE	Squadrato ISO 13006	±0,3%	±0,8mm	±0,1%	ISO 10545-2
	DEVIAZIONE MASSIMA DI ORTOGONALITÀ, IN PERCENTO, IN RAPPORTO ALLE DIMENSIONI DI FABBRICAZIONE CORRISPONDENTI MAXIMUM RIGHT-ANGLE DEVIATION, IN %, IN RELATION TO THE CORRESPONDING PRODUCTION DIMENSIONS / MARGE DE TOLÉRANCE D'ANGULARITÉ, EN POURCENTAGE, PAR RAPPORT AUX DIMENSIONS DE FABRICATION / HOCHSTABWEICHUNG DER RECHTWINKLIGKEIT IM VERHÄLTNIS ZU DEN ENTSPRECHENDEN HERSTELLMÄßEN IN PROZENTEN / DESVIACIÓN MÁXIMA DE LA ORTOGONALIDAD, EN TANTO POR CIENTO, EN RELACIÓN CON EL TAMAÑO DE FABRICACIÓN CORRESPONDIENTE	Squadrato ISO 13006	±0,3%	±1,5mm	±0,2%	ISO 10545-2
	PLANARITÀ (CURVATURA DEL CENTRO, DELLO SPIGOLO E SVERGOLAMENTO) / FLATNESS (CURVING IN THE MIDDLE, CORNER AND WARPING) / PLANÉITÉ (COURBURE CENTRALE, DE L'ARÊTE ET GAUCHISSEMENT) / EBENFLÄCHIGKEIT (KRÜMMUNG DER MITTE, DER KANTE UND VERWINDUNG) / PLANITUD (CURVATURA DEL CENTRO, DE LA ARISTA Y ABARQUILLAMIENTO)	Squadrato ISO 13006	±0,4%	±1,8mm	±0,2%	ISO 10545-2
	QUALITÀ DELLA SUPERFICIE / SURFACE QUALITY / QUALITÉ DE LA SURFACE / QUALITÄT DER OBERFLÄCHE CALIDAD DE LA SUPERFICIE		Il 95% min delle piastrelle deve essere esente da difetti visibili. At least 95% of the tiles must be free from visible flaws. Mindestens 95% der Fliesen müssen frei von sichtbaren min. El 95% de las baldosas tiene que estar exento de defectos visibles		CONFORME/CONFORMING CONFORME/KONFORM CONFORME	ISO 10545-2
	MASSA D'ACQUA ASSORBITA IN % / % WATER ABSORPTION - MASSE D'EAU ABSORBÉE EN % WASSERAUFNAHME IN % / MASA DE AGUA ABSORBIDA EN %		< 0,5%		valore medio 0,08%	ISO 10545-3
	FORZA DI ROTTURA IN N (sp. < 7,5 mm) - BREAKING STRENGTH IN N (thickness < 7,5 mm) / FORCE DE RUPTURE EN N (ép. < 7,5 mm) / BRUCHLAST IN N (Dicke < 7,5 mm) / FUERZA DE ROTURA EN N (gr. < 7,5 mm)		≥ 700		valore medio 1350 Newton	ISO 10545-4
	RESISTENZA ALLA FLESSIONE IN N/mm2 / N/mm2 FLEXURAL STRENGTH TEST / RÉSISTANCE A LA FLEXION EN N/mm2 / BIEGESTÄRKE IN N/mm2 / RESISTENCIA A LA FLEXIÓN EN N/mm2		35 MIN.		valore medio 52 N/mm2	ISO 10545-4
	RESISTENZA ALL'ABRASIONE DELLE PIASTRELLE ESMALTATE / RESISTANCE TO ABRASION OF GLAZED TILES / RESISTANCE À L'ABRASION DES CARREAUX ÉMAILLÉS / TIEFENABRIEFESTIGKEIT GLASIRTER FLIESEN RESISTENCIA A LA ABRASIÓN DE LAS BALDOSAS ESMALTADAS		come dichiarato dal produttore see manufacturer's declaration selon déclaration du producteur entsprechend der herstellereangaben tal como declara el fabricante	CALACATTA CLASSE 5 TRAVERTINO CLASSE 4 MARRIL CLASSE 4 AMANI GRAY CLASSE 3 CEPPO DI GRÉ CLASSE 4	WHITE GOLD CLASSE 5 CELTIC GREY CLASSE 4 DANISH SMOKE CLASSE 4 MALI GREEN CLASSE 4	ISO 10545-7
	RESISTENZA AGLI SBALZI TERMICI / THERMAL SHOCKS RESISTANT / RÉSISTANCE AUX VARIATIONS THERMIQUES / TEMPERATURWECHSELBESTÄNDIGKEIT / RESISTENCIA AL CHOQUE TÉRMICO		Metodo di prova disponibile / Available testing method Méthode d'essai disponible / Verfügbare Prüfmethode Método de ensayo disponible	RESISTE - RÉSISTANT RÉSISTE - ERFÜLLT RESISTE		ISO 10545-9
	RESISTENZA AL GELO / FROST RESISTANCE RÉSISTANCE AU GEL / FROSTSICHERHEIT / RESISTENCIA A LA HELADA		richiesta - required requis - gefordert requerida	RESISTE - RÉSISTANT RÉSISTE - ERFÜLLT RESISTE		ISO 10545-12
	RESISTENZA ALLE MACCHIE / RESISTANCE TO STAINING / RÉSISTANCE AUX TACHES FLECKENABWEISEND / RESISTENCIA A LAS MANCHAS		Metodo di prova disponibile Available testing method Méthode d'essai disponible Verfügbare Prüfmethode Método de ensayo disponible	Classe 4 NATURALE	Classe 4-5 NATURALE	ISO 10545-14
	RILASCIO DI SOSTANZE PERICOLOSE / RELEASE OF HAZARDOUS SUBSTANCES / REJET DE SUBSTANCES DANGEREUSES / FREISETZUNG GEFAHRLICHER STOFFE / LIBERACION DE SUSTANCIAS PELIGROSAS CADMIO (in mg/dm ²) - PIOMBO (in mg/dm ²)		VALORE DICHIARATO PER SUPERFICIE GL. CON IMPEGNI SU PIANI DI LAVORO / DECLARÉ VALLÉ FOR GL SURFACES USED ON WORKTOPS / VALEUR DÉCLARÉE POUR SURFACES GL UTILISÉES SUR PLANS DE TRAVAIL. ANGEZEIGENER WERT FÜR GL OBERFLÄCHEN ZUM ARBEITSPLATZEN / VALOR DECLARADO PARA ACABADOS GL UTILIZADOS PARA SUPERFICIES DE TRABAJO	CONFORME/CONFORMING CONFORME/KONFORM CONFORME		DM-1-2-2007-Reg-CE-1935-2004
	RESISTENZA A BASSE CONCENTRAZIONI DI ACIDI E ALCALI. / RESISTANCE TO LOW CONCENTRATIONS OF ACIDS AND ALKALIS. / RESISTANCE A BASSES CONCENTRATIONS D'ACIDES ET ALCALIS. / WIDERSTAND GEGEN NIEDRIGE KONZENTRATIONEN VON SAUREN UND LAUGEN. / RESISTENCIA A BAJAS CONCENTRACIONES DE ACIDOS Y ALCALIS. /		come dichiarato dal produttore see manufacturer's declaration selon déclaration du producteur entsprechend der herstellereangaben tal como declara el fabricante	GLA NATURALE	GLA NATURALE	ISO 10545-13
	RESISTENZA AI PRODOTTI CHIMICI DI USO DOMESTICO E AGLI ADDITIVI PER PISCINA RESISTENCE TO DOMESTIC CHEMICAL PRODUCTS AND ADDITIVES FOR SWIMMING POOLS / RÉSISTANT AUX PRODUITS CHIMIQUES À USAGE DOMESTIQUE ET AUX ADDITIFS POUR PISCINE / WIDERSTAND GEGEN HAUSHALTSCHIMIKALIEN UND / SCHWIMMBADZUSATZSTOFFEN / RESISTENCIA A PRODUCTOS PARA LIMPIEZA DOMÉSTICA Y ADITIVOS PARA PISCINAS		MIN B	GLB LUCIDO	GLB LUCIDO	
	RESISTENZA AL CAVILLO DI PIASTRELLE ESMALTATE / GLAZE CRAZING RESISTANCE - RÉSISTANCE AU TRESSAILLAGE POUR LES CARREAUX ÉMAILLÉS / WIDERSTAND GEGEN HAARRISSVONGLASIRTE FLESEN - RESISTENCIA AL CUARTEADO DE LOS AZULEJOS ESMALTADOS		richiesta - required requis - gefordert requerida	RESISTE - RÉSISTANT RÉSISTE - ERFÜLLT RESISTE		ISO 10545-11
	COEFFICIENT D'ATTRITO (SCIVOLOSITÀ) / FRICTION COEFFICIENT (SLIPPERINESS) / COEFFICIENT DE FRICTION (GLISSEMENT) / REIBUNGSKOEFFIZIENT (SCHLUPFRIGKEIT) - COEFICIENTE DE ANTI DESLIZAMIENTO		-	6° < α ≤ 10° R9 NATURALE	10° < α ≤ 19° R10 NATURALE	DIN EN 16165 ANNEX B
			-	-	18° ≤ α < 24° classe B NATURALE	DIN EN 16165 ANNEX A
			-	DCOF > 0,42 wet NATURALE	DCOF > 0,42 wet NATURALE	ANSI A 326.3












Per un effetto ottimale della posa, florim suggerisce di mantenere 2 mm di fuga per pose monoformato e 3 mm per combinare formati misti / For optimal installation results, florim recommends maintaining a joint of 2 mm 1/12" for single format installations and 3 mm 1/8" to combine mixed formats / Pour réaliser une pose parfaite, florim suggère de maintenir 2 mm de joint pour la pose des monoformats, et 3 mm pour les combinaisons de formats mixtes / Um einen optimalen effekt beim verlegen zu erzielen empfiehlt florim eine 2 mm fugе bei einformatigen verlegungen und 3 mm fugе bei formatkombinationen / Para lograr los máximos resultados en la posa del producto, florim aconseja 2 mm de junta en aplicaciones monoformato y 3 mm en combinaciones de formatos mixtos

FLORIM / MAGNUM / 300

ARDOISE - LA ROCHE - PLIMATECH - ATMOSPHERES

GRES FINE PORCELLANATO/FINE PORCELAIN STONEWARE/GRES CERAME FIN/FEINSTEINZEUG-KOLLEKTIONEN/GRES PORCELÁNICO FINO
SQUADRATO - SQUARED - EQUARRI - REKTIFIZIERT - ESCUADRADO

6 mm 1/4" ↑












CARATTERISTICHE TECNICHE - TECHNICAL CHARACTERISTICS - CARACTERISTIQUES TECHNIQUES - TECHNISCHE EIGENSCHAFTEN - CARACTERÍSTICAS TÉCNICAS									
		PRESCRIZIONE STANDARD REQUIREMENTS PRESCRIPTIONS ANFORDERUNGEN PRESCRIPCION		RISULTATI TESTS TEST RESULTS RESULTATS DES ESSAIS PRÜFERGEBNIS RESULTADOS TESTS				RIFERIMENTO NORMA REFERENCE STANDARD RÉFÉRENCE NORME STANDARDWERT REFERENCIA NORMA	
		N ≥ 15 cm		ARDOISE	LA ROCHE	PLIMATECH	ATMOSPHERES		
		(%)	(mm)						
	Lastre in gres fine porcellanato non smaltato. Piastrelle di ceramica pressate a secco. Caratteristiche di qualità secondo i test di controllo previsti dalla norma EN 14411-ISO 13006 Appendice G gruppo Bia UGL / Dry-pressed ceramic tiles. Quality specifications, according to control tests of EN 14411-ISO 13006 Appendice G gruppo Bia UGL. / Dalles en gres céramé fin non émaille. Carreaux céramiques pressés à sec. Caractéristiques de qualité d'après les essais de contrôle norme EN 14411-ISO 13006 Appendice G groupe Bia UGL. / Nicht glasierte und vollständig gesinterter Feinsteinzeugplatten. Trocken gepresste Keramikfliesen. Qualitätseigenschaften nach Normen EN 14411-ISO 13006 Anhang G Gruppe Bia UGL. / Planchas de gres porcelánico fino no esmaltado. Baldosas de cerámica resandadas en seco. Características de calidad según las Normas EN 14411-ISO 13006 Apéndice G grupo Bia UGL.	Squadrato ISO 13006	±0,3%	±1,0mm	±0,15%				ISO 10545-2
	DEVIAZIONE AMMISSIBILE, IN PERCENTO, DELLO SPESSORE MEDIO DI OGNI PIASTRELLA DALLA DIMENSIONE DI FABBRICAZIONE / ADMITTED DEVIATION, IN %, OF THE AVERAGE THICKNESS OF EACH TILE FROM THE PRODUCTION DIMENSIONS / MARGE DE TOLÉRANCE, EN POURCENTAGE, ENTRE L'ÉPAISSEUR MOYENNE DE CHAQUE CARREAU ET LA DIMENSION DE FABRICATION / ZULÄSSIGE ABWEICHUNG DER DURCHSCHNITTSDICKE JEDER FLIESE VOM HERSTELLMAß IN PROZENTEN / DESVIACIÓN ADMISIBILE, EN TANTO POR CIENTO, DEL GROSOR MEDIO DE CADA BALDOSA A PARTIR DEL TAMAÑO DE FABRICACIÓN	-	±5%	±0,5mm	±5%				ISO 10545-2
	DEVIAZIONE MASSIMA DI RETTILINEARITÀ, IN PERCENTO, IN RAPPORTO ALLE DIMENSIONI DI FABBRICAZIONE CORRISPONDENTI / MAXIMUM STRAIGHTNESS DEVIATION, IN %, IN RELATION TO THE CORRESPONDING PRODUCTION DIMENSIONS / MARGE DE TOLÉRANCE DE RECTITUDE, EN POURCENTAGE, PAR RAPPORT AUX DIMENSIONS DE FABRICATION CORRESPONDANTES / ZULÄSSIGE HOCHSTABWEICHUNG DER KANTENGERADHEIT IM VERHÄLTNIS ZU DEN ENTSPRECHENDEN HERSTELLMÄßEN IN PROZENTEN / DESVIACIÓN MÁXIMA DE RECTITUD, EN TANTO POR CIENTO, EN RELACIÓN CON EL TAMAÑO DE FABRICACIÓN CORRESPONDIENTE	Squadrato ISO 13006	±0,3%	±0,8mm	±0,10%				ISO 10545-2
	DEVIAZIONE MASSIMA DI ORTOGONALITÀ, IN PERCENTO, IN RAPPORTO ALLE DIMENSIONI DI FABBRICAZIONE CORRISPONDENTI MAXIMUM RIGHT-ANGLE DEVIATION, IN %, IN RELATION TO THE CORRESPONDING PRODUCTION DIMENSIONS / MARGE DE TOLÉRANCE D'ANGULARITÉ, EN POURCENTAGE, PAR RAPPORT AUX DIMENSIONS DE FABRICATION / HOCHSTABWEICHUNG DER RECHTWINKLIGKEIT IM VERHÄLTNIS ZU DEN ENTSPRECHENDEN HERSTELLMÄßEN IN PROZENTEN / DESVIACIÓN MÁXIMA DE LA ORTOGONALIDAD, EN TANTO POR CIENTO, EN RELACIÓN CON EL TAMAÑO DE FABRICACIÓN CORRESPONDIENTE	Squadrato ISO 13006	±0,3%	±1,5mm	±0,20%				ISO 10545-2
	PLANARITÀ (CURVATURA DEL CENTRO, DELLO SPIGOLO E SVERGOLAMENTO) / FLATNESS (CURVING IN THE MIDDLE, CORNER AND WARPING) / PLANÉITÉ (COURBURE CENTRALE, DE L'ARÊTE ET GAUCHISSEMENT) / EBENFLÄCHIGKEIT (KRÜMMUNG DER MITTE, DER KANTE UND VERWINDUNG) / PLANITUD (CURVATURA DEL CENTRO, DE LA ARISTA Y ABARQUILLAMIENTO)	Squadrato ISO 13006	±0,4%	±1,8mm	±0,20%				ISO 10545-2
	QUALITÀ DELLA SUPERFICIE / SURFACE QUALITY / QUALITÉ DE LA SURFACE / QUALITÄT DER OBERFLÄCHE / CALIDAD DE LA SUPERFICIE		Il 95% min delle piastrelle deve essere esente da difetti visibili. At least 95% of the tiles must be free from visible flaws. Mindestens 95% der Fliesen müssen frei von sichtbaren min. El 95% de las baldosas tiene que estar exento de defectos visibles		CONFORME/CONFORMING CONFORME/KONFORM CONFORME				ISO 10545-2
	MASSA D'ACQUA ASSORBITA IN % / % WATER ABSORPTION - MASSE D'EAU ABSORBÉE EN % WASSERAUFNAHME IN % / MASA DE AGUA ABSORBIDA EN %		< 0,5%		valore medio 0,08%				ISO 10545-3
	FORZA DI ROTTURA IN N (sp. < 7,5 mm) - BREAKING STRENGTH IN N (thickness < 7,5 mm) / FORCE DE RUPTURE EN N (ép. < 7,5 mm) / BRUCHLAST IN N (Dicke < 7,5 mm) / FUERZA DE ROTURA EN N (gr. < 7,5 mm)		≥ 700		valore medio 1350 Newton				ISO 10545-4
	RESISTENZA ALLA FLESSIONE IN N/mm2 / N/mm2 FLEXURAL STRENGTH TEST / RÉSISTANCE A LA FLEXION EN N/mm2 / BIEGESTÄRKE IN N/mm2 / RESISTENCIA A LA FLEXIÓN EN N/mm2		35 MIN.		valore medio 52 N/mm2				ISO 10545-4
	RESISTENZA ALL'ABRASIONE PROFONDA DELLE PIASTRELLE NON SMALTATE / RESISTANCE TO DEEP ABRASION OF UNGLAZED TILES / RESISTANCE À L'ABRASION PROFONDE DES CARREAUX NON ÉMAILLÉS / TIEFENABRIEFESTIGKEIT UNGLASIRTER FLIESEN / RESISTENCIA A LA ABRASION PROFUNDA DE LAS BALDOSAS SIN ESMALTAR.		come dichiarato dal produttore see manufacturer's declaration selon déclaration du producteur entsprechend der herstellereangaben tal como declara el fabricante		valore medio 140 mm ³				ISO 10545-6
	RESISTENZA AGLI SBALZI TERMICI / THERMAL SHOCKS RESISTANT / RÉSISTANCE AUX VARIATIONS THERMIQUES / TEMPERATURWECHSELBESTÄNDIGKEIT / RESISTENCIA AL CHOQUE TÉRMICO		Metodo di prova disponibile / Available testing method Méthode d'essai disponible / Verfügbare Prüfmethode Método de ensayo disponible	RESISTE - RÉSISTANT RÉSISTE - ERFÜLLT RESISTE					ISO 10545-9
	RESISTENZA AL GELO / FROST RESISTANCE RÉSISTANCE AU GEL / FROSTSICHERHEIT / RESISTENCIA A LA HELADA		richiesta - required requis - gefordert requerida	RESISTE - RÉSISTANT RÉSISTE - ERFÜLLT RESISTE					ISO 10545-12
	RESISTENZA ALLE MACCHIE / RESISTANCE TO STAINING / RÉSISTANCE AUX TACHES / FLECKENABWEISEND / RESISTENCIA A LAS MANCHAS		Metodo di prova disponibile Available testing method Méthode d'essai disponible Verfügbare Prüfmethode Método de ensayo disponible	Classe 4 NATURALE	Classe 4-5 NATURALE	Classe 4 LUCIDO	Classe 4 LUCIDO		ISO 10545-14
	RILASCIO DI SOSTANZE PERICOLOSE / RELEASE OF HAZARDOUS SUBSTANCES / REJET DE SUBSTANCES DANGEREUSES / FREISETZUNG GEFAHRLICHER STOFFE / LIBERACION DE SUSTANCIAS PELIGROSAS CADMIO (in mg/dm ²) - PIOMBO (in mg/dm ²)		VALORE DICHIARATO PER SUPERFICIE GL. CON IMPEGNI SU PIANI DI LAVORO / DECLARÉ VALLÉ FOR GL SURFACES USED ON WORKTOPS / VALEUR DÉCLARÉE POUR SURFACES GL UTILISÉES SUR PLANS DE TRAVAIL. ANGEZEIGENER WERT FÜR GL OBERFLÄCHEN ZUM GEBIRACH ALS ARBEITSPLATZEN / VALOR DECLARADO PARA ACABADOS GL UTILIZADOS PARA SUPERFICIES DE TRABAJO	CONFORME/CONFORMING CONFORME/KONFORM CONFORME					DM-1-2-2007-Reg-CE-1935-2004
	RESISTENZA A BASSE CONCENTRAZIONI DI ACIDI E ALCALI. / RESISTANCE TO LOW CONCENTRATIONS OF ACIDS AND ALKALIS. / RESISTANCE A BASSES CONCENTRATIONS D'ACIDES ET ALCALIS. / WIDERSTAND GEGEN NIEDRIGE KONZENTRATIONEN VON SAUREN UND LAUGEN. / RESISTENCIA A BAJAS CONCENTRACIONES DE ACIDOS Y ALCALIS. /		come dichiarato dal produttore see manufacturer's declaration selon déclaration du producteur entsprechend der herstellereangaben tal como declara el fabricante	ULA	ULB	ULA	ULB		ISO 10545-13
	RESISTENZA A ALTE CONCENTRAZIONI DI ACIDI ED ALCALI / RESISTANCE TO HIGH CONCENTRATIONS OF ACIDS AND ALKALIS / RESISTANCE A HAUTES CONCENTRATIONS D'ACIDES ET BASES / BESTÄNDIGKEIT GEGEN STARK KONZENTRIERTE SAUREN UND LAUGEN / RESISTENCIA A ALTAS CONCENTRACIONES DE ACIDOS Y ALCALIS.		COME DICHIARATO DAL PRODUTTORE SEE MANUFACTURERS DECLARATION SELON DÉCLARATION DU PRODUCTEUR ENTSPRECHEND DER HERSTELLERANGABEN TAL COMO DECLARA EL FABRICANTE	UHA	UHB	-	-		
	RESISTENZA AI PRODOTTI CHIMICI DI USO DOMESTICO E AGLI ADDITIVI PER PISCINA RESISTENCE TO DOMESTIC CHEMICAL PRODUCTS AND ADDITIVES FOR SWIMMING POOLS / RÉSISTANT AUX PRODUITS CHIMIQUES À USAGE DOMESTIQUE ET AUX ADDITIFS POUR PISCINE / WIDERSTAND GEGEN HAUSHALTSCHIMIKALIEN UND / SCHWIMMBADZUSATZSTOFFEN / RESISTENCIA A PRODUCTOS PARA LIMPIEZA DOMÉSTICA Y ADITIVOS PARA PISCINAS		MIN B	UA					
	RESISTENZA AL CAVILLO DI PIASTRELLE ESMALTATE / GLAZE CRAZING RESISTANCE - RÉSISTANCE AU TRESSAILLAGE POUR LES CARREAUX ÉMAILLÉS / WIDERSTAND GEGEN HAARRISSVONGLASIRTE FLESEN - RESISTENCIA AL CUARTEADO DE LOS AZULEJOS ESMALTADOS		richiesta - required requis - gefordert requerida	RESISTE - RÉSISTANT RÉSISTE - ERFÜLLT RESISTE					ISO 10545-11
	COEFFICIENT D'ATTRITO (SCIVOLOSITÀ) / FRICTION COEFFICIENT (SLIPPERINESS) / COEFFICIENT DE FRICTION (GLISSEMENT) / REIBUNGSKOEFFIZIENT (SCHLUPFRIGKEIT) / COEFICIENTE DE ANTI DESLIZAMIENTO		-	6° < α ≤ 10° R9 NATURALE	10° < α ≤ 19° R10 NATURALE	6° < α ≤ 10° R9	10° < α ≤ 19° R10	6° < α ≤ 10° R9	DIN EN 16165 ANNEX B
			-	-	18° ≤ α < 24° classe B NATURALE	-	-	18° ≤ α < 24° classe B	DIN EN 16165 ANNEX A
			-	DCOF > 0,42 wet NATURALE	DCOF > 0,42 wet NATURALE	-	-	PTV>36 wet slider 4S	BS EN 16165 ANNEX C
			-	> 0,42 wet	> 0,42 wet	> 0,42 wet	> 0,42 wet	> 0,42 wet	ANSI A 326.3

Per un effetto ottimale della posa, florim suggerisce di mantenere 2 mm di fuga per pose monoformato e 3 mm per combinare formati misti / For optimal installation results, florim recommends maintaining a joint of 2 mm 1/12" for single format installations and 3 mm 1/8" to combine mixed formats / Pour réaliser une pose parfaite, florim suggère de maintenir 2 mm de joint pour la pose des monoformats, et 3 mm pour les combinaisons de formats mixtes / Um einen optimalen effekt beim verlegen zu erzielen empfiehlt florim eine 2 mm fugе bei einformatigen verlegungen und 3 mm fugе bei formatkombinationen / Para lograr los máximos resultados en la posa del producto, florim aconseja 2 mm de junta en aplicaciones monoformato y 3 mm en combinaciones de formatos mixtos

URBAN STYLE - WOODSLATE LIFE

GRES FINE PORCELLANATO/FINE PORCELAIN STONEWARE/GRES CERAME FIN/FEINSTEINZEUG-KOLLEKTIONEN/GRES PORCELANICO FINO
SQUADRATO - SQUARED - EQUARRI - REKTIFIZIERT - ESCUADRADO

6 mm 1/4"












CARATTERISTICHE TECNICHE - TECHNICAL CHARACTERISTICS - CARACTERISTIQUES TECHNIQUES - TECHNISCHE EIGENSCHAFTEN - CARACTERÍSTICAS TÉCNICAS		PRESCRIZIONE STANDARD REQUIREMENTS PRESCRIPTIONS ANFORDERUNGEN PRESCRIPCION		RISULTATI TESTS TEST RESULTS RESULTATS DES ESSAIS PRÜFERGEBNIS RESULTADOS TESTS		RIFERIMENTO NORMA REFERENCE STANDARD RÉFÉRENCE NORME STANDARDWERT REFERENCIA NORMA	
		N ≥ 15 cm					
		(%)	(mm)	URBAN STYLE	WOODSLATE LIFE		
	LUNGHEZZA E LARGHEZZA: DEVIAZIONE AMMISSIBILE, IN %, DELLA DIMENSIONE MEDIA DI OGNI PIASTRELLA DALLA DIM. DI FABBRICAZIONE / LENGTH AND WIDTH: ADMITTED DEVIATION, IN %, OF THE AVERAGE SIZE OF EACH TILE FROM THE PRODUCTION DIMENSIONS / LONGUEUR ET LARGEUR : MARGE DE TOLERANCE, EN %, ENTRE LA DIMENSION MOYENNE DE CHAQUE CARREAU ET LA DIM. DE FABRICATION / LANGE UND BREITE: ZULASSIGE ABWEICHUNG DES DURCHSCHNITTMASSES JEDER FLIESE VOM HERSTELLMAß IN PROZENTEN / LARGO Y ANCHO: DESVIACION ADMISIBLE, EN %, DEL TAMAÑO MEDIO DE CADA BALDOSA A PARTIR DEL TAMAÑO DE FABRICACIÓN.	Squadrato ISO 13006	±0,3%	±1,0mm	±0,15%	ISO 10545-2	
	DEVIAZIONE AMMISSIBILE, IN PERCENTO, DELLO SPESSORE MEDIO DI OGNI PIASTRELLA DALLA DIMENSIONE DI FABBRICAZIONE / ADMITTED DEVIATION, IN %, OF THE AVERAGE THICKNESS OF EACH TILE FROM THE PRODUCTION DIMENSIONS / MARGE DE TOLERANCE, EN POURCENTAGE, ENTRE L'ÉPAISSEUR MOYENNE DE CHAQUE CARREAU ET LA DIMENSION DE FABRICATION / ZULASSIGE ABWEICHUNG DER DURCHSCHNITTSDICKE JEDER FLIESE VOM HERSTELLMAß IN PROZENTEN / DESVIACION ADMISIBLE, EN TANTO POR CIENTO, DEL GROSOR MEDIO DE CADA BALDOSA A PARTIR DEL TAMAÑO DE FABRICACIÓN.	-	±5%	±0,5mm	±5%	ISO 10545-2	
	DEVIAZIONE MASSIMA DI RETTILINEARITÀ IN PERCENTO, IN RAPPORTO ALLE DIMENSIONI DI FABBRICAZIONE CORRISPONDENTI / MAXIMUM STRAIGHTNESS DEVIATION, IN %, IN RELATION TO THE CORRESPONDING PRODUCTION DIMENSIONS / MARGE DE TOLERANCE DE RECTITUDE, EN POURCENTAGE, PAR RAPPORT AUX DIMENSIONS DE FABRICATION CORRÉSPONDANTES / ZULASSIGE ABWEICHUNG DER KANTENGERADHEIT IM VERHÄLTNIS ZU DEN ENTSPRECHENDEN HERSTELLMÄßEN IN PROZENTEN / DESVIACION MÁXIMA DE RECTITUD, EN TANTO POR CIENTO, EN RELACIÓN CON EL TAMAÑO DE FABRICACIÓN CORRESPONDIENTE.	Squadrato ISO 13006	±0,3%	±0,8mm	±0,10%	ISO 10545-2	
	DEVIAZIONE MASSIMA DI ORTOGONALITÀ IN PERCENTO, IN RAPPORTO ALLE DIMENSIONI DI FABBRICAZIONE CORRISPONDENTI MAXIMUM RIGHT-ANGLE DEVIATION, IN %, IN RELATION TO THE CORRESPONDING PRODUCTION DIMENSIONS / MARGE DE TOLERANCE D'ANGULARITÉ, EN POURCENTAGE, PAR RAPPORT AUX DIMENSIONS DE FABRICATION / HOCHSTABWEICHUNG DER RECHTWINKLIGKEIT IM VERHÄLTNIS ZU DEN ENTSPRECHENDEN HERSTELLMÄßEN IN PROZENTEN / DESVIACION MÁXIMA DE LA ORTOGONALIDAD, EN TANTO POR CIENTO, EN RELACIÓN CON EL TAMAÑO DE FABRICACIÓN CORRESPONDIENTE.	Squadrato ISO 13006	±0,3%	±1,5mm	±0,2%	ISO 10545-2	
	PLANARITÀ (CURVATURA DEL CENTRO, DELLO SPIGOLO E SVERGOLAMENTO) / FLATNESS (CURVING IN THE MIDDLE, CORNER AND WRAPPING) / PLANÉTÉ (COUBLURE CENTRALE, DE L'ARÊTE ET GAUCHISSEMENT) / EBENFLÄCHIGKEIT (KRÜMMUNG DER MITTE, DER KANTE UND VERWINDUNG) / PLANITUD (CURVATURA DEL CENTRO, DE LA ARISTA Y ABARQUILLAMIENTO).	Squadrato ISO 13006	±0,4%	±1,8mm	±0,2%	ISO 10545-2	
	QUALITÀ DELLA SUPERFICIE / SURFACE QUALITY / QUALITÉ DE LA SURFACE / QUALITÄT DER OBERFLÄCHE / CALIDAD DE LA SUPERFICIE.		Il 95% min delle piastrelle deve essere esente da difetti visibili. / At least 95% of the tiles must be free from visible flaws. 95% min des carreaux ne doivent présenter aucun défaut visible. Mindestens 95% der Fliesen müssen frei von sichtbaren mfn. / el 95% de las baldosas tiene que estar exento de defectos visibles.		CONFORME/CONFORMING CONFORME/KONFORM CONFORME	ISO 10545-2	
	MASSA D'ACQUA ASSORBITA IN % / % WATER ABSORPTION - MASSE D'EAU ABSORBÉE EN % / WASSERAUFNAHME IN % / MASA DE AGUA ABSORBIDA EN %		< 0,5%		valore medio 0,08%	ISO 10545-3	
	FORZA DI ROTTURA IN N (sp. < 7,5 mm) - BREAKING STRENGTH IN N (thickness < 7,5 mm) / FORCE DE RUPTURE EN N (ép. < 7,5 mm) / BRUCHLAST IN N (Dicke < 7,5 mm) / FUERZA DE ROTURA EN N (gr. < 7,5 mm).		≥ 700		valore medio 1350 Newton	ISO 10545-4	
	RESISTENZA ALLA FLESSIONE IN N/mm2 / N/mm2 FLEXURAL STRENGTH TEST / RESISTANCE A LA FLEXION EN N/mm2 / BIEGEFESTIGKEIT IN N/mm / RESISTENCIA A LA FLEXION EN N/mm		35 MIN.		valore medio 52 N/mm2	ISO 10545-4	
	RESISTENZA ALL'ABRASIONE PROFONDA DELLE PIASTRELLE NON SMALTATE / RESISTANCE TO DEEP ABRASION OF UNGLAZED TILES / RESISTANCE À L'ABRASION PROFONDE DES CARREAUX NON ÉMAILLÉS / TIEFENABRIEBFESTIGKEIT UNGLASIRTER FLIESEN / RESISTENCIA A LA ABRASION PROFUNDA DE LAS BALDOSAS SIN ESMALTAR.		< 175 mm ³		valore medio 140 mm ³	ISO 10545-6	
	RESISTENZA AGLI SBALZI TERMICI / THERMAL SHOCKS RESISTANT / RESISTANCE AUX VARIATIONS THERMIQUES / TEMPERATURWECHSELBESTÄNDIGKEIT / RESISTENCIA AL CHOQUE TÉRMICO.	Metodo di prova disponibile / Available testing method Méthode d'essai disponible / Verfügbare Prüfmethode Método de ensayo disponible			RESISTE - RESISTANT RESISTE - ERFÜLLT RESISTE	ISO 10545-9	
	RESISTENZA AL GELO / FROST RESISTANCE / RESISTANCE AU GEL / FROSTSICHERHEIT RESISTENCIA A LA HELADA	RICHIESTA - REQUIRED REQUIS - GEFORDERT REQUERIDA			RESISTE - RESISTANT RESISTE - ERFÜLLT RESISTE	ISO 10545-12	
	RESISTENZA ALLE MACCHIE / RESISTANCE TO STAINING / RESISTANCE AUX TACHES / FLECKENABWEISEND / RESISTENCIA A LAS MANCHAS.	Metodo di prova disponibile / Available testing method Méthode d'essai disponible / Verfügbare Prüfmethode Método de ensayo disponible			Classe 4	Classe 4-5	ISO 10545-14
	RILASCIO DI SOSTANZE PERICOLOSE / RELEASE OF HAZARDOUS SUBSTANCES / REJET DE SUBSTANCES DANGEREUSES / FREISETZUNG GEFAHRLICHER STOFFE / LIBERACION DE SUSTANCIAS PELIGROSAS / CADMIO (in mg/dm ²) - PIOMBO (in mg/dm ²)	VALORE DICHIARATO PER SUPERFICIE GL. CON IMPIEGHI SU PAVI DI LAVORO / DECLARADO VALUE FOR GL SURFACES USED ON WORKTOPS / VALEUR DÉCLARÉE POUR SURFACES GL UTILISÉES SUR PLANS DE TRAVAIL, ANGEBOHREN WERK FÜR GL OBERFLÄCHEN ZUM GEBRAUCH ALS ARBEITSPLATZEN / VALOR DECLARADO PARA ACABADOS GL UTILIZADOS PARA SUPERFICIES DE TRABAJO			CONFORME/CONFORMING CONFORME/KONFORM CONFORME	DM-1-2-2007-Reg-CE-1935-2004	
	RESISTENZA A BASSE CONCENTRAZIONI DI ACIDI E ALCALI. / RESISTANCE TO LOW CONCENTRATIONS OF ACIDS AND ALKALIS. / RESISTANCE A BASSES CONCENTRATIONS D'ACIDES ET ALCALIS. / WIDERSTAND GEGEN NIEDRIGE KONZENTRATIONEN VON SAUREN UND LAUGEN. / RESISTENCIA A BAJAS CONCENTRACIONES DE ACIDOS Y ALCALIS.	COME DICHIARATO DAL PRODUTTORE SEE MANUFACTURERS DECLARATION SELON DÉCLARATION DU PRODUCTEUR ENTSPRECHEND DER HERSTELLERANGABEN TAL COMO DECLARA EL FABRICANTE			ULA	ISO 10545-13	
	RESISTENZA AI PRODOTTI CHIMICI DI USO DOMESTICO E AGLI ADDITIVI PER PISCINA / RESISTENCE TO DOMESTIC CHEMICAL PRODUCTS AND ADDITIVES FOR SWIMMING POOLS / RESISTANT AUX PRODUITS CHIMIQUES À USAGE DOMESTIQUE ET AUX ADDITIFS POUR PISCINE / WIDERSTAND GEGEN HAUSHALTSCHIMIKALIEN UND / SCHWIMMBADZUSATZSTOFFEN / RESISTENCIA A PRODUCTOS PARA LIMPIEZA DOMESTICA Y ADITIVOS PARA PISCINAS	MIN B			UA	ISO 10545-13	
	COEFFICIENTE D'ATTRITO (SCIVOLosità) / FRICTION COEFFICIENT (SLIPPERINESS) / COEFFICIENT DE FRICTION (GLISSEMENT) / REIBUNGSKOEFFIZIENT (SCHLUPFRIGKEIT) / COEFFICIENTE DE ANTI DESLIZAMIENTO.	-			6° < α ≤ 10° R9	10° < α ≤ 19° R10	DIN EN 16165 ANNEX B
		-			-	18° ≤ α < 24° classe B	DIN EN 16165 ANNEX A
		-			> 0,42 wet	> 0,42 wet	DCOF ANSI A 326.3

Per un effetto ottimale della posa, florim suggerisce di mantenere 2 mm di fuga per pose monoformato e 3 mm per combinare formati misti / For optimal installation results, florim recommends maintaining a joint of 2 mm 1/12" for single format installations and 3 mm 1/8" to combine mixed formats / Pour réaliser une pose parfaite, florim suggère de maintenir 2 mm de joint pour la pose des monoformats, et 3 mm pour les combinaisons de formats mixtes / Um einen optimalen effekt beim verlegen zu erzielen empfiehlt florim eine 2 mm fugje bei einformatigen verlegungen und 3 mm fugje bei formatkombinationen / Para lograr los máximos resultados en la posa del producto, florim aconseja 2 mm de junta en aplicaciones monoformato y 3 mm en combinaciones de formatos mixtos.

SENSI Matteo Thun

GRES FINE PORCELLANATO/FINE PORCELAIN STONEWARE/GRES CERAME FIN/FEINSTEINZEUG-KOLLEKTIONEN/GRES PORCELANICO FINO
SQUADRATO - SQUARED - EQUARRI - REKTIFIZIERT - ESCUADRADO

6 mm 1/4"

CARATTERISTICHE TECNICHE - TECHNICAL CHARACTERISTICS - CARACTERISTIQUES TECHNIQUES - TECHNISCHE EIGENSCHAFTEN - CARACTERÍSTICAS TÉCNICAS		PRESCRIZIONE STANDARD REQUIREMENTS PRESCRIPTIONS ANFORDERUNGEN PRESCRIPCION		RISULTATI TESTS TEST RESULTS RESULTATS DES ESSAIS PRÜFERGEBNIS RESULTADOS TESTS		RIFERIMENTO NORMA REFERENCE STANDARD RÉFÉRENCE NORME STANDARDWERT REFERENCIA NORMA	
		N ≥ 15 cm					
		(%)	(mm)	matte	bocciardato-matte	R+PTV	
	LUNGHEZZA E LARGHEZZA: DEVIAZIONE AMMISSIBILE, IN %, DELLA DIMENSIONE MEDIA DI OGNI PIASTRELLA DALLA DIM. DI FABBRICAZIONE / LENGTH AND WIDTH: ADMITTED DEVIATION, IN %, OF THE AVERAGE SIZE OF EACH TILE FROM THE PRODUCTION DIMENSIONS / LONGUEUR ET LARGEUR : MARGE DE TOLERANCE, EN %, ENTRE LA DIMENSION MOYENNE DE CHAQUE CARREAU ET LA DIM. DE FABRICATION / LANGE UND BREITE: ZULASSIGE ABWEICHUNG DES DURCHSCHNITTMASSES JEDER FLIESE VOM HERSTELLMAß IN PROZENTEN / LARGO Y ANCHO: DESVIACION ADMISIBLE, EN %, DEL TAMAÑO MEDIO DE CADA BALDOSA A PARTIR DEL TAMAÑO DE FABRICACIÓN.	Squadrato ISO 13006	±0,3%	±1,0mm	±0,15%	ISO 10545-2	
	DEVIAZIONE AMMISSIBILE, IN PERCENTO, DELLO SPESSORE MEDIO DI OGNI PIASTRELLA DALLA DIMENSIONE DI FABBRICAZIONE / ADMITTED DEVIATION, IN %, OF THE AVERAGE THICKNESS OF EACH TILE FROM THE PRODUCTION DIMENSIONS / MARGE DE TOLERANCE, EN POURCENTAGE, ENTRE L'ÉPAISSEUR MOYENNE DE CHAQUE CARREAU ET LA DIMENSION DE FABRICATION / ZULASSIGE ABWEICHUNG DER DURCHSCHNITTSDICKE JEDER FLIESE VOM HERSTELLMAß IN PROZENTEN / DESVIACION ADMISIBLE, EN TANTO POR CIENTO, DEL GROSOR MEDIO DE CADA BALDOSA A PARTIR DEL TAMAÑO DE FABRICACIÓN.	-	±5%	±0,5mm	±5%	ISO 10545-2	
	DEVIAZIONE MASSIMA DI RETTILINEARITÀ IN PERCENTO, IN RAPPORTO ALLE DIMENSIONI DI FABBRICAZIONE CORRISPONDENTI / MAXIMUM STRAIGHTNESS DEVIATION, IN %, IN RELATION TO THE CORRESPONDING PRODUCTION DIMENSIONS / MARGE DE TOLERANCE DE RECTITUDE, EN POURCENTAGE, PAR RAPPORT AUX DIMENSIONS DE FABRICATION CORRÉSPONDANTES / ZULASSIGE ABWEICHUNG DER KANTENGERADHEIT IM VERHÄLTNIS ZU DEN ENTSPRECHENDEN HERSTELLMÄßEN IN PROZENTEN / DESVIACION MÁXIMA DE RECTITUD, EN TANTO POR CIENTO, EN RELACIÓN CON EL TAMAÑO DE FABRICACIÓN CORRESPONDIENTE.	Squadrato ISO 13006	±0,3%	±0,8mm	±0,10%	ISO 10545-2	
	DEVIAZIONE MASSIMA DI ORTOGONALITÀ IN PERCENTO, IN RAPPORTO ALLE DIMENSIONI DI FABBRICAZIONE CORRISPONDENTI MAXIMUM RIGHT-ANGLE DEVIATION, IN %, IN RELATION TO THE CORRESPONDING PRODUCTION DIMENSIONS / MARGE DE TOLERANCE D'ANGULARITÉ, EN POURCENTAGE, PAR RAPPORT AUX DIMENSIONS DE FABRICATION / HOCHSTABWEICHUNG DER RECHTWINKLIGKEIT IM VERHÄLTNIS ZU DEN ENTSPRECHENDEN HERSTELLMÄßEN IN PROZENTEN / DESVIACION MÁXIMA DE LA ORTOGONALIDAD, EN TANTO POR CIENTO, EN RELACIÓN CON EL TAMAÑO DE FABRICACIÓN CORRESPONDIENTE.	Squadrato ISO 13006	±0,3%	±1,5mm	±0,20%	ISO 10545-2	
	PLANARITÀ (CURVATURA DEL CENTRO, DELLO SPIGOLO E SVERGOLAMENTO) / FLATNESS (CURVING IN THE MIDDLE, CORNER AND WRAPPING) / PLANÉTÉ (COUBLURE CENTRALE, DE L'ARÊTE ET GAUCHISSEMENT) / EBENFLÄCHIGKEIT (KRÜMMUNG DER MITTE, DER KANTE UND VERWINDUNG) / PLANITUD (CURVATURA DEL CENTRO, DE LA ARISTA Y ABARQUILLAMIENTO).	Squadrato ISO 13006	±0,4%	±1,8mm	±0,20%	ISO 10545-2	
	QUALITÀ DELLA SUPERFICIE / SURFACE QUALITY / QUALITÉ DE LA SURFACE / QUALITÄT DER OBERFLÄCHE / CALIDAD DE LA SUPERFICIE.		Il 95% min delle piastrelle deve essere esente da difetti visibili. / At least 95% of the tiles must be free from visible flaws. 95% min des carreaux ne doivent présenter aucun défaut visible. Mindestens 95% der Fliesen müssen frei von sichtbaren mfn. / el 95% de las baldosas tiene que estar exento de defectos visibles.		CONFORME/CONFORMING CONFORME/KONFORM CONFORME	ISO 10545-2	
	MASSA D'ACQUA ASSORBITA IN % / % WATER ABSORPTION - MASSE D'EAU ABSORBÉE EN % / WASSERAUFNAHME IN % / MASA DE AGUA ABSORBIDA EN %		< 0,5%		valore medio 0,08%	ISO 10545-3	
	FORZA DI ROTTURA IN N (sp. < 7,5 mm) - BREAKING STRENGTH IN N (thickness < 7,5 mm) / FORCE DE RUPTURE EN N (ép. < 7,5 mm) / BRUCHLAST IN N (Dicke < 7,5 mm) / FUERZA DE ROTURA EN N (gr. < 7,5 mm).		≥ 700		valore medio 1350 Newton	ISO 10545-4	
	RESISTENZA ALLA FLESSIONE IN N/mm2 / N/mm2 FLEXURAL STRENGTH TEST / RESISTANCE A LA FLEXION EN N/mm2 / BIEGEFESTIGKEIT IN N/mm / RESISTENCIA A LA FLEXION EN N/mm		35 MIN.		valore medio 52 N/mm2	ISO 10545-4	
	RESISTENZA ALL'ABRASIONE PROFONDA DELLE PIASTRELLE NON SMALTATE / RESISTANCE TO DEEP ABRASION OF UNGLAZED TILES / RESISTANCE À L'ABRASION PROFONDE DES CARREAUX NON ÉMAILLÉS / TIEFENABRIEBFESTIGKEIT UNGLASIRTER FLIESEN / RESISTENCIA A LA ABRASION PROFUNDA DE LAS BALDOSAS SIN ESMALTAR.		< 175 mm ³		valore medio 140 mm ³	ISO 10545-6	
	RESISTENZA AGLI SBALZI TERMICI / THERMAL SHOCKS RESISTANT / RESISTANCE AUX VARIATIONS THERMIQUES / TEMPERATURWECHSELBESTÄNDIGKEIT / RESISTENCIA AL CHOQUE TÉRMICO.	Metodo di prova disponibile / Available testing method Méthode d'essai disponible / Verfügbare Prüfmethode Método de ensayo disponible			RESISTE - RESISTANT RESISTE - ERFÜLLT RESISTE	ISO 10545-9	
	RESISTENZA AL GELO / FROST RESISTANCE / RESISTANCE AU GEL / FROSTSICHERHEIT RESISTENCIA A LA HELADA	RICHIESTA - REQUIRED REQUIS - GEFORDERT REQUERIDA			RESISTE - RESISTANT RESISTE - ERFÜLLT RESISTE	ISO 10545-12	
	RESISTENZA ALLE MACCHIE / RESISTANCE TO STAINING / RESISTANCE AUX TACHES / FLECKENABWEISEND / RESISTENCIA A LAS MANCHAS.	Metodo di prova disponibile / Available testing method Méthode d'essai disponible / Verfügbare Prüfmethode Método de ensayo disponible			Classe 5	Classe 4	Classe 4
	RILASCIO DI SOSTANZE PERICOLOSE / RELEASE OF HAZARDOUS SUBSTANCES / REJET DE SUBSTANCES DANGEREUSES / FREISETZUNG GEFAHRLICHER STOFFE / LIBERACION DE SUSTANCIAS PELIGROSAS / CADMIO (in mg/dm ²) - PIOMBO (in mg/dm ²)	VALORE DICHIARATO PER SUPERFICIE GL. CON IMPIEGHI SU PAVI DI LAVORO / DECLARADO VALUE FOR GL SURFACES USED ON WORKTOPS / VALEUR DÉCLARÉE POUR SURFACES GL UTILISÉES SUR PLANS DE TRAVAIL, ANGEBOHREN WERK FÜR GL OBERFLÄCHEN ZUM GEBRAUCH ALS ARBEITSPLATZEN / VALOR DECLARADO PARA ACABADOS GL UTILIZADOS PARA SUPERFICIES DE TRABAJO			CONFORME/CONFORMING CONFORME/KONFORM CONFORME	DM 1/2/2007 Reg. CE 1935/2004	
	RESISTENZA A BASSE CONCENTRAZIONI DI ACIDI E ALCALI. / RESISTANCE TO LOW CONCENTRATIONS OF ACIDS AND ALKALIS. / RESISTANCE A BASSES CONCENTRATIONS D'ACIDES ET ALCALIS. / WIDERSTAND GEGEN NIEDRIGE KONZENTRATIONEN VON SAUREN UND LAUGEN. / RESISTENCIA A BAJAS CONCENTRACIONES DE ACIDOS Y ALCALIS.	COME DICHIARATO DAL PRODUTTORE SEE MANUFACTURERS DECLARATION SELON DÉCLARATION DU PRODUCTEUR ENTSPRECHEND DER HERSTELLERANGABEN TAL COMO DECLARA EL FABRICANTE			ULA	ISO 10545-13	
	RESISTENZA AI PRODOTTI CHIMICI DI USO DOMESTICO E AGLI ADDITIVI PER PISCINA / RESISTENCE TO DOMESTIC CHEMICAL PRODUCTS AND ADDITIVES FOR SWIMMING POOLS / RESISTANT AUX PRODUITS CHIMIQUES À USAGE DOMESTIQUE ET AUX ADDITIFS POUR PISCINE / WIDERSTAND GEGEN HAUSHALTSCHIMIKALIEN UND / SCHWIMMBADZUSATZSTOFFEN / RESISTENCIA A PRODUCTOS PARA LIMPIEZA DOMESTICA Y ADITIVOS PARA PISCINAS	MIN B			UA	ISO 10545-13	
	COEFFICIENTE D'ATTRITO (SCIVOLosità) / FRICTION COEFFICIENT (SLIPPERINESS) / COEFFICIENT DE FRICTION (GLISSEMENT) / REIBUNGSKOEFFIZIENT (SCHLUPFRIGKEIT) / COEFFICIENTE DE ANTI DESLIZAMIENTO.	-			6° < α ≤ 10° R9	10° < α ≤ 19° R10	DIN EN 16165 ANNEX B
		-			-	18° ≤ α < 24° classe B	DIN EN 16165 ANNEX A
		-			> 0,42 wet	> 0,42 wet	DCOF ANSI A 326.3

Per un effetto ottimale della posa, florim suggerisce di mantenere 2 mm di fuga per pose monoformato e 3 mm per combinare formati misti / For optimal installation results, florim recommends maintaining a joint of 2 mm 1/12" for single format installations and 3 mm 1/8" to combine mixed formats / Pour réaliser une pose parfaite, florim suggère de maintenir 2 mm de joint pour la pose des monoformats, et 3 mm pour les combinaisons de formats mixtes / Um einen optimalen effekt beim verlegen zu erzielen empfiehlt florim eine 2 mm fugje bei einformatigen verlegungen und 3 mm fugje bei formatkombinationen / Para lograr los máximos resultados en la posa del producto, florim aconseja 2 mm de junta en aplicaciones monoformato y 3 mm en combinaciones de formatos mixtos.

NEUTRA 6.0 - INDUSTRIAL - RAWTECH - EARTHTECH GROUND

GRES FINE PORCELLANATO/FINE PORCELAIN STONEWARE/GRES CERAME FIN/FEINSTEINZEUG-KOLLEKTIONEN/GRES PORCELANICO FINO
SQUADRATO - SQUARED - EQUARRI - REKTIFIZIERT - ESCUADRADO

6 mm 1/4" ↑

CARATTERISTICHE TECNICHE - TECHNICAL CHARACTERISTICS - CARACTERISTIQUES TECHNIQUES - TECHNISCHE EIGENSCHAFTEN - CARACTERÍSTICAS TÉCNICAS							
			PRESCRIZIONE STANDARD REQUIREMENTS		RISULTATI TESTS TEST RESULTS		RIFERIMENTO NORMA REFERENCE STANDARD RÉFÉRENCE NORME STANDARDWERT REFERENCIA NORMA
			PRESCRIZIONE ANFORDERUNGEN PRESCRIPTION		RISULTATI TESTS RESULTATS DES ESSAIS PRÜFERGEBNIS RESULTADOS TESTS		
			N ≥ 15 cm		NEUTRA 6.0	INDUSTRIAL	
(%)	(mm)						
	LUNGHEZZA E LARGHEZZA: DEVIAZIONE AMMISSIBILE, IN % DELLA DIMENSIONE MEDIA DI OGNI PIASTRELLA DALLA DIM. DI FABBRICAZIONE / LENGTH AND WIDTH- ADMITTED DEVIATION, IN % OF THE AVERAGE SIZE OF EACH TILE FROM THE PRODUCTION DIMENSIONS / LONGUEUR ET LARGEUR : MARGE DE TOLERANCE, EN %, ENTRE LA DIMENSION MOYENNE DE CHAQUE CARREAU ET LA DIM. DE FABRICATION / LÄNGE UND BREITE: ZULASSIGE ABWEICHUNG DES DURCHSCHNITTMÄßES JEDER FLIESE VOM HERSTELLMAß IN PROZENTEN / LARGO Y ANCHO: DESVIACION ADMISIBLE, EN %, DEL TAMAÑO MEDIO DE CADA BALDOSA A PARTIR DEL TAMAÑO DE FABRICACION.	Squadrato ISO 13006	±0,3%	±1,0mm	±0,15%		ISO 10545-2
	DEVIAZIONE AMMISSIBILE, IN PERCENTO, DELLO SPESSORE MEDIO DI OGNI PIASTRELLA DALLA DIMENSIONE DI FABBRICAZIONE / ADMITTED DEVIATION, IN % OF THE AVERAGE THICKNESS OF EACH TILE FROM THE PRODUCTION DIMENSIONS / MARGE DE TOLERANCE, EN POURCENTAGE, ENTRE L'ÉPAISSEUR MOYENNE DE CHAQUE CARREAU ET LA DIMENSION DE FABRICATION / ZULASSIGE ABWEICHUNG DER DURCHSCHNITTSDICKE JEDER FLIESE VOM HERSTELLMAß IN PROZENTEN / DESVIACION ADMISIBLE, EN TANTO POR CIENTO, DEL GROSOR MEDIO DE CADA BALDOSA A PARTIR DEL TAMAÑO DE FABRICACION.	-	±5%	±0,5mm	±5%		ISO 10545-2
	DEVIAZIONE MASSIMA DI RETTILINEARITÀ, IN PERCENTO, IN RAPPORTO ALLE DIMENSIONI DI FABBRICAZIONE CORRISPONDENTI / MAXIMUM STRAIGHTNESS DEVIATION, IN %, IN RELATION TO THE CORRESPONDING PRODUCTION DIMENSIONS / MARGE DE TOLERANCE DE RECTITUDE, EN POURCENTAGE, PAR RAPPORT AUX DIMENSIONS DE FABRICATION CORRESPONDANTES / ZULASSIGE HOCHSTABWEICHUNG DER KANTENGERADHEIT IM VERHÄLTNIS ZU DEN ENTSPRECHENDEN HERSTELLMAßEN IN PROZENTEN / DESVIACION MÁXIMA DE RECTITUD, EN TANTO POR CIENTO, EN RELACION CON EL TAMAÑO DE FABRICACION CORRESPONDIENTE.	Squadrato ISO 13006	±0,3%	±0,8mm	±0,10%		ISO 10545-2
	DEVIAZIONE MASSIMA DI ORTOGONALITÀ, IN PERCENTO, IN RAPPORTO ALLE DIMENSIONI DI FABBRICAZIONE CORRISPONDENTI MAXIMUM RIGHT-ANGLE DEVIATION, IN % IN RELATION TO THE CORRESPONDING PRODUCTION DIMENSIONS / MARGE DE TOLERANCE D'ANGULARITÉ, EN POURCENTAGE, PAR RAPPORT AUX DIMENSIONS DE FABRICATION / HOCHSTABWEICHUNG DER RECHTWINKLIGKEIT IM VERHÄLTNIS ZU DEN ENTSPRECHENDEN HERSTELLMAßEN IN PROZENTEN / DESVIACION MÁXIMA DE LA ORTOGONALIDAD, EN TANTO POR CIENTO, EN RELACION CON EL TAMAÑO DE FABRICACION CORRESPONDIENTE.	Squadrato ISO 13006	±0,3%	±1,5mm	±0,20%		ISO 10545-2
	PLANARITÀ (CURVATURA DEL CENTRO, DELLO SPIGOLO E SVERGOLAMENTO) / FLATNESS (CURVING IN THE MIDDLE, CORNER AND WARPING) / PLANÉITÉ (COUBURE CENTRALE, DE L'ARÊTE ET GAUCHISSEMENT) / EBENFLACHIGKEIT (KRÜMMUNG DER MITTE, DER KANTE UND VERWINDUNG) / PLANITUD (CURVATURA DEL CENTRO, DE LA ARISTA Y ABARQUILLAMIENTO).	Squadrato ISO 13006	±0,4%	±1,8mm	±0,20%		ISO 10545-2
	QUALITÀ DELLA SUPERFICIE / SURFACE QUALITY / QUALITÉ DE LA SURFACE / QUALITÄT DER OBERFLÄCHE / CALIDAD DE LA SUPERFICIE.				CONFORME/CONFORMING CONFORME/KONFORM CONFORME		ISO 10545-2
	MASSA D'ACQUA ASSORBITA IN % / % WATER ABSORPTION - MASSE D'EAU ABSORBÉE EN % / WASSERAUFNAHME IN % / MASA DE AGUA ABSORBIDA EN %		< 0,5%		valore medio 0,08%		ISO 10545-3
	FORZA DI ROTTURA IN N (sp. < 7,5 mm) - BREAKING STRENGTH IN N (thickness < 7.5 mm) / FORCE DE RUPTURE EN N (ép. < 7,5 mm) / BRUCHLAST IN N (Dicke < 7,5 mm) / FUERZA DE ROTURA EN N (gr. < 7,5 mm).		≥ 700		valore medio 1350 Newton		ISO 10545-4
	RESISTENZA ALLA FLESSIONE IN N/mm2 / N/mm2 FLEXURAL STRENGTH TEST / RESISTANCE A LA FLEXION EN N/mm2 / BIEGEFESTIGKEIT IN N/mm / RESISTENCIA A LA FLEXION EN N/mm		35 MIN.		valore medio 52 N/mm2		ISO 10545-4
	RESISTENZA ALL'ABRASIONE PROFONDA DELLE PIASTRELLE NON SMALTATE / RESISTANCE TO DEEP ABRASION OF UNGLAZED TILES / RESISTANCE A L'ABRASION PROFONDE DES CARREAUX NON ÉMAILLÉS / TIEFENABRIEBFESTIGKEIT UNGLASIERTER FLIESEN / RESISTENCIA A LA ABRASIÓN PROFUNDA DE LAS BALDOSAS SIN ESMALTAR.		< 175 mm ³		valore medio 140 mm ³		ISO 10545-6
	RESISTENZA AGLI SBALZI TERMICI / THERMAL SHOCKS RESISTANT / RESISTANCE AUX VARIATIONS THERMIQUES / TEMPERATURWECHSELBESTÄNDIGKEIT / RESISTENCIA AL CHOQUE TÉRMICO.	Metodo di prova disponibile / Available testing method Méthode d'essai disponible / Verfügbare Prüfmethode Método de ensayo disponible			RESISTE - RESISTANT RESISTE - ERFÜLLT RESISTE		ISO 10545-9
	RESISTENZA AL GELO / FROST RESISTANCE / RESISTANCE AU GEL / FROSTSICHERHEIT RESISTENCIA A LA HELADA	RICHIESTA - REQUIRED REQUISE - GEFORDERT REQUERIDA			RESISTE - RESISTANT RESISTE - ERFÜLLT RESISTE		ISO 10545-12
	RESISTENZA ALLE MACCHIE / RESISTANCE TO STAINING / RESISTANCE AUX TACHES / FLECKENABWEISEND / RESISTENCIA A LAS MANCHAS.	Metodo di prova disponibile / Available testing method Méthode d'essai disponible / Verfügbare Prüfmethode Método de ensayo disponible	Classe 3	Classe 4 NATURALE / R+PTV	Classe 4	Classe 4-5	ISO 10545-14
	RILASCIO DI SOSTANZE PERICOLOSE / RELEASE OF HAZARDOUS SUBSTANCES / REJET DE SUBSTANCES DANGEREUSES / FREISETZUNG GEFAHRLICHER STOFFE / LIBERACIÓN DE SUBSTANCIAS PELIGROSAS / CADMIO (in mg/dm ²) - PIOMBO (in mg/dm ²)	VALORE DICHIARATO PER SUPERFICI GL CON IMPIEGHI SU PAVI DI LAVORO / DECLARED VALUE FOR GL SURFACES USED ON WORKTOPS / VALEUR DÉCLARÉE POUR SURFACES GL UTILISÉES SUR PLANS DE TRAVAIL ANGEBOHNER WERT FÜR GL OBERFLÄCHEN ZUM GEBRAUCH ALS ARBEITSPLATTE / VALOR DECLARADO PARA ACABADOS GL UTILIZADOS PARA SUPERFICIES DE TRABAJO			CONFORME/CONFORMING CONFORME/KONFORM CONFORME		DM-1-2-2007-Reg-CE-1935-2004
	RESISTENZA A BASSE CONCENTRAZIONI DI ACIDI E ALCALI. / RESISTANCE TO LOW CONCENTRATIONS OF ACIDS AND ALKALIS. / RESISTANCE A BASSES CONCENTRATIONS D'ACIDES ET ALCALIS. / WIDERSTAND GEGEN NIEDRIGE KONZENTRATIONEN VON SAUREN UND LAUGEN. / RESISTENCIA A BAJAS CONCENTRACIONES DE ÁCIDOS Y ALCALIS.	COME DICHIARATO DAL PRODUTTORE SEE MANUFACTURERS DECLARATION SELON DÉCLARATION DU PRODUCTEUR ENTSPRECHEND DER HERSTELLERANGABEN TAL COMO DECLARA EL FABRICANTE	ULB		ULA		
	RESISTENZA A ALTE CONCENTRAZIONI DI ACIDI ED ALCALI / RESISTANCE TO HIGH CONCENTRATIONS OF ACIDS AND ALKALIS / RESISTANCE A HAUTES CONCENTRATIONS D'ACIDES ET BASES / BESTÄNDIGKEIT GEGEN STARK KONZENTRIERTE SAUREN UND LAUGEN / RESISTENCIA A ALTAS CONCENTRACIONES DE ÁCIDOS Y ALCALIS.		UHB		UHA		ISO 10545-13
	RESISTENZA AI PRODOTTI CHIMICI DI USO DOMESTICO E AGLI ADDITIVI PER PISCINA / RESISTENCE TO DOMESTIC CHEMICAL PRODUCTS AND ADDITIVES FOR SWIMMING POOLS / RESISTANT AUX PRODUITS CHIMIQUES À USAGE DOMESTIQUE ET AUX ADDITIFS POUR PISCINE / WIDERSTAND GEGEN HAUSHALTSCHEMIKALIEN UND / SCHWIMMBADZUSATZSTOFFEN / RESISTENCIA A PRODUCTOS PARA LIMPIEZA DOMESTICA Y ADITIVOS PARA PISCINAS		MIN B		UA		
					> 0,42 wet		DCOF ANSI A 326.3
	COEFFICIENTE D'ATTRITO (SCVOLOSITÀ) / FRICTION COEFFICIENT (SLIPPERINESS) / COEFFICIENT DE FRICTION (GLISSEMENT) / REIBUNGSKOEFFIZIENT (SCHLUPFRIGKEIT) / COEFICIENTE DE ANTI DESLIZAMIENTO.			6° < α ≤ 10° R9 NATURALE	6° < α ≤ 10° R9	10° < α ≤ 19° R10	DIN EN 16165 ANNEX B
				10° < α ≤ 19° R10 R+PTV		18° ≤ α < 24° classe B R+PTV	DIN EN 16165 ANNEX A
				18° ≤ α < 24° classe B R+PTV	12° ≤ α < 18° classe A MATTE	18° ≤ α < 24° classe B R+PTV	DIN EN 16165 ANNEX A
				PTV > 36 wet slider 4S R+PTV		PTV > 36 wet slider 4S R+PTV	BS EN 16165 ANNEX C
						DCOF > 0,42 wet COMFORT	ANSI A 326.3

Per un effetto ottimale della posa, florim suggerisce di mantenere 2 mm di fuga per pose monofornate e 3 mm per combinare formati misti / For optimal installation results, florim recommends maintaining a joint of 2 mm 1/12" for single format installations and 3 mm 1/8" to combine mixed formats / Pour réaliser une pose parfaite, florim suggère de maintenir 2 mm de joint pour la pose des monofornats, et 3 mm pour les combinaisons de formats mixtes / Um einen optimalen effekt beim verlegen zu erzielen empfehlt florim eine 2 mm fugje bei einformatigen verlegungen und 3 mm fugje bei formatkombinationen / Para lograr los máximos resultados en la posa del producto, florim aconseja 2 mm de junta en aplicaciones monofornato y 3 mm en combinaciones de formatos mixtos.

FLOREM / MAGNUM / 304

MATCH-UP - MATIÈRES - "STUDIOS" - BUILDTECH/2.0

GRES FINE PORCELLANATO/FINE PORCELAIN STONEWARE/GRES CERAME FIN/FEINSTEINZEUG-KOLLEKTIONEN/GRES PORCELANICO FINO
SQUADRATO - SQUARED - EQUARRI - REKTIFIZIERT - ESCUADRADO













6 mm 1/4" ↑

CARATTERISTICHE TECNICHE - TECHNICAL CHARACTERISTICS - CARACTERISTIQUES TECHNIQUES - TECHNISCHE EIGENSCHAFTEN - CARACTERÍSTICAS TÉCNICAS								
			PRESCRIZIONE STANDARD REQUIREMENTS		RISULTATI TESTS TEST RESULTS		RIFERIMENTO NORMA REFERENCE STANDARD RÉFÉRENCE NORME STANDARDWERT REFERENCIA NORMA	
			PRESCRIZIONE ANFORDERUNGEN PRESCRIPTION		RISULTATI TESTS RESULTATS DES ESSAIS PRÜFERGEBNIS RESULTADOS TESTS			
			N ≥ 15 cm		MATCH-UP	MATIÈRES		"STUDIOS"
(%)	(mm)							
	LUNGHEZZA E LARGHEZZA: DEVIAZIONE AMMISSIBILE, IN % DELLA DIMENSIONE MEDIA DI OGNI PIASTRELLA DALLA DIM. DI FABBRICAZIONE / LENGTH AND WIDTH- ADMITTED DEVIATION, IN % OF THE AVERAGE SIZE OF EACH TILE FROM THE PRODUCTION DIMENSIONS / LONGUEUR ET LARGEUR : MARGE DE TOLERANCE, EN %, ENTRE LA DIMENSION MOYENNE DE CHAQUE CARREAU ET LA DIM. DE FABRICATION / LÄNGE UND BREITE: ZULASSIGE ABWEICHUNG DES DURCHSCHNITTMÄßES JEDER FLIESE VOM HERSTELLMAß IN PROZENTEN / LARGO Y ANCHO: DESVIACION ADMISIBLE, EN %, DEL TAMAÑO MEDIO DE CADA BALDOSA A PARTIR DEL TAMAÑO DE FABRICACION.	Squadrato ISO 13006	±0,3%	±1,0mm	±0,15%		ISO 10545-2	
	DEVIAZIONE AMMISSIBILE, IN PERCENTO, DELLO SPESSORE MEDIO DI OGNI PIASTRELLA DALLA DIMENSIONE DI FABBRICAZIONE / ADMITTED DEVIATION, IN % OF THE AVERAGE THICKNESS OF EACH TILE FROM THE PRODUCTION DIMENSIONS / MARGE DE TOLERANCE, EN POURCENTAGE, ENTRE L'ÉPAISSEUR MOYENNE DE CHAQUE CARREAU ET LA DIMENSION DE FABRICATION / ZULASSIGE ABWEICHUNG DER DURCHSCHNITTSDICKE JEDER FLIESE VOM HERSTELLMAß IN PROZENTEN / DESVIACION ADMISIBLE, EN TANTO POR CIENTO, DEL GROSOR MEDIO DE CADA BALDOSA A PARTIR DEL TAMAÑO DE FABRICACION.	-	±5%	±0,5mm	±5%		ISO 10545-2	
	DEVIAZIONE MASSIMA DI RETTILINEARITÀ, IN PERCENTO, IN RAPPORTO ALLE DIMENSIONI DI FABBRICAZIONE CORRISPONDENTI / MAXIMUM STRAIGHTNESS DEVIATION, IN %, IN RELATION TO THE CORRESPONDING PRODUCTION DIMENSIONS / MARGE DE TOLERANCE DE RECTITUDE, EN POURCENTAGE, PAR RAPPORT AUX DIMENSIONS DE FABRICATION CORRESPONDANTES / ZULASSIGE HOCHSTABWEICHUNG DER KANTENGERADHEIT IM VERHÄLTNIS ZU DEN ENTSPRECHENDEN HERSTELLMAßEN IN PROZENTEN / DESVIACION MÁXIMA DE RECTITUD, EN TANTO POR CIENTO, EN RELACION CON EL TAMAÑO DE FABRICACION CORRESPONDIENTE.	Squadrato ISO 13006	±0,3%	±0,8mm	±0,10%		ISO 10545-2	
	DEVIAZIONE MASSIMA DI ORTOGONALITÀ, IN PERCENTO, IN RAPPORTO ALLE DIMENSIONI DI FABBRICAZIONE CORRISPONDENTI MAXIMUM RIGHT-ANGLE DEVIATION, IN % IN RELATION TO THE CORRESPONDING PRODUCTION DIMENSIONS / MARGE DE TOLERANCE D'ANGULARITÉ, EN POURCENTAGE, PAR RAPPORT AUX DIMENSIONS DE FABRICATION / HOCHSTABWEICHUNG DER RECHTWINKLIGKEIT IM VERHÄLTNIS ZU DEN ENTSPRECHENDEN HERSTELLMAßEN IN PROZENTEN / DESVIACION MÁXIMA DE LA ORTOGONALIDAD, EN TANTO POR CIENTO, EN RELACION CON EL TAMAÑO DE FABRICACION CORRESPONDIENTE.	Squadrato ISO 13006	±0,3%	±1,5mm	±0,20%		ISO 10545-2	
	PLANARITÀ (CURVATURA DEL CENTRO, DELLO SPIGOLO E SVERGOLAMENTO) / FLATNESS (CURVING IN THE MIDDLE, CORNER AND WARPING) / PLANÉITÉ (COUBURE CENTRALE, DE L'ARÊTE ET GAUCHISSEMENT) / EBENFLACHIGKEIT (KRÜMMUNG DER MITTE, DER KANTE UND VERWINDUNG) / PLANITUD (CURVATURA DEL CENTRO, DE LA ARISTA Y ABARQUILLAMIENTO).	Squadrato ISO 13006	±0,4%	±1,8mm	±0,20%		ISO 10545-2	
	QUALITÀ DELLA SUPERFICIE / SURFACE QUALITY / QUALITÉ DE LA SURFACE / QUALITÄT DER OBERFLÄCHE / CALIDAD DE LA SUPERFICIE.				CONFORME/CONFORMING CONFORME/KONFORM CONFORME		ISO 10545-2	
	MASSA D'ACQUA ASSORBITA IN % / % WATER ABSORPTION - MASSE D'EAU ABSORBÉE EN % / WASSERAUFNAHME IN % / MASA DE AGUA ABSORBIDA EN %		< 0,5%		valore medio 0,08%		ISO 10545-3	
	FORZA DI ROTTURA IN N (sp. < 7,5 mm) - BREAKING STRENGTH IN N (thickness < 7.5 mm) / FORCE DE RUPTURE EN N (ép. < 7,5 mm) / BRUCHLAST IN N (Dicke < 7,5 mm) / FUERZA DE ROTURA EN N (gr. < 7,5 mm).		≥ 700		valore medio 1350 Newton		ISO 10545-4	
	RESISTENZA ALLA FLESSIONE IN N/mm2 / N/mm2 FLEXURAL STRENGTH TEST / RESISTANCE A LA FLEXION EN N/mm2 / BIEGEFESTIGKEIT IN N/mm / RESISTENCIA A LA FLEXION EN N/mm		35 MIN.		valore medio 52 N/mm2		ISO 10545-4	
	RESISTENZA ALL'ABRASIONE PROFONDA DELLE PIASTRELLE NON SMALTATE / RESISTANCE TO DEEP ABRASION OF UNGLAZED TILES / RESISTANCE A L'ABRASION PROFONDE DES CARREAUX NON ÉMAILLÉS / TIEFENABRIEBFESTIGKEIT UNGLASIERTER FLIESEN / RESISTENCIA A LA ABRASIÓN PROFUNDA DE LAS BALDOSAS SIN ESMALTAR.		< 175 mm ³		valore medio 140 mm ³		ISO 10545-6	
	RESISTENZA AGLI SBALZI TERMICI / THERMAL SHOCKS RESISTANT / RESISTANCE AUX VARIATIONS THERMIQUES / TEMPERATURWECHSELBESTÄNDIGKEIT / RESISTENCIA AL CHOQUE TÉRMICO.	Metodo di prova disponibile / Available testing method Méthode d'essai disponible / Verfügbare Prüfmethode Método de ensayo disponible			RESISTE - RESISTANT RESISTE - ERFÜLLT RESISTE		ISO 10545-9	
	RESISTENZA AL GELO / FROST RESISTANCE / RESISTANCE AU GEL / FROSTSICHERHEIT RESISTENCIA A LA HELADA	RICHIESTA - REQUIRED REQUISE - GEFORDERT REQUERIDA			RESISTE - RESISTANT RESISTE - ERFÜLLT RESISTE		ISO 10545-12	
	RESISTENZA ALLE MACCHIE / RESISTANCE TO STAINING / RESISTANCE AUX TACHES / FLECKENABWEISEND / RESISTENCIA A LAS MANCHAS.	Metodo di prova disponibile / Available testing method Méthode d'essai disponible / Verfügbare Prüfmethode Método de ensayo disponible	Classe 5 COMFORT		Classe 4-5	Classe 4	Classe 4-5	ISO 10545-14
	RILASCIO DI SOSTANZE PERICOLOSE / RELEASE OF HAZARDOUS SUBSTANCES / REJET DE SUBSTANCES DANGEREUSES / FREISETZUNG GEFAHRLICHER STOFFE / LIBERACIÓN DE SUBSTANCIAS PELIGROSAS / CADMIO (in mg/dm ²) - PIOMBO (in mg/dm ²)	VALORE DICHIARATO PER SUPERFICI GL CON IMPIEGHI SU PAVI DI LAVORO / DECLARED VALUE FOR GL SURFACES USED ON WORKTOPS / VALEUR DÉCLARÉE POUR SURFACES GL UTILISÉES SUR PLANS DE TRAVAIL ANGEBOHNER WERT FÜR GL OBERFLÄCHEN ZUM GEBRAUCH ALS ARBEITSPLATTE / VALOR DECLARADO PARA ACABADOS GL UTILIZADOS PARA SUPERFICIES DE TRABAJO			CONFORME/CONFORMING CONFORME/KONFORM CONFORME		DM-1-2-2007-Reg-CE-1935-2004	
	RESISTENZA A BASSE CONCENTRAZIONI DI ACIDI E ALCALI. / RESISTANCE TO LOW CONCENTRATIONS OF ACIDS AND ALKALIS. / RESISTANCE A BASSES CONCENTRATIONS D'ACIDES ET ALCALIS. / WIDERSTAND GEGEN NIEDRIGE KONZENTRATIONEN VON SAUREN UND LAUGEN. / RESISTENCIA A BAJAS CONCENTRACIONES DE ÁCIDOS Y ALCALIS.	COME DICHIARATO DAL PRODUTTORE SEE MANUFACTURERS DECLARATION SELON DÉCLARATION DU PRODUCTEUR ENTSPRECHEND DER HERSTELLERANGABEN TAL COMO DECLARA EL FABRICANTE	ULA		ULA-ULB GLOSSY	ULA	ULA-ULB R+PTV	ISO 10545-13
	RESISTENZA A ALTE CONCENTRAZIONI DI ACIDI ED ALCALI / RESISTANCE TO HIGH CONCENTRATIONS OF ACIDS AND ALKALIS / RESISTANCE A HAUTES CONCENTRATIONS D'ACIDES ET BASES / BESTÄNDIGKEIT GEGEN STARK KONZENTRIERTE SAUREN UND LAUGEN / RESISTENCIA A ALTAS CONCENTRACIONES DE ÁCIDOS Y ALCALIS.		UHB		UHA			
	RESISTENZA AI PRODOTTI CHIMICI DI USO DOMESTICO E AGLI ADDITIVI PER PISCINA / RESISTENCE TO DOMESTIC CHEMICAL PRODUCTS AND ADDITIVES FOR SWIMMING POOLS / RESISTANT AUX PRODUITS CHIMIQUES À USAGE DOMESTIQUE ET AUX ADDITIFS POUR PISCINE / WIDERSTAND GEGEN HAUSHALTSCHEMIKALIEN UND / SCHWIMMBADZUSATZSTOFFEN / RESISTENCIA A PRODUCTOS PARA LIMPIEZA DOMESTICA Y ADITIVOS PARA PISCINAS		MIN B		UA			
					> 0,42 wet		DCOF ANSI A 326.3	
	COEFFICIENTE D'ATTRITO (SCVOLOSITÀ) / FRICTION COEFFICIENT (SLIPPERINESS) / COEFFICIENT DE FRICTION (GLISSEMENT) / REIBUNGSKOEFFIZIENT (SCHLUPFRIGKEIT) / COEFICIENTE DE ANTI DESLIZAMIENTO.			10° < α ≤ 19° R10 COMFORT	10° < α ≤ 19° R10 R+PTV	10° < α ≤ 19° R10 R+PTV	DIN EN 16165 ANNEX B	
				6° < α ≤ 10° R9 MATTE		6° < α ≤ 10° R9 NATURALE	DIN EN 16165 ANNEX A	
				18° ≤ α < 24° classe B COMFORT	18° ≤ α < 24° classe B R+PTV	18° ≤ α < 24° classe B R+PTV	DIN EN 16165 ANNEX A	
				12° ≤ α < 18° classe A MATTE		12° ≤ α < 18° classe A NATURALE	DIN EN 16165 ANNEX A	
				PTV > 36 wet slider 4S COMFORT	PTV > 36 wet slider 4S R+PTV	PTV > 36 wet slider 4S R+PTV	BS EN 16165 ANNEX C	
						DCOF > 0,42 wet COMFORT	ANSI A 326.3	

CRAYONS - FLOWTECH

GRES FINE PORCELLANATO/FINE PORCELAIN STONEWARE/GRES CERAME FIN/FEINSTEINZEUG-KOLLEKTIONEN/GRES PORCELANICO FINO
SQUADRATO - SQUARED - EQUARRI - REKTIFIZIERT - ESQUADRADO

6 mm 1/4" ↑








CARATTERISTICHE TECNICHE - TECHNICAL CHARACTERISTICS - CARACTERISTIQUES TECHNIQUES - TECHNISCHE EIGENSCHAFTEN - CARACTERÍSTICAS TÉCNICAS							
		PRESCRIZIONE STANDARD REQUIREMENTS PRESCRIPTIONS ANFORDERUNGEN PRESCRIPCION		RISULTATI TESTS TEST RESULTS RESULTATS DES ESSAIS PRÜFERGEBNIS RESULTADOS TESTS	RIFERIMENTO NORMA REFERENCE STANDARD RÉFÉRENCE NORME STANDARDWERT REFERENCIA NORMA		
		N ≥ 15 cm (%)	(mm)			CRAYONS	FLOWTECH
	Lastre in gres fine porcellanato non smaltato. Piastrelle di ceramica pressate a secco. Caratteristiche di qualità secondo i test di controllo previsti dalla norma EN 14411-ISO 13006 Appendice G gruppo Bia UGL. / Unglazed porcelain stoneware slabs. Dry-pressed ceramic tiles. Quality specifications, according to control tests of EN 14411-ISO 13006 Appendix G group Bia UGL. / Dalles en grès cérame fin non émaillé. Carreaux céramiques pressés à sec. Caractéristiques de qualité d'après les essais de contrôle norme EN 14411-ISO 13006 Appendice G groupe B1a UGL. / Nicht glasierte und vollständig gesinterter Feinsteinzeugplatten. Trocken gepresste Keramikfliesen. Qualitätseigenschaften nach Normen EN 14411-ISO 13006 Anhang G Gruppe Bia UGL. / Planchas de gres porcelánico fino no esmaltado. Baldosas de cerámica rensadas en seco. Características de calidad según las Normas EN 14411-ISO 13006 Apéndice G grupo Bia UGL.	Squadrato ISO 13006	±0,3%	±1,0mm	±0,15%	ISO 10545-2	
	DEVIATIONE AMMISSIBILE, IN PERCENTO, DELLO SPESORE MEDIO DI OGNI PIASTRELLA DALLA DIMENSIONE DI FABBRICAZIONE / ADMITTED DEVIATION, IN % OF THE AVERAGE THICKNESS OF EACH TILE FROM THE PRODUCTION DIMENSIONS / LONGUEUR ET LARGEUR : MARGE DE TOLÉRANCE, EN %, ENTRE LA DIMENSION MOYENNE DE CHAQUE CARREAU ET LA DIM. DE FABRICATION / LANGE UND BREITE: ZULÄSSIGE ABWEICHUNG DES DURCHSCHNITTMÄßES JEDER FLIESE VOM HERSTELLMÄß IN PROZENTEN / LARGO Y ANCHO: DESVIACION ADMISIBLE, EN %, DEL TAMAÑO MEDIO DE CADA BALDOSA A PARTIR DEL TAMAÑO DE FABRICACION.		±5%	±0,5mm	±5%	ISO 10545-2	
	DEVIATIONE MASSIMA DI RETTILINEARITÀ, IN PERCENTO, IN RAPPORTO ALLE DIMENSIONI DI FABBRICAZIONE CORRISPONDENTI / MAXIMUM STRAIGHTNESS DEVIATION, IN %, IN RELATION TO THE CORRESPONDING PRODUCTION DIMENSIONS / MARGE DE TOLÉRANCE DE RECTITUDE, EN POURCENTAGE, PAR RAPPORT AUX DIMENSIONS DE FABRICATION CORRESPONDANTES / ZULÄSSIGE HOCHSTABWEICHUNG DER KANTENGERADHEIT IM VERHÄLTNIß ZU DEN ENTSPRECHENDEN HERSTELLMÄßEN IN PROZENTEN / DESVIACION MÁXIMA DE RECTITUD, EN TANTO POR CIENTO, EN RELACION CON EL TAMAÑO DE FABRICACION CORRESPONDIENTE.	Squadrato ISO 13006	±0,3%	±0,8mm	±0,10%	ISO 10545-2	
	DEVIATIONE MASSIMA DI ORTOGONALITÀ, IN PERCENTO, IN RAPPORTO ALLE DIMENSIONI DI FABBRICAZIONE CORRISPONDENTI / MAXIMUM RIGHT-ANGLE DEVIATION, IN %, IN RELATION TO THE CORRESPONDING PRODUCTION DIMENSIONS / MARGE DE TOLÉRANCE D'ANGULARITÉ, EN POURCENTAGE, PAR RAPPORT AUX DIMENSIONS DE FABRICATION / HOCHSTABWEICHUNG DER RECHTWINKLIGKEIT IM VERHÄLTNIß ZU DEN ENTSPRECHENDEN HERSTELLMÄßEN IN PROZENTEN / DESVIACION MÁXIMA DE LA ORTOGONALIDAD, EN TANTO POR CIENTO, EN RELACION CON EL TAMAÑO DE FABRICACION CORRESPONDIENTE.	Squadrato ISO 13006	±0,3%	±1,5mm	±0,20%	ISO 10545-2	
	PLANARITÀ (CURVATURA DEL CENTRO, DELLO SPIGOLO E SVERGOLAMENTO) / FLATNESS (CURVING IN THE MIDDLE, CORNER AND WARPING) / PLANÉITÉ (COURBURE CENTRALE, DE L'ARÊTE ET GAUCHISSEMENT) / EBENFLÄCHIGKEIT (KRÜMMUNG DER MITTE, DER KANTE UND VERWINDUNG) / PLANITUD (CURVATURA DEL CENTRO, DE LA ARISTA Y ABARQUILLAMIENTO).	Squadrato ISO 13006	±0,4%	±1,8mm	±0,20%	ISO 10545-2	
	QUALITÀ DELLA SUPERFICIE / SURFACE QUALITY / QUALITÉ DE LA SURFACE / QUALITÄT DER OBERFLÄCHE / CALIDAD DE LA SUPERFICIE.	Il 95% min delle piastrelle deve essere esente da difetti visibili. / At least 95% of the tiles must be free from visible flaws. 95% min des carreaux ne doivent présenter aucun défaut visible. Mindestens 95% der Fliesen müssen frei von sichtbaren min. / el 95% de las baldosas tiene que estar exento de defectos visibles.		CONFORME/CONFORMING CONFORME/KONFORM CONFORME	ISO 10545-2		
	MASSA D'ACQUA ASSORBITA IN % / % WATER ABSORPTION - MASSE D'EAU ABSORBÉE EN % / WASSERAUFNAHME IN % / MASA DE AGUA ABSORBIDA EN %		< 0,5%		valore medio 0,08%	ISO 10545-3	
	FORZA DI ROTTURA IN N (sp. < 7,5 mm) - BREAKING STRENGTH IN N (thickness < 7,5 mm) / FORCE DE RUPTURE EN N (ép. < 7,5 mm) / BRUCHLAST IN N (Dicke < 7,5 mm) / FUERZA DE ROTURA EN N (gr. < 7,5 mm).		≥ 700		valore medio 1350 Newton	ISO 10545-4	
	RESISTENZA ALLA FLESSIONE IN N/mm2 / N/mm2 FLEXURAL STRENGTH TEST / RÉSISTANCE À LA FLEXION EN N/mm2 / BIEGESTÄRKE IN N/mm		35 MIN.		valore medio 52 N/mm2	ISO 10545-4	
	RESISTENZA ALL'ABRASIONE PROFONDA DELLE PIASTRELLE NON SMALTATE / RESISTANCE TO DEEP ABRASION OF UNGLAZED TILES / RÉSISTANCE À L'ABRASION PROFONDE DES CARREAUX NON ÉMAILLÉS / TIEFENABRIEFESTIGKEIT UNGLASIRTER FLIESEN / RESISTENCIA A LA ABRASION PROFUNDA DE LAS BALDOSAS SIN ESMALTAR.		< 175 mm ³		valore medio 140 mm ³	ISO 10545-6	
	RESISTENZA AGLI SBALZI TERMICI / THERMAL SHOCKS RESISTANT / RÉSISTANCE AUX VARIATIONS THERMIQUES / TEMPERATURWECHSELBESTÄNDIGKEIT / RESISTENCIA AL CHOQUE TÉRMICO.	Metodo di prova disponibile / Available testing method Méthode d'essai disponible / Verfügbare Prüfmethode Método de ensayo disponible			RESISTE - RESISTANT RÉSISTE - ERFÜLLT RESISTE	ISO 10545-9	
	RESISTENZA AL GELO / FROST RESISTANCE / RÉSISTANCE AU GEL / FROSTSICHERHEIT RESISTENCIA A LA HELADA				RICHIESTA - REQUIRED REQUIS - GEFORBERT REQUERIDA	ISO 10545-12	
	RESISTENZA ALLE MACCHIE / RESISTANCE TO STAINING / RÉSISTANCE AUX TACHES / FLECKENABWEISEND / RESISTENCIA A LAS MANCHAS.	Metodo di prova disponibile / Available testing method Méthode d'essai disponible / Verfügbare Prüfmethode Método de ensayo disponible			Classe 5 Classe 4 R+PTV	ISO 10545-14	
	RILASCIO DI SOSTANZE PERICOLOSE / RELEASE OF HAZARDOUS SUBSTANCES / REJET DE SUBSTANCES DANGEREUSES / FREISETZUNG GEFÄHRLICHER STOFFE / LIBERACION DE SUSTANCIAS PELIGROSAS / CADMIO (in mg/dm ²) - PIOMBO (in mg/dm ²)	VALORE DICHIARATO PER SUPERFICIE (GL CON IMPREGN SU PAVI DI LAVORO) / DECLARÉ VALUE FOR GL SURFACES USED ON WORKTOPS / VALEUR DÉCLARÉE POUR SURFACES GL UTILISÉES SUR PLANS DE TRAVAIL / ANGEGEBENER WERT FÜR GL OBERFLÄCHEN ZUM GEBRAUCH ALS ARBEITSPLATTEN / VALOR DECLARADO PARA ACABADOS GL UTILIZADOS PARA SUPERFICIES DE TRABAJO		CONFORME/CONFORMING CONFORME/KONFORM/CONFORME	DM-1-2-2007-Reg-CE-1935-2004		
	RESISTENZA A BASSE CONCENTRAZIONI DI ACIDI E ALCALI. / RESISTANZA TO LOW CONCENTRATIONS OF ACIDS AND ALKALIS. / RÉSISTANCE A BASSES CONCENTRATIONS D'ACIDES ET ALCALIS. / WIDERSTAND GEGEN NIEDRIGE KONZENTRATIONEN VON SAUREN UND LAUGEN. / RESISTENCIA A BAJAS CONCENTRACIONES DE ACIDOS Y ALCALIS.	COME DICHIARATO DAL PRODUTTORE SEE MANUFACTURER'S DECLARATION SELON DÉCLARATION DU PRODUCTEUR ENTSPRECHEND DER HERSTELLERANGABEN TAL COMO DECLARA EL FABRICANTE			ULA ULA-ULB	ISO 10545-13	
	RESISTENZA AI PRODOTTI CHIMICI DI USO DOMESTICO E AGLI ADDITIVI PER PISCINA / RESISTENCE TO DOMESTIC CHEMICAL PRODUCTS AND ADDITIVES FOR SWIMMING POOLS / RÉSISTANT AUX PRODUITS CHIMIQUES À USAGE DOMESTIQUE ET AUX ADITIFS POUR PISCINE / WIDERSTAND GEGEN HAUSHALTSCHEMIKALIEN UND / SCHWIMMBADZUSATZSTOFFEN / RESISTENCIA A PRODUCTOS PARA LIMPIEZA DOMESTICA Y ADITIVOS PARA PISCINAS		MIN B		UA		
	COEFFICIENTE D'ATTRITO (SCIVOLOSITÀ) / FRICTION COEFFICIENT (SLIPPERINESS) / COEFFICIENT DE FRICTION (GLISSEMENT) / REIBUNGSKOEFFIZIENT (SCHLUPFRIGKEIT) / COEFICIENTE DE ANTI DESLIZAMIENTO.				6° ≤ α < 10° R9	6° < α ≤ 10° R9 NATURALE	DIN EN 16165 ANNEX B
					10° < α ≤ 19° R10 R+PTV		
					18° ≤ α < 24° classe B R+PTV		DIN EN 16165 ANNEX A
					PTV > 36 wet slider 4S R+PTV		BS EN 16165 ANNEX C
					DCOF > 0,42 wet		DCOF ANSI A 326.3

Per un effetto ottimale della posa, florim suggerisce di mantenere 2 mm di fuga per pose monofornate e 3 mm per combinare formati misti / For optimal installation results, florim recommends maintaining a joint of 2 mm 1/12" for single format installations and 3 mm 1/8" to combine mixed formats / Pour réaliser une pose parfaite, florim suggère de maintenir 2 mm de joint pour la pose des monoformats, et 3 mm pour les combinaisons de formats mixtes / Um einen optimalen effekt beim verlegen zu erzielen empfeht florim eine 2 mm fuge bei einformatigen verlegungen und 3 mm fuge bei formatkombinationen / Para lograr los máximos resultados en la posa del producto, florim aconseja 2 mm de junta en aplicaciones monoformato y 3 mm en combinaciones de formatos mixtos.

I FILATI - NEUTRA 6.0/COLORI

GRES PORCELLANATO DECORATO
DECORATED PORCELAIN TILES - GRÈS CÉRAMÉ DÉCORÉ - VERZIERTES FEINSTEINZEUG - GRES PORCELÁNICO DECORADO
SQUADRATO - SQUARED - EQUARRI - REKTIFIZIERT - ESQUADRADO

6 mm 1/4" ↑

CARATTERISTICHE TECNICHE - TECHNICAL CHARACTERISTICS - CARACTERISTIQUES TECHNIQUES - TECHNISCHE EIGENSCHAFTEN - CARACTERÍSTICAS TÉCNICAS						
		PRESCRIZIONE STANDARD REQUIREMENTS PRESCRIPTIONS ANFORDERUNGEN PRESCRIPCION		RISULTATI TESTS TEST RESULTS RESULTATS DES ESSAIS PRÜFERGEBNIS RESULTADOS TESTS	RIFERIMENTO NORMA REFERENCE STANDARD RÉFÉRENCE NORME STANDARDWERT REFERENCIA NORMA	
		N ≥ 15 cm (%)	(mm)			CRAYONS
	Caratteristiche di qualità secondo i test di controllo previsti dalle norme EN 14411-ISO 13006 appendice G gruppo Bia Superficie Trattata. Quality characteristics according to the inspection tests envisaged by standard EN 14411-ISO 13006 appendix G group Bia Surface treatment / Caractéristiques de qualité selon les tests de contrôle prévus par les normes EN 14411-ISO 13006 appendice G groupe Bia Surface traitée / Qualitätseigenschaften gemäß den Kontrolltests der Normen EN 14411-ISO 13006 Anhang G Gruppe Bia behandelte Oberfläche / Características de calidad según los ensayos previstos por las normas EN 14411-ISO 13006 apéndice G grupo Bia Superficie tratada.	Squadrato ISO 13006	±0,3%	±1,0 mm	±0,15%	ISO 10545-2
	LUNGHEZZA E LARGHEZZA: DEVIAZIONE AMMISSIBILE, IN %, DELLA DIMENSIONE MEDIA DI OGNI PIASTRELLA DALLA DIM. DI FABBRICAZIONE / LENGTH AND WIDTH: ADMITTED DEVIATION, IN % OF THE AVERAGE SIZE OF EACH TILE FROM THE PRODUCTION DIMENSIONS / LONGUEUR ET LARGEUR : MARGE DE TOLÉRANCE, EN %, ENTRE LA DIMENSION MOYENNE DE CHAQUE CARREAU ET LA DIM. DE FABRICATION / LANGE UND BREITE: ZULÄSSIGE ABWEICHUNG DES DURCHSCHNITTMÄßES JEDER FLIESE VOM HERSTELLMÄß IN PROZENTEN / LARGO Y ANCHO: DESVIACION ADMISIBLE, EN %, DEL TAMAÑO MEDIO DE CADA BALDOSA A PARTIR DEL TAMAÑO DE FABRICACION.		±5%	±0,5 mm	±5%	ISO 10545-2
	DEVIATIONE MASSIMA DI RETTILINEARITÀ, IN PERCENTO, IN RAPPORTO ALLE DIMENSIONI DI FABBRICAZIONE CORRISPONDENTI / MAXIMUM STRAIGHTNESS DEVIATION, IN %, IN RELATION TO THE CORRESPONDING PRODUCTION DIMENSIONS / MARGE DE TOLÉRANCE DE RECTITUDE, EN POURCENTAGE, PAR RAPPORT AUX DIMENSIONS DE FABRICATION CORRESPONDANTES / ZULÄSSIGE HOCHSTABWEICHUNG DER KANTENGERADHEIT IM VERHÄLTNIß ZU DEN ENTSPRECHENDEN HERSTELLMÄßEN IN PROZENTEN / DESVIACION MÁXIMA DE RECTITUD, EN TANTO POR CIENTO, EN RELACION CON EL TAMAÑO DE FABRICACION CORRESPONDIENTE.	Squadrato ISO 13006	±0,3%	±0,8 mm	±0,1%	ISO 10545-2
	DEVIATIONE MASSIMA DI ORTOGONALITÀ, IN PERCENTO, IN RAPPORTO ALLE DIMENSIONI DI FABBRICAZIONE CORRISPONDENTI / MAXIMUM RIGHT-ANGLE DEVIATION, IN %, IN RELATION TO THE CORRESPONDING PRODUCTION DIMENSIONS / MARGE DE TOLÉRANCE D'ANGULARITÉ, EN POURCENTAGE, PAR RAPPORT AUX DIMENSIONS DE FABRICATION / HOCHSTABWEICHUNG DER RECHTWINKLIGKEIT IM VERHÄLTNIß ZU DEN ENTSPRECHENDEN HERSTELLMÄßEN IN PROZENTEN / DESVIACION MÁXIMA DE LA ORTOGONALIDAD, EN TANTO POR CIENTO, EN RELACION CON EL TAMAÑO DE FABRICACION CORRESPONDIENTE.	Squadrato ISO 13006	±0,3%	±1,5 mm	±0,2%	ISO 10545-2
	PLANARITÀ (CURVATURA DEL CENTRO, DELLO SPIGOLO E SVERGOLAMENTO) / FLATNESS (CURVING IN THE MIDDLE, CORNER AND WARPING) / PLANÉITÉ (COURBURE CENTRALE, DE L'ARÊTE ET GAUCHISSEMENT) / EBENFLÄCHIGKEIT (KRÜMMUNG DER MITTE, DER KANTE UND VERWINDUNG) / PLANITUD (CURVATURA DEL CENTRO, DE LA ARISTA Y ABARQUILLAMIENTO).	Squadrato ISO 13006	±0,4%	±1,8 mm	±0,2%	ISO 10545-2
	QUALITÀ DELLA SUPERFICIE / SURFACE QUALITY / QUALITÉ DE LA SURFACE / QUALITÄT DER OBERFLÄCHE / CALIDAD DE LA SUPERFICIE	Il 95% min delle piastrelle deve essere esente da difetti visibili. / At least 95% of the tiles must be free from visible flaws. 95% min des carreaux ne doivent présenter aucun défaut visible. Mindestens 95% der Fliesen müssen frei von sichtbaren min. / el 95% de las baldosas tiene que estar exento de defectos visibles.		CONFORME/CONFORMING CONFORME/KONFORM CONFORME	ISO 10545-2	
	MASSA D'ACQUA ASSORBITA IN % / % WATER ABSORPTION / MASSE D'EAU ABSORBÉE EN % / WASSERAUFNAHME IN % / MASA DE AGUA ABSORBIDA EN %		< 0,5%		valore medio 0,08%	ISO 10545-3
	FORZA DI ROTTURA IN N (sp. < 7,5 mm) - BREAKING STRENGTH IN N (thickness < 7,5 mm) / FORCE DE RUPTURE EN N (ép. < 7,5 mm) / BRUCHLAST IN N (Dicke < 7,5 mm) / FUERZA DE ROTURA EN N (gr. < 7,5 mm).		≥ 700		valore medio 1350 N	ISO 10545-4
	RESISTENZA ALLA FLESSIONE IN N/mm2 / N/mm2 FLEXURAL STRENGTH TEST / RÉSISTANCE À LA FLEXION EN N/mm2 / BIEGESTÄRKE IN N/mm		35 MIN.		valore medio 52 N/mm2	ISO 10545-4
	RESISTENZA ALLE MACCHIE / RESISTANCE TO STAINING / RÉSISTANCE AUX TACHES / FLECKENABWEISEND / RESISTENCIA A LAS MANCHAS.	Metodo di prova disponibile / Available testing method Méthode d'essai disponible / Verfügbare Prüfmethode Método de ensayo disponible			Classe 3-4	ISO 10545-14
	RESISTENZA AI PRODOTTI CHIMICI DI USO DOMESTICO E AGLI ADDITIVI PER PISCINA / RESISTENCE TO DOMESTIC CHEMICAL PRODUCTS AND ADDITIVES FOR SWIMMING POOLS / RÉSISTANT AUX PRODUITS CHIMIQUES À USAGE DOMESTIQUE ET AUX ADITIFS POUR PISCINE / WIDERSTAND GEGEN HAUSHALTSCHEMIKALIEN UND / SCHWIMMBADZUSATZSTOFFEN / RESISTENCIA A PRODUCTOS PARA LIMPIEZA DOMESTICA Y ADITIVOS PARA PISCINAS		MIN B		B	ISO 10545-13
	REAZIONE AL FUOCO / FIRE - RESISTANCE / RÉACTION AU FEU / VERHALTEN IM BRANDFALL REACCIÓN AL FUEGO		-		Classe B	UNI EN 13501:1 2009

Lastre decorate destinate esclusivamente al rivestimento di pareti interne./Decorated panels designed exclusively for tiling interior walls./ Dalles décorées, exclusivement destinées au revêtement de parois intérieures.Verzierte Platten, ausschließlich zur Verkleidung von Innenwänden bestimmt./Losas decoradas destinadas exclusivamente al revestimiento de paredes interiores.

Gres porcellanato decorato: florim indica di stoccare il materiale in magazzini coperti o al riparo da agenti atmosferici / Florim recommends to stock the goods in covered warehouses, do not expose to the elements florim conseille de stocker le matériel dans des entrepôts couverts ou a l'abri des agents atmosphériques / Florim empfiehlt, das Material in geschlossenen Lagern oder in vor Witterungseinflüssen geschützten Bereichen zu lagern. / Florim indica almacenar el material en locales cubiertos o protegido de los agentes atmosféricos.

EARTHTECH

GRES FINE PORCELLANATO/FINE PORCELAIN STONEWARE/GRES CERAME FIN/FEINSTEINZEUG-KOLLEKTIONEN/GRES PORCELANICO FINO
SQUADRATO - SQUARED - EQUARRI - REKTIFIZIERT - ESCUADRADO

9 mm 3/8" ↑

CARATTERISTICHE TECNICHE - TECHNICAL CHARACTERISTICS - CARACTERISTIQUES TECHNIQUES - TECHNISCHE EIGENSCHAFTEN - CARACTERÍSTICAS TÉCNICAS					
Lastre in gres fine porcellanato non smaltato. Piastrelle di ceramica pressate a secco. Caratteristiche di qualità secondo i test di controllo previsti dalla norma EN 14411-ISO 13006 Appendice G gruppo Bia UGL/ Unglazed porcelain stoneware slabs. Dry-pressed ceramic tiles. Quality specifications, according to control tests of EN 14411-ISO 13006 Appendice G group Bia UGL / Dalles en grès cérame fin non émaillé. Carreaux céramiques pressés à sec. Caractéristiques de qualité d'après les essais de contrôle norme EN 14411-ISO 13006 Appendice G groupe Bia UGL/ Nicht glasierte und vollständig gesinterte Feinsteinzeugplatten. Trocken gepresste Keramikfliesen. Qualitätsseigenschaften nach Normen EN 14411-ISO 13006 Anhang G Gruppe Bia UGL/ Planchas de gres porcelánico fino no esmaltado. Baldosas de cerámica resnadas en seco. Características de calidad según las Normas EN 14411-ISO 13006 Apéndice G grupo Bia UGL.	PRESCRIZIONE STANDARD REQUIREMENTS PRESCRIPTIONS ANFORDERUNGEN PRESCRIPTION		RISULTATI TESTS TEST RESULTS RESULTATS DES ESSAIS PROFERUNGEN RESULTADOS TESTS		RIFERIMENTO NORMA REFERENCE STANDARD RÉFÉRENCE NORME STANDARDWERT REFERENCIA NORMA
	N ≥ 15 cm	(%)	(mm)	comfort (flakes)	
LUNGHEZZA E LARGHEZZA: DEVIAZIONE AMMISSIBILE, IN %, DELLA DIMENSIONE MEDIA DI OGNI PIASTRELLA DALLA DIM. DI FABBRICAZIONE / LENGTH AND WIDTH: ADMITTED DEVIATION, IN %, OF THE AVERAGE SIZE OF EACH TILE FROM THE PRODUCTION DIMENSIONS / LONGUEUR ET LARGEUR: MARGE DE TOLÉRANCE, EN %, ENTRE LA DIMENSION MOYENNE DE CHAQUE CARREAU ET LA DIM. DE FABRICATION / LANGE UND BREITE: ZULÄSSIGE ABWEICHUNG DES DURCHSCHNITTMÄßES JEDER FLIESE VOM HERSTELLMAß IN PROZENTEN / LARGO Y ANCHURA: DESVIACION ADMISIBLE, EN %, DEL TAMAÑO MEDIO DE CADA BALDOSA A PARTIR DEL TAMAÑO DE FABRICACIÓN.	Squadrato ISO 13006	±0,3%	±1,0mm	±0,15%	ISO 10545-2
DEVIAZIONE AMMISSIBILE, IN PERCENTO, DELLO SPESORE MEDIO DI OGNI PIASTRELLA DALLA DIMENSIONE DI FABBRICAZIONE / ADMITTED DEVIATION, IN %, OF THE AVERAGE THICKNESS OF EACH TILE FROM THE PRODUCTION DIMENSIONS / MARGE DE TOLÉRANCE, EN POURCENTAGE, PAR RAPPORT AUX DIMENSIONS DE FABRICATION / HOCHSTABWEICHUNG DER KANTENGERÄDHEIT IM VERHÄLTNIß ZU DEN ENTSPRECHENDEN HERSTELLMAßEN IN PROZENTEN / DESVIACION MÁXIMA DE RECTITUD, EN TANTO POR CIENTO, EN RELACION CON EL TAMAÑO DE FABRICACIÓN CORRESPONDIENTE.	-	±5%	±0,5mm	±5%	
DEVIAZIONE MASSIMA DI RETTILINEARITÀ, IN PERCENTO, IN RAPPORTO ALLE DIMENSIONI DI FABBRICAZIONE / MAXIMUM STRAIGHTNESS DEVIATION, IN %, IN RELATION TO THE CORRESPONDING PRODUCTION DIMENSIONS / MARGE DE TOLÉRANCE DE RECTITUDE, EN POURCENTAGE, PAR RAPPORT AUX DIMENSIONS DE FABRICATION / HOCHSTABWEICHUNG DER KANTENGERÄDHEIT IM VERHÄLTNIß ZU DEN ENTSPRECHENDEN HERSTELLMAßEN IN PROZENTEN / DESVIACION MÁXIMA DE RECTITUD, EN TANTO POR CIENTO, EN RELACION CON EL TAMAÑO DE FABRICACIÓN CORRESPONDIENTE.	Squadrato ISO 13006	±0,3%	±0,8mm	±0,10%	
DEVIAZIONE MASSIMA DI ORTOGONALITÀ, IN PERCENTO, IN RAPPORTO ALLE DIMENSIONI DI FABBRICAZIONE / MAXIMUM RIGHT-ANGLE DEVIATION, IN %, IN RELATION TO THE CORRESPONDING PRODUCTION DIMENSIONS / MARGE DE TOLÉRANCE D'ANGLE, EN POURCENTAGE, PAR RAPPORT AUX DIMENSIONS DE FABRICATION / HOCHSTABWEICHUNG DER RECHTWINKELIGKEIT IM VERHÄLTNIß ZU DEN ENTSPRECHENDEN HERSTELLMAßEN IN PROZENTEN / DESVIACION MÁXIMA DE LA ORTOGONALIDAD, EN TANTO POR CIENTO, EN RELACION CON EL TAMAÑO DE FABRICACIÓN CORRESPONDIENTE.	Squadrato ISO 13006	±0,3%	±1,5mm	±0,20%	
PLANARITÀ (CURVATURA DEL CENTRO, DELLO SPIGOLO E SVERGOLAMENTO) / FLATNESS (CURVING IN THE MIDDLE, CORNER AND WARPING) / PLANÉITE (COUBURE CENTRALE, DE L'ARÊTE ET GAUCHISSEMENT) / EBENFLÄCHIGKEIT (KRÜMMUNG DER MITTE, DER KANTE UND VERWINDUNG) / PLANITUD (CURVATURA DEL CENTRO, DE LA ARISTA Y ABARQUILLAMIENTO).	Squadrato ISO 13006	±0,4%	±1,8 mm	±0,35%	
QUALITÀ DELLA SUPERFICIE - SURFACE QUALITY / QUALITÉ DE LA SURFACE QUALITÄT DER OBERFLÄCHE / CALIDAD DE LA SUPERFICIE.		Il 95% min delle piastrelle deve essere esente da difetti visibili. / At least 95% of the tiles must be free from visible flaws. 95% min des carreaux ne doivent présenter aucun défaut visible. Mindestens 95% der Fliesen müssen frei von sichtbaren mängeln sein. / 95% de las baldosas tiene que estar exento de defectos visibles.		CONFORME/CONFORMING CONFORME/CONFORM CONFORME	
MASSA D'ACQUA ASSORBITA IN % / % WATER ABSORPTION - MASSE D'EAU ABSORBÉE EN % WASSERAUFNAHME IN % / MASA DE AGUA ABSORBIDA EN %		E≤0,5%		valore medio 0,08%	ISO 10545-3
FORZADIROTTURAINN(ep. ≥7,5mm)-BREAKINGSTRENGTHINN(thickness:7,5mm)/FORCEDE RUPTUREENN (ep. ≥ 7,5 mm) / BRUCHLAST IN N (Dicke ≥ 7,5 mm) / FUERZA DE ROTURA EN N (gr. ≥ 7,5 mm)		1300 min		valore medio 2200 N	ISO 10545-4
RESISTENZA ALLA FLESSIONE IN N/mm2 / N/mm2 FLEXURAL STRENGTH TEST / RESISTANCE A LA FLEXION EN N/mm2 / BIEGESTÄRKE IN N/mm / RESISTENCIA A LA FLEXION EN N/mm		35 min		valore medio 50 N/mm²	ISO 10545-6
RESISTENZA ALL'ABRASIONE PROFONDA DELLE PIASTRELLE NON SMALTATE / RESISTANCE TO DEEP ABRASION OF UNGLAZED TILES / RESISTENCIA A LA ABRASION PROFONDE DES CARREAUX NON ÉMAILLÉS / TIEFENABRIEFESTIGKEIT UNGLASIERTER FLIESEN / RESISTENCIA A LA ABRASION PROFUNDA DE LAS BALDOSAS SIN ESMALTAR		<175mm³		valore medio 140mm³	ISO 10545-6
RESISTENZAAGLI/SBALZITERMICI/THERMAL SHOCKRESISTANT/RESISTENCIAAL/VARIATIONSTHERMIQUES TEMPERATURWECHSELBESTÄNDIGKEIT / RESISTENCIA AL CHOCQUE TÉRMICO.		-		RESISTE - RESISTANT RESISTE - ERFÜLLT RESISTE	ISO 10545-9
RESISTENZA AL GELO / FROST RESISTANCE - RESISTANCE AU GEL / FROSTSICHERHEIT RESISTENCIA A LA HELADA		RICHIESTA/REQUIRED/ REQUISE GEFORDET/REQUERIDA		RESISTE - RESISTANT RESISTE - ERFÜLLT RESISTE	ISO 10545-12
RESISTENZA ALLE MACCHIE / RESISTANCE TO STAINING / RESISTANCE AUX TACHES FLECKENABWEISEND / RESISTENCIA A LAS MANCHAS.		RICHIESTA/REQUIRED/ REQUISE GEFORDET/REQUERIDA		Classe 4-5	ISO 10545-14
RESISTENZA A BASSE CONCENTRAZIONI DI ACIDI E ALCALI. / RESISTANCE TO LOW CONCENTRATIONS OF ACIDS AND ALKALIS / RESISTENCIA A BASSAS CONCENTRACIONES D'ACIDES ET ALCALIS / WIDERSTAND GEGEN NIEDRIGE KONZENTRATIONEN VON SAUREN UND LAUGEN. / RESISTENCIA A BAJAS CONCENTRACIONES DE ACIDOS Y ALCALIS.		COME DICHIARATO DAL PRODUTTORE SEE MANUFACTURERS DECLARATION SELON DÉCLARATION DU PRODUCTEUR ENTSPRECHEND DER HERSTELLERANGABEN TAL COMO DECLARA EL FABRICANTE		ULA	ISO 10545-13
RESISTENZA AI PRODOTTI CHIMICI DI USO DOMESTICO E AGILI ADDITIVI PER PISCINA / RESISTENCE TO DOMESTIC CHEMICAL PRODUCTS AND ADDITIVES FOR SWIMMING POOLS / RESISTANT AUX PRODUITS CHIMIQUES À USAGE DOMESTIQUE ET AUX ADDITIFS POUR PISCINE / WIDERSTAND GEGEN HAUSHALTS-CHEMIKALIEN UND SCHWIMMBADZUSATZSTOFFEN / RESISTENCIA A PRODUCTOS PARA LIMPIEZA DOMESTICA Y ADITIVOS PARA PISCINAS		UB min		UA	
COEFFICIENTD'ATTRITO(SCVOLOSITÀ)/FRICTIONCOEFFICIENT(SLIPPERINESS)/COEFFICIENTDEFRICTION (GLISSEMENT) / REIBUNGSKOEFFIZIENT (SCHLUPFRIGKEIT) - COEFICIENTE DE ANTI DESLIZAMIENTO		> 0,6 wet		-	ANSI A 326.3
		10°< α ≤19° R10		-	DIN EN 16165 ANNEX B
		18°<α<24° classe B		-	DIN EN 16165 ANNEX A
		PTV>36 wet slider 4S		-	BS EN 16165 ANNEX C

Per un effetto ottimale della posa, florim suggerisce di mantenere 2 mm di fuga per pose monofornate e 3 mm per combinare formati misti / For optimal installation results, florim recommends maintaining a joint of 2 mm / 1/16" for single format installations and 3 mm / 1/8" to combine mixed formats / Pour réaliser une pose parfaite, florim suggère de maintenir 2 mm de joint pour la pose des monofornats, et 3 mm pour les combinaisons de formats mixtes / Um einen optimalen effekt beim verlegen zu erzielen empfehlt florim eine 2 mm fuge bei einfarntigen verlegungen und 3 mm fuge bei formatkombinationen / Para lograr los máximos resultados en la posa del producto, florim aconseja 2 mm de junta en aplicaciones monofornato y 3 mm en combinaciones de formatos mixtos.

BUILDTTECH/2.0 - I FILATI - NEUTRA 6.0 - GOLD

GRES PORCELLANATO DECORATO
DECORATED PORCELAIN TILES/GRES CÉRAMÉ DÉCORÉ/VERZIERTES FEINSTEINZEUG/GRES PORCELÁNICO DECORADO

AVVERTENZE / WARNINGS / AVERTISSEMENTS / HINWEISE / ADVERTENCIAS				
INDICAZIONI GENERALI GENERAL INSTRUCTIONS INDICATIONS GÉNÉRALES ALLGEMEINE HINWEISE INDICATIONS GÉNÉRALES	Florim indica di stoccare il materiale in magazzini coperti o al riparo da agenti atmosferici, coprendo il materiale con cappucci protettivi. È NECESSARIO EVITARE OGNI TIPO DI STROFINAMENTO O TRAUMA SUPERFICIALE DELLA LASTRA DURANTE TUTTE LE FASI DI MOVIMENTAZIONE POSA E STUCCATURA. I prodotti in gres porcellanato decorato sono realizzati con una tecnologia produttiva differente dai prodotti in gres porcellanato tradizionale. Nel caso in cui si intendesse posare le due tipologie di materiale nello stesso ambiente si potrebbero verificare differenze di colore e punto di colore. DURANTE TODAS LAS FASES DE DESPLAZAMIENTO, COLOCACIÓN Y REJUNTADO EVITARSE CAUSAR CUALQUIER TIPO DE ROZAMIENTO O DE TRAUMA SOBRE LA SUPERFICIE DE LA PLACA. Los productos de gres porcelánico decorado se elaboran con una tecnología de producción diferente a los productos tradicionales de gres porcelánico. En el caso tal que se requiera colocar los dos tipos de material en el mismo entorno, pueden haber diferencias en la apariencia de la superficie y el "punto de color".			
	Lastre decorate con innovative tecniche artigianali destinate esclusivamente al rivestimento di pareti interne. Eventuali piccole imperfezioni sono da considerarsi caratteristiche proprie di prodotto dovuta al processo produttivo. Questa innovativa tecnica decorativa migliora la definizione e la profondità dei colori, rendendo la resistenza superficiale all'abrasione meno performante rispetto al gres porcellanato tradizionale. Per questo motivo è necessario attenersi alle istruzioni riportate negli imballi (qualora non fossero presenti), è possibile consultare il sito internet). Il materiale è utilizzabile anche come rivestimento della parete della doccia. In questa destinazione d'uso, per la corretta posa in opera, Florim raccomanda di installare solo lastre intere o posizionare i tagli della lastra non a contatto con il piatto doccia. In caso di utilizzo come backsplash, Florim richiede l'installazione delle lastre a una distanza minima di 20 cm dai fuochi del piano cottura. Si consiglia l'utilizzo del materiale come rivestimento di camini, Stufe e, più in generale, la posa in prossimità di fonti di calore. / Slabs decorated with innovative techniques intended exclusively for interior wall tiling. Any minor flaws are an intrinsic characteristic of the product due to the production process. This innovative decorative technique improves the definition and depth of the colours but reduces resistance to surface abrasion compared to standard porcelain stoneware. The instructions provided inside the packaging must therefore be complied with (if not found, refer to the website). The material can also be used to cover the walls of showers. For this intended use, for correct installation, Florim advises you to install whole slabs only, or to ensure that cut edges of slabs are not in contact with the shower tray. In case of use as a backsplash, Florim specifies that slabs must be installed at least 20 cm from hob burners. The material is not recommended for use for covering fireplaces or stoves, or for installation close to heat sources in general. During the installation process, it is recommended to use the material as a wall covering in the vicinity of fireplaces, stoves, and other heat sources. In case of use as a backsplash, Florim specifies that slabs must be installed at least 20 cm from hob burners. The material is not recommended for use for covering fireplaces or stoves, or for installation close to heat sources in general. During the installation process, it is recommended to use the material as a wall covering in the vicinity of fireplaces, stoves, and other heat sources. In case of use as a backsplash, Florim specifies that slabs must be installed at least 20 cm from hob burners. The material is not recommended for use for covering fireplaces or stoves, or for installation close to heat sources in general. During the installation process, it is recommended to use the material as a wall covering in the vicinity of fireplaces, stoves, and other heat sources. In case of use as a backsplash, Florim specifies that slabs must be installed at least 20 cm from hob burners. The material is not recommended for use for covering fireplaces or stoves, or for installation close to heat sources in general. During the installation process, it is recommended to use the material as a wall covering in the vicinity of fireplaces, stoves, and other heat sources. In case of use as a backsplash, Florim specifies that slabs must be installed at least 20 cm from hob burners. The material is not recommended for use for covering fireplaces or stoves, or for installation close to heat sources in general. During the installation process, it is recommended to use the material as a wall covering in the vicinity of fireplaces, stoves, and other heat sources. In case of use as a backsplash, Florim specifies that slabs must be installed at least 20 cm from hob burners. The material is not recommended for use for covering fireplaces or stoves, or for installation close to heat sources in general. During the installation process, it is recommended to use the material as a wall covering in the vicinity of fireplaces, stoves, and other heat sources. In case of use as a backsplash, Florim specifies that slabs must be installed at least 20 cm from hob burners. The material is not recommended for use for covering fireplaces or stoves, or for installation close to heat sources in general. During the installation process, it is recommended to use the material as a wall covering in the vicinity of fireplaces, stoves, and other heat sources. In case of use as a backsplash, Florim specifies that slabs must be installed at least 20 cm from hob burners. The material is not recommended for use for covering fireplaces or stoves, or for installation close to heat sources in general. During the installation process, it is recommended to use the material as a wall covering in the vicinity of fireplaces, stoves, and other heat sources. In case of use as a backsplash, Florim specifies that slabs must be installed at least 20 cm from hob burners. The material is not recommended for use for covering fireplaces or stoves, or for installation close to heat sources in general. During the installation process, it is recommended to use the material as a wall covering in the vicinity of fireplaces, stoves, and other heat sources. In case of use as a backsplash, Florim specifies that slabs must be installed at least 20 cm from hob burners. The material is not recommended for use for covering fireplaces or stoves, or for installation close to heat sources in general. During the installation process, it is recommended to use the material as a wall covering in the vicinity of fireplaces, stoves, and other heat sources. In case of use as a backsplash, Florim specifies that slabs must be installed at least 20 cm from hob burners. The material is not recommended for use for covering fireplaces or stoves, or for installation close to heat sources in general. During the installation process, it is recommended to use the material as a wall covering in the vicinity of fireplaces, stoves, and other heat sources. In case of use as a backsplash, Florim specifies that slabs must be installed at least 20 cm from hob burners. The material is not recommended for use for covering fireplaces or stoves, or for installation close to heat sources in general. During the installation process, it is recommended to use the material as a wall covering in the vicinity of fireplaces, stoves, and other heat sources. In case of use as a backsplash, Florim specifies that slabs must be installed at least 20 cm from hob burners. The material is not recommended for use for covering fireplaces or stoves, or for installation close to heat sources in general. During the installation process, it is recommended to use the material as a wall covering in the vicinity of fireplaces, stoves, and other heat sources. In case of use as a backsplash, Florim specifies that slabs must be installed at least 20 cm from hob burners. The material is not recommended for use for covering fireplaces or stoves, or for installation close to heat sources in general. During the installation process, it is recommended to use the material as a wall covering in the vicinity of fireplaces, stoves, and other heat sources. In case of use as a backsplash, Florim specifies that slabs must be installed at least 20 cm from hob burners. The material is not recommended for use for covering fireplaces or stoves, or for installation close to heat sources in general. During the installation process, it is recommended to use the material as a wall covering in the vicinity of fireplaces, stoves, and other heat sources. In case of use as a backsplash, Florim specifies that slabs must be installed at least 20 cm from hob burners. The material is not recommended for use for covering fireplaces or stoves, or for installation close to heat sources in general. During the installation process, it is recommended to use the material as a wall covering in the vicinity of fireplaces, stoves, and other heat sources. In case of use as a backsplash, Florim specifies that slabs must be installed at least 20 cm from hob burners. The material is not recommended for use for covering fireplaces or stoves, or for installation close to heat sources in general. During the installation process, it is recommended to use the material as a wall covering in the vicinity of fireplaces, stoves, and other heat sources. In case of use as a backsplash, Florim specifies that slabs must be installed at least 20 cm from hob burners. The material is not recommended for use for covering fireplaces or stoves, or for installation close to heat sources in general. During the installation process, it is recommended to use the material as a wall covering in the vicinity of fireplaces, stoves, and other heat sources. In case of use as a backsplash, Florim specifies that slabs must be installed at least 20 cm from hob burners. The material is not recommended for use for covering fireplaces or stoves, or for installation close to heat sources in general. During the installation process, it is recommended to use the material as a wall covering in the vicinity of fireplaces, stoves, and other heat sources. In case of use as a backsplash, Florim specifies that slabs must be installed at least 20 cm from hob burners. The material is not recommended for use for covering fireplaces or stoves, or for installation close to heat sources in general. During the installation process, it is recommended to use the material as a wall covering in the vicinity of fireplaces, stoves, and other heat sources. In case of use as a backsplash, Florim specifies that slabs must be installed at least 20 cm from hob burners. The material is not recommended for use for covering fireplaces or stoves, or for installation close to heat sources in general. During the installation process, it is recommended to use the material as a wall covering in the vicinity of fireplaces, stoves, and other heat sources. In case of use as a backsplash, Florim specifies that slabs must be installed at least 20 cm from hob burners. The material is not recommended for use for covering fireplaces or stoves, or for installation close to heat sources in general. During the installation process, it is recommended to use the material as a wall covering in the vicinity of fireplaces, stoves, and other heat sources. In case of use as a backsplash, Florim specifies that slabs must be installed at least 20 cm from hob burners. The material is not recommended for use for covering fireplaces or stoves, or for installation close to heat sources in general. During the installation process, it is recommended to use the material as a wall covering in the vicinity of fireplaces, stoves, and other heat sources. In case of use as a backsplash, Florim specifies that slabs must be installed at least 20 cm from hob burners. The material is not recommended for use for covering fireplaces or stoves, or for installation close to heat sources in general. During the installation process, it is recommended to use the material as a wall covering in the vicinity of fireplaces, stoves, and other heat sources. In case of use as a backsplash, Florim specifies that slabs must be installed at least 20 cm from hob burners. The material is not recommended for use for covering fireplaces or stoves, or for installation close to heat sources in general. During the installation process, it is recommended to use the material as a wall covering in the vicinity of fireplaces, stoves, and other heat sources. In case of use as a backsplash, Florim specifies that slabs must be installed at least 20 cm from hob burners. The material is not recommended for use for covering fireplaces or stoves, or for installation close to heat sources in general. During the installation process, it is recommended to use the material as a wall covering in the vicinity of fireplaces, stoves, and other heat sources. In case of use as a backsplash, Florim specifies that slabs must be installed at least 20 cm from hob burners. The material is not recommended for use for covering fireplaces or stoves, or for installation close to heat sources in general. During the installation process, it is recommended to use the material as a wall covering in the vicinity of fireplaces, stoves, and other heat sources. In case of use as a backsplash, Florim specifies that slabs must be installed at least 20 cm from hob burners. The material is not recommended for use for covering fireplaces or stoves, or for installation close to heat sources in general. During the installation process, it is recommended to use the material as a wall covering in the vicinity of fireplaces, stoves, and other heat sources. In case of use as a backsplash, Florim specifies that slabs must be installed at least 20 cm from hob burners. The material is not recommended for use for covering fireplaces or stoves, or for installation close to heat sources in general. During the installation process, it is recommended to use the material as a wall covering in the vicinity of fireplaces, stoves, and other heat sources. In case of use as a backsplash, Florim specifies that slabs must be installed at least 20 cm from hob burners. The material is not recommended for use for covering fireplaces or stoves, or for installation close to heat sources in general. During the installation process, it is recommended to use the material as a wall covering in the vicinity of fireplaces, stoves, and other heat sources. In case of use as a backsplash, Florim specifies that slabs must be installed at least 20 cm from hob burners. The material is not recommended for use for covering fireplaces or stoves, or for installation close to heat sources in general. During the installation process, it is recommended to use the material as a wall covering in the vicinity of fireplaces, stoves, and other heat sources. In case of use as a backsplash, Florim specifies that slabs must be installed at least 20 cm from hob burners. The material is not recommended for use for covering fireplaces or stoves, or for installation close to heat sources in general. During the installation process, it is recommended to use the material as a wall covering in the vicinity of fireplaces, stoves, and other heat sources. In case of use as a backsplash, Florim specifies that slabs must be installed at least 20 cm from hob burners. The material is not recommended for use for covering fireplaces or stoves, or for installation close to heat sources in general. During the installation process, it is recommended to use the material as a wall covering in the vicinity of fireplaces, stoves, and other heat sources. In case of use as a backsplash, Florim specifies that slabs must be installed at least 20 cm from hob burners. The material is not recommended for use for covering fireplaces or stoves, or for installation close to heat sources in general. During the installation process, it is recommended to use the material as a wall covering in the vicinity of fireplaces, stoves, and other heat sources. In case of use as a backsplash, Florim specifies that slabs must be installed at least 20 cm from hob burners. The material is not recommended for use for covering fireplaces or stoves, or for installation close to heat sources in general. During the installation process, it is recommended to use the material as a wall covering in the vicinity of fireplaces, stoves, and other heat sources. In case of use as a backsplash, Florim specifies that slabs must be installed at least 20 cm from hob burners. The material is not recommended for use for covering fireplaces or stoves, or for installation close to heat sources in general. During the installation process, it is recommended to use the material as a wall covering in the vicinity of fireplaces, stoves, and other heat sources. In case of use as a backsplash, Florim specifies that slabs must be installed at least 20 cm from hob burners. The material is not recommended for use for covering fireplaces or stoves, or for installation close to heat sources in general. During the installation process, it is recommended to use the material as a wall covering in the vicinity of fireplaces, stoves, and other heat sources. In case of use as a backsplash, Florim specifies that slabs must be installed at least 20 cm from hob burners. The material is not recommended for use for covering fireplaces or stoves, or for installation close to heat sources in general. During the installation process, it is recommended to use the material as a wall covering in the vicinity of fireplaces, stoves, and other heat sources. In case of use as a backsplash, Florim specifies that slabs must be installed at least 20 cm from hob burners. The material is not recommended for use for covering fireplaces or stoves, or for installation close to heat sources in general. During the installation process, it is recommended to use the material as a wall covering in the vicinity of fireplaces, stoves, and other heat sources. In case of use as a backsplash, Florim specifies that slabs must be installed at least 20 cm from hob burners. The material is not recommended for use for covering fireplaces or stoves, or for installation close to heat sources in general. During the installation process, it is recommended to use the material as a wall covering in the vicinity of fireplaces, stoves, and other heat sources. In case of use as a backsplash, Florim specifies that slabs must be installed at least 20 cm from hob burners. The material is not recommended for use for covering fireplaces or stoves, or for installation close to heat sources in general. During the installation process, it is recommended to use the material as a wall covering in the vicinity of fireplaces, stoves, and other heat sources. In case of use as a backsplash, Florim specifies that slabs must be installed at least 20 cm from hob burners. The material is not recommended for use for covering fireplaces or stoves, or for installation close to heat sources in general. During the installation process, it is recommended to use the material as a wall covering in the vicinity of fireplaces, stoves, and other heat sources. In case of use as a backsplash, Florim specifies that slabs must be installed at least 20 cm from hob burners. The material is not recommended for use for covering fireplaces or stoves, or for installation close to heat sources in general. During the installation process, it is recommended to use the material as a wall covering in the vicinity of fireplaces, stoves, and other heat sources. In case of use as a backsplash, Florim specifies that slabs must be installed at least 20 cm from hob burners. The material is not recommended for use for covering fireplaces or stoves, or for installation close to heat sources in general. During the installation process, it is recommended to use the material as a wall covering in the vicinity of fireplaces, stoves, and other heat sources. In case of use as a backsplash, Florim specifies that slabs must be installed at least 20 cm from hob burners. The material is not recommended for use for covering fireplaces or stoves, or for installation close to heat sources in general. During the installation process, it is recommended to use the material as a wall covering in the vicinity of fireplaces, stoves, and other heat sources. In case of use as a backsplash, Florim specifies that slabs must be installed at least 20 cm from hob burners. The material is not recommended for use for covering fireplaces or stoves, or for installation close to heat sources in general. During the installation process, it is recommended to use the material as a wall covering in the vicinity of fireplaces, stoves, and other heat sources. In case of use as a backsplash, Florim specifies that slabs must be installed at least 20 cm from hob burners. The material is not recommended for use for covering fireplaces or stoves, or for installation close to heat sources in general. During the installation process, it is recommended to use the material as a wall covering in the vicinity of fireplaces, stoves, and other heat sources. In case of use as a backsplash, Florim specifies that slabs must be installed at least 20 cm from hob burners. The material is not recommended for use for covering fireplaces or stoves, or for installation close to heat sources in general. During the installation process, it is recommended to use the material as a wall covering in the vicinity of fireplaces, stoves, and other heat sources. In case of use as a backsplash, Florim specifies that slabs must be installed at least 20 cm from hob burners. The material is not recommended for use for covering fireplaces or stoves, or for installation close to heat sources in general. During the installation process, it is recommended to use the material as a wall covering in the vicinity of fireplaces, stoves, and other heat sources. In case of use as a backsplash, Florim specifies that slabs must be installed at least 20 cm from hob burners. The material is not recommended for use for covering fireplaces or stoves, or for installation close to heat sources in general. During the installation process, it is recommended to use the material as a wall covering in the vicinity of fireplaces, stoves, and other heat sources. In case of use as a backsplash, Florim specifies that slabs must be installed at least 20 cm from hob burners. The material is not recommended for use for covering fireplaces or stoves, or for installation close to heat sources in general. During the installation process, it is recommended to use the material as a wall covering in the vicinity of fireplaces, stoves, and other heat sources. In case of use as a backsplash, Florim specifies that slabs must be installed at least 20 cm from hob burners. The material is not recommended for use for covering fireplaces or stoves, or for installation close to heat sources in general. During the installation process, it is recommended to use the material as a wall covering in the vicinity of fireplaces, stoves, and other heat sources. In case of use as a backsplash, Florim specifies that slabs must be installed at least 20 cm from hob burners. The material is not recommended for use for covering fireplaces or stoves, or for installation close to heat sources in general. During the installation process, it is recommended to use the material as a wall covering in the vicinity of fireplaces, stoves, and other heat sources. In case of use as a backsplash, Florim specifies that slabs must be installed at least 20 cm from hob burners. The material is not recommended for use for covering fireplaces or stoves, or for installation close to heat sources in general. During the installation process, it is recommended to use the material as a wall covering in the vicinity of fireplaces, stoves, and other heat sources. In case of use as a backsplash, Florim specifies that slabs must be installed at least 20 cm from hob burners. The material is not recommended for use for covering fireplaces or stoves, or for installation close to heat sources in general. During the installation process, it is recommended to use the material as a wall covering in the vicinity of fireplaces, stoves, and other heat sources. In case of use as a backsplash, Florim specifies that slabs must be installed at least 20 cm from hob burners. The material is not recommended for use for covering fireplaces or stoves, or for installation close to heat sources in general. During the installation process, it is recommended to use the material as a wall covering in the vicinity of fireplaces, stoves, and other heat sources. In case of use as a backsplash, Florim specifies that slabs must be installed at least 20 cm from hob burners. The material is not recommended for use for covering fireplaces or stoves, or for installation close to heat sources in general. During the installation process, it is recommended to use the material as a wall covering in the vicinity of fireplaces, stoves, and other heat sources. In case of use as a backsplash, Florim specifies that slabs must be installed at least 20 cm from hob burners. The material is not recommended for use for covering fireplaces or stoves, or for installation close to heat sources in general. During the installation process, it is recommended to use the material as a wall covering in the vicinity of fireplaces, stoves, and other heat sources. In case of use as a backsplash, Florim specifies that slabs must be installed at least 20 cm from hob burners. The material is not recommended for use for covering fireplaces or stoves, or for installation close to heat sources in general. During the installation process, it is recommended to use the material as a wall covering in the vicinity of fireplaces, stoves, and other heat sources. In case of use as a backsplash, Florim specifies that slabs must be installed at least 20 cm from hob burners. The material is not recommended for use for covering fireplaces or stoves, or for installation close to heat sources in general. During the installation process, it is recommended to use the material as a wall covering in the vicinity of fireplaces, stoves, and other heat sources. In case of use as a backsplash, Florim specifies that slabs must be installed at least 20 cm from hob burners. The material is not recommended for use for covering fireplaces or stoves, or for installation close to heat sources in general. During the installation process, it is recommended to use the material as a wall covering in the vicinity of fireplaces, stoves, and other heat sources. In case of use as a backsplash, Florim specifies that slabs must be installed at least 20 cm from hob burners. The material is not recommended for use for covering fireplaces or stoves, or for installation close to heat sources in general. During the installation process, it is recommended to use the material as a wall covering in the vicinity of fireplaces, stoves, and other heat sources. In case of use as a backsplash, Florim specifies that slabs must be installed at least 20 cm from hob burners. The material is not recommended for use for covering fireplaces or stoves, or for installation close to heat sources in general. During the installation process, it is recommended to use the material as a wall covering in the vicinity of fireplaces, stoves, and other heat sources. In case of use as a backsplash, Florim specifies that slabs must be installed at least 20 cm from hob burners. The material is not recommended for use for covering fireplaces or stoves, or for installation close to heat sources in general. During the installation process, it is recommended to use the material as a wall covering in the vicinity of fireplaces, stoves, and other heat sources. In case of use as a backsplash, Florim specifies that slabs must be installed at least 20 cm from hob burners. The material is not recommended for use for covering fireplaces or stoves, or for installation close to heat sources in general. During the installation process, it is recommended to use the material as a wall covering in the vicinity of fireplaces, stoves, and other heat sources. In case of use as a backsplash, Florim specifies that slabs must be installed at least 20 cm from hob burners. The material is not recommended for use for covering fireplaces or stoves, or for installation close to heat sources in general. During the installation process, it is recommended to use the material as a wall covering in the vicinity of fireplaces, stoves, and other heat sources. In case of use as a backsplash, Florim specifies that slabs must be installed at least 20 cm from hob burners. The material is not recommended for use for covering fireplaces or stoves, or for installation close to heat sources in general. During the installation process, it is recommended to use the material as a wall covering in the vicinity of fireplaces, stoves, and other heat sources. In case of use as a backsplash, Florim specifies that slabs must be installed at least 20 cm from hob burners. The material is not recommended for use for covering fireplaces or stoves, or for installation close to heat sources in general. During the installation process, it is recommended to use the material as a wall covering in the vicinity of fireplaces, stoves, and other heat sources. In case of use as a backsplash, Florim specifies that slabs must be installed at least 20 cm from hob burners. The material is not recommended for use for covering fireplaces or stoves, or for installation close to heat sources in general. During the installation process, it is recommended to use the material as a wall covering in the vicinity of fireplaces, stoves, and other heat sources. In case of use as a backsplash, Florim specifies that slabs must be installed at least 20 cm from hob burners. The material is not recommended for use for covering fireplaces or stoves, or for installation close to heat sources in general. During the installation process, it is recommended to use the material as a wall covering in the vicinity of fireplaces, stoves, and other heat sources. In case of use as a backsplash, Florim specifies that slabs must be installed at least 20 cm from hob burners. The material is not recommended for use for covering fireplaces or stoves, or for installation close to heat sources in general. During the installation process, it is recommended to use the material as a wall covering in the vicinity of fireplaces, stoves, and other heat sources. In case of use as a backsplash, Florim specifies that slabs must be installed at least 20 cm from hob burners. The material is not recommended for use for covering fireplaces or stoves, or for installation close to heat sources in general. During the installation process, it is recommended to use the material as a wall covering in the vicinity of fireplaces, stoves, and other heat sources. In case of use as a backsplash, Florim specifies that slabs must be installed at least 20 cm from hob burners. The material is not recommended for use for covering fireplaces or stoves, or for installation close to heat sources in general. During the installation process, it is recommended to use the material as a wall covering in the vicinity of fireplaces, stoves, and other heat sources. In case of use as a backsplash, Florim specifies that slabs must be installed at least 20 cm from hob burners. The material is not recommended for use for covering fireplaces or stoves, or for installation close to heat sources in general. During the installation process, it is recommended to use the material as a wall covering in the vicinity of fireplaces, stoves, and other heat sources. In case of use as a backsplash, Florim specifies that slabs must be installed at least 20 cm from hob burners. The material is not recommended for use for covering fireplaces or stoves, or for installation close to heat sources in general. During the installation process, it is recommended to use the material as a wall covering in the vicinity of fireplaces, stoves, and other heat sources. In case of use as a backsplash, Florim specifies that slabs must be installed at least 20 cm from hob burners. The material is not recommended for use for covering fireplaces or stoves, or for installation close to heat sources in general. During the installation process, it is recommended to use the material as a wall covering in the vicinity of fireplaces, stoves, and other heat sources. In case of use as a backsplash, Florim specifies that slabs must be installed at least 20 cm from hob burners. The material is not recommended for use for covering fireplaces or stoves, or for installation close to heat sources in general. During the installation process, it is recommended to use the material as a wall covering in the vicinity of fireplaces, stoves, and other heat sources. In case of use as a backsplash, Florim specifies that slabs must be installed at least 20 cm from hob burners. The material is not recommended for use for covering fireplaces or stoves, or for installation close to heat sources in general. During the installation process, it is recommended to use the material as a wall covering in the vicinity of fireplaces, stoves, and other heat sources. In case of use as a backsplash, Florim specifies that slabs must be installed at least 20 cm from hob burners. The material is not recommended for use for covering fireplaces or stoves, or for installation close to heat sources in general. During the installation process, it is recommended to use the material as a wall covering in the vicinity of fireplaces, stoves, and other heat sources. In case of use as a backsplash, Florim specifies that slabs must be installed at least 20 cm from hob burners. The material is not recommended for use for covering fireplaces or stoves, or for installation close to heat sources in general. During the installation process, it is recommended to use the material as a wall covering in the vicinity of fireplaces, stoves, and other heat sources. In case of use as a backsplash, Florim specifies that slabs must be installed at least 20 cm from hob burners. The material is not recommended for use for covering fireplaces or stoves, or for installation close to heat sources in general. During the installation process, it is recommended to use the material as a wall covering in the vicinity of fireplaces, stoves, and other heat sources. In case of use as a backsplash, Florim specifies that slabs must be installed at least 20 cm from hob burners. The material is not recommended for use for covering fireplaces or stoves, or for installation close to heat sources in general. During the installation process, it is recommended to use the material as a wall covering in the vicinity of fireplaces, stoves, and other heat sources. In case of use as a backsplash, Florim specifies that slabs must be installed at least 20 cm from hob burners. The material is not recommended for use for covering fireplaces or stoves, or for installation close to heat sources in general. During the installation process, it is recommended to use the material as a wall covering in the vicinity of fireplaces, stoves, and other heat sources. In case of use as a backsplash, Florim specifies that slabs must be installed at least 20 cm from hob burners. The material is not recommended for use for covering fireplaces or stoves, or for installation close to heat sources in general. During the installation process, it is recommended to use the material as a wall covering in the vicinity of fireplaces, stoves, and other heat sources. In case of use as a backsplash, Florim specifies that slabs must be installed at least 20 cm from hob burners. The material is not recommended for use for covering fireplaces or stoves, or for installation close to heat sources in general. During the installation process, it is recommended to use the material as a wall covering in the vicinity of fireplaces, stoves, and other heat sources. In case of use as a backsplash, Florim specifies that slabs must be installed at least 20 cm from hob burners. The material is not recommended for use for covering fireplaces or stoves, or for installation close to heat sources in general. During the installation process, it is recommended to use the material as a wall covering in the vicinity of fireplaces, stoves, and other heat sources. In case of use as a backsplash, Florim specifies that slabs must be installed at least 20 cm from hob burners. The material is not recommended for use for covering fireplaces or stoves, or for installation close to heat sources in general. During the installation process, it is recommended to use the material as a wall covering in the vicinity of fireplaces, stoves, and other heat sources. In case of use as a backsplash, Florim specifies that slabs must be installed at least 20 cm from hob burners. The material is not recommended for use for covering fireplaces or stoves, or for installation close to heat sources in general. During the installation process, it is recommended to use the material as a wall covering in the vicinity of fireplaces, stoves, and other heat sources. In case of use as a backsplash, Florim specifies that slabs must be installed at least 20 cm from hob burners. The material is not recommended for use for covering fireplaces or stoves, or for installation close to heat sources in general. During the installation process, it is recommended to use the material as a wall covering in the vicinity of fireplaces, stoves, and other heat sources. In case of use as a backsplash, Florim specifies that slabs must be installed at least 20 cm from hob burners. The material is not recommended for use for covering fireplaces or st			

FLORIM OVERSIZE
magnUm[®]

IMBALLI
PACKAGING
EMBALLAGES
VERPACKUNGEN
EMBALAJES

TABELLA IMBALLI

PACKAGE TABLE/TABLEAU DE EMBALLAGES/TABELLE FORMATE/TABLA DE LOS EMBALAJES
#6 SPESSORE / THICKNESS/ÉPAISSEUR/STÄRKE/ESPESOR

			BOXES				PALLET		
			ML	PZ	MQ	KG	BOX	MQ	KG
	80x80	31 1/2"x31 1/2"	-	3	1,92	27,80	40	76,80	1140
	60x120	23 5/8"x47 1/4"	-	3	2,16	31,30	30	64,80	960
MOSAICO 1,5x3	30x30	11 4/5"x11 4/5"	-	11	1,00	16,50	-	-	-
MOSAICO 7,5x7,5	30x30	11 4/5"x11 4/5"	-	11	1,00	16,50	-	-	-
MURETTO 7,5x15	30x30	11 4/5"x11 4/5"	-	11	1,00	16,50	-	-	-
BATTISCOPIA	4,6x80	1 4/5"x31 1/2"	14,40	18	-	8,60	-	-	-
	4,6x60	1 4/5"x23 5/8"	14,40	24	-	8,60	-	-	-

DECORI/ DECORS FLORIM OVERSIZE **magnum**

Note Imballo. Tutti i singoli pezzi tagliati vengono numerati con applicazione sulla parte a vista di un pezzo di nastro isolante dove è riportato il n° del pezzo. Le scatole sono rivestite internamente di polistirolo per garantire l'integrità dei singoli pezzi. Su ogni scatola è riportato: N° dei pezzi totali - Numerazione di ciascun pezzo. Sulla palette viene applicata una pallet card ed una busta in plastica contenente lo schema di montaggio. Per richieste di formati inferiori al modulo base (120x240 o 160x240), resta in vigore la richiesta di lavorazioni fuori standard. N. B. Il prezzo di listino del decoro si riferisce a formato standard. Eventuali lavorazioni su misura verranno valutate su richiesta. (Il servizio clienti è a disposizione per informazioni e ulteriori dettagli a riguardo).

Packing notes. Each individual cut piece is given a number. The piece number is shown on the exposed side of a strip of insulation tape. The boxes are padded on the inside with polystyrene to protect the individual pieces. Each box bears the following information: Total n° of pieces - Code number of each piece. The pallet comes with a pallet card and a plastic pouch containing the assembly diagram. For smaller sizes requests different from basic modules (120x240 or 160x240), you need to follow the procedure for requesting a non-standard format. N. B. The decor's price list refers to the standard format featuring one colour. Any custom-work will be assessed upon request. Please call our Customer Service for more information.

Remarques concernant l'emballage. Chaque pièce découpée est numérotée avec une application sur la partie visible d'un morceau de ruban isolant sur lequel figure le n° de la pièce. Les boîtes sont revêtues intérieurement de polystyrène afin de garantir l'intégrité de chaque pièce. Sur chaque boîte figurent: le nombre de pièces totales et la numérotation de chaque pièce. Une carte de la palette et un sachet en plastique contenant le schéma du montage sont appliqués sur la palette. Pour toute demande de formats inférieurs au module de base (120x240 ou 160x240), reste en vigueur la demande de hors standard. N. B. Le prix catalogue du décor se réfère au format standard. Les éventuels traitements sur mesure seront évalués sur demande. Le service clientèle est à votre disposition si vous avez besoin d'informations et de plus amples détails.

Verpackungshinweise. Alle geschnittenen einzelnen Teile werden nummeriert, wobei die Nummer des Teils auf der sichtbaren Seite eines Stücks Isolierband angebracht ist. Die Kartonverpackungen sind innen mit Polystyrol ausgelegt, um die Unversehrtheit der einzelnen Teile zu gewährleisten. Folgende Angaben befinden sich auf jedem Karton: Gesamtzahl der Teile Nummerierung jedes Teils. An der Palette sind eine Palettenkarte und ein Kunststoffbeutel mit dem Montageplan angebracht. Für Anfragen von kleineren Formaten als vom Standard vorgesehen (120x240 oder 160x240) gilt der übliche Bearbeitungsvorgang für Sonderanfertigungen. N. B. Der Listenpreis bezieht sich auf die Dekoration im Standard-Format, einfarbig. Eventuelle kundenspezifische Verarbeitungen werden auf Anfrage kalkuliert. Der Kundenservice steht für weitere Informationen und Einzelheiten hierzu jederzeit zur Verfügung.

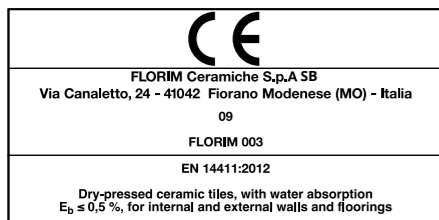
Notas sobre el embalaje. Todas las partes cortadas se enumeran colocando en la parte a la vista de la pieza una cinta adhesiva donde se reproduce el n.º de la pieza. El interior de las cajas se reviste con poliestireno para garantizar la integridad de cada una de las piezas. Sobre cada caja se reproduce: N.º de las piezas totales - Numeración de cada pieza. En la paleta se coloca una "pallet card" y una bolsa plástica que contiene el esquema del montaje. Para pedidos de formatos inferiores a los módulos de base (120x240 o 160x240), es necesario solicitar las elaboraciones no estándar. N. B. El precio de catálogo del decoro se refiere al formato estándar. Las elaboraciones a medida se evaluarán bajo pedido. El servicio de atención al cliente está a su disposición para proporcionarle más información y detalles al respecto.

*Le lastre sono contenute in scatole da 2 pezzi ciascuna / Packing for this item is 2 slabs per box / Les plaques sont contenues dans des boîtes de 2 pièces chacune . Die Platten sind in Kartons zu je 2 Stück verpackt. / Las baldosas están empaquetadas en cajas de 2 piezas cada una.

°per spedizioni>12 scatole / for shipments>12 boxes / pour les expéditions>12 boîtes / für Versandmengen>12 Schachteln / para envíos > 12 cajas.

°°per spedizioni≤12 scatole /for shipments≤12 boxes / pour les expéditions≤12 boîtes / für Versandmengen≤12 Schachteln / para envíos ≤ 12 cajas





TIPO TYPE	formato LASTRA SLAB size	LASTRA SLAB		CASSA vuota empty CRATE			CASSA piena full CRATE	CAVALLETTO vuoto empty A-Frame			CAVALLETTO pieno full A-Frame
		MQ	KG	PZ	MQ	KG	KG	PZ	MQ	KG	KG
	160x320 63"x126"	5,12	74,15	14	71,68	140,5	1178,6	-	-	-	-
	120x280 47 1/4"x110 1/4"	3,36	48,65	20	67,20	90,00	1063	-	-	-	-
	(6mm) 120x240 47 1/4"x94 1/2"	2,88	41,70	20	57,60	107,00	941	-	-	-	-
	(9mm) 120x240 47 1/4"x94 1/2"	2,88	69,50	14	40,32	107,00	1080	-	-	-	-
	(6mm) 120x120 47 1/4"x47 1/4"	1,44	20,85	24*	34,56	50,00	550	-	-	-	-
	(9mm) 120x120 47 1/4"x47 1/4"	1,44	33,28	18*	25,92	50,00	649	-	-	-	-
	(6mm) 120x120 47 1/4"x47 1/4"	1,44	20,70	48*	69,12	70	1065,1	-	-	-	-
	(9mm) 120x120 47 1/4"x47 1/4"	1,44	23,11	36*	51,84	70	903,34	-	-	-	-
	80x240 31 1/2"x94 1/2"	1,92	27,80	30	57,60	97,00	931	-	-	-	-
	160x160 63"x63"	2,56	37,06	24	61,44	45,00	934,44	-	-	-	-
	160x320 63"x126"	5,12	74,15	-	-	-	-	44	225,28	220,00	3482,6
	120x280 47 1/4"x110 1/4"	3,36	48,65	-	-	-	-	44	147,84	220,00	2360,6
	160x320 63"x126" Cavalletto in lamiera zincata Zinc-plated sheet A-frame	5,12	74,15	-	-	-	-	44	225,28	120,00	3382,6
	120x280 47 1/4"x110 1/4" Cavalletto in lamiera zincata Zinc-plated sheet A-frame	3,36	48,65	-	-	-	-	44	147,84	108,5	2249,1
	(6mm) 120x240 47 1/4"x94 1/2" Cavalletto in lamiera zincata Zinc-plated sheet A-frame	2,88	41,70	-	-	-	-	44	126,72	92,5	1941,5
	(9mm) 120x240 47 1/4"x94 1/2" Cavalletto in lamiera zincata Zinc-plated sheet A-frame	2,88	69,50	-	-	-	-	28	80,64	92,5	2038,5
	(6mm) 120x240 47 1/4"x94 1/2"	2,88	41,70	-	-	-	-	44	126,72	170,00	2004,8
	(9mm) 120x240 47 1/4"x94 1/2"	2,88	69,50	-	-	-	-	28	80,64	170,00	2116
	80x240 31 1/2"x94 1/2"	1,92	27,80	-	-	-	-	44	84,48	170,00	1393,2
	160x160 63"x63"	2,56	37,07	-	-	-	-	44	112,64	160,00	1791,08



Per informazioni relative ai dati tecnici su marcatura CE vedere il sito www.florim.com
 Please refer to our web site www.florim.com for technical information related to CE labeling
 Pour tout renseignement sur l'avis technique de la marque CE veuillez consulter le site www.florim.com
 Informationen bezüglich technischer Daten zur Beschriftung CE entnehmen Sie unserer Website www.florim.com
 Para informaciones relativas a las especificaciones técnicas sobre la marca CE, chequear el sitio www.florim.com



GRADO DI VARIAZIONE CROMATICA - DEGREE OF COLOUR CHANGE - DEGRE DE VARIATION CHROMATIQUE - GRAD DER FARBABWEICHUNG - GRADO DE VARIACIÓN CROMÁTICA

 <p>V1 LOW THE LEAST AMOUNT OF SHADE AND TEXTURE VARIATION ATTAINABLE IN NATURALLY FIRED CLAY PRODUCTS.</p> <p>Prodotto Monocromatico Produit Monochromatique Einfarbiges Produkt Producto Monocromático</p>	 <p>V2 MODERATE LIGHT TO MODERATE SHADE AND TEXTURE VARIATION WITHIN EACH CARTON.</p> <p>Prodotto con leggera variazione cromatica Produit à légère variation chromatique Produkt mit leichter Farbnuance Producto con una pequeña variación cromática</p>	 <p>V3 HIGH HIGH SHADE AND TEXTURE VARIATION WITHIN EACH CARTON.</p> <p>Prodotto con marcata variazione cromatica Produit à variation chromatique accentuée Produkt mit ausgeprägter Farbnuance Producto con evidente variación cromática</p>	 <p>V4 RANDOM VERY HIGH SHADE AND TEXTURE VARIATION WITHIN EACH CARTON.</p> <p>Prodotto con forte variazione cromatica Produit à forte variation chromatique Produkt mit starker Farbnuance Producto con fuerte variación cromática</p>
--	--	---	---

Quanto contenuto nel catalogo è indicativo e non esaustivo riguardo alle grafiche, decori e ai colori riportati.

Contents of this catalog is indicative and not exhaustive with regard to graphics, decors and colors shown.
 Le contenu du catalogue est indicatif et non exhaustif en ce qui concerne graphiques, décors et couleurs indiquées.
 Die Beschreibungen im Katalog sind indikativ und nicht allumfassend in Bezug auf Grafiken, Dekore und Farben.
 El contenido de este catálogo es indicativo y no exhaustivo con respecto a gráficas, decoros y colores ilustrados.



Florim Ceramiche S.p.A. SB

Via Canaletto, 24 / 41042 Fiorano Modenese (MO) / T. +39 0536 840111 / F. +39 0536 844750 / florim.com